

STAMPEDE — DELTA



Судостроитель: DELTA

Год постройки: 1990

Модель: Экспедиционная яхта

Цена: ЦЕНА ЯХТЫ ПО ЗАПРОСУ

Местонахождение: United States

Длина общая: 117' 0" (35.66m)

Ширина: 28' 0" (8.53m)

Мин. осадка: 10' 4" (3.15m)

Макс. осадка: 10' 6" (3.20m)

Крейс. скорость: 10 Kts. (12 MPH)

Макс. скорость: 12 Kts. (14 MPH)

Купить **STAMPEDE — DELTA** а также выбрать подходящую вам яхту из нашего **каталога яхт** вам поможет опытный яхтенный брокер Андрей Шестаков. На сегодняшний день компания **Shestakov Yacht Sales Inc.** имеет большое количество яхт в **собственном списке продаж**, а также тесно сотрудничает со всеми крупными **яхтенными производителями** по всему миру.

Для того чтобы купить яхту **STAMPEDE — DELTA** а также проконсультироваться по любому вопросу связанному с покупкой, продажей, чартером яхт позвоните по телефону **+7(918)465-66-44**.

ОГЛАВЛЕНИЕ

| | |
|---|----|
| ОГЛАВЛЕНИЕ | 2 |
| ХАРАКТЕРИСТИКИ | 3 |
| Основная информация | 3 |
| Размеры | 3 |
| Скорость, вместимость и масса | 3 |
| Размещение | 4 |
| Корпус и палуба | 4 |
| Информация о двигателе | 4 |
| ПОДРОБНОЕ ОПИСАНИЕ | 5 |
| CONSTRUCTION | 5 |
| DIMENSIONS | 5 |
| MACHINERY | 5 |
| COMMUNICATION, NAVIGATION & ENTERTAINMENT SYSTEMS | 6 |
| GALLEY & LAUNDRY EQUIPMENT | 7 |
| TENDERS & TOYS | 8 |
| DECK EQUIPMENT | 8 |
| SECURITY, FIRE FIGHTING & SAFETY EQUIPMENT | 9 |
| ACCOMMODATIONS | 10 |
| COMMENTS | 10 |
| Исключения | 13 |
| Отказ от ответственности | 13 |
| ФОТОГРАФИИ | 14 |
| КОНТАКТЫ | 18 |
| Контактная информация | 18 |
| Телефоны | 18 |
| Время работы | 18 |
| Адрес | 18 |

ХАРАКТЕРИСТИКИ

Основная информация

| | |
|---------------------------------------|-----------------------------|
| Тип судна: Экспедиционная яхта | Модельный год: 1990 |
| Год постройки: 1990 | Год обновления: 2017 |
| Страна: United States | Верх: Hardtop |
| Кубрик: Да | |

Размеры

| | |
|--------------------------------------|---|
| Длина общая: 117' 0" (35.66m) | Длина по ватерлинии: 112' 11" (34.42m) |
| Ширина: 28' 0" (8.53m) | Мин. осадка: 10' 4" (3.15m) |
| Макс. осадка: 10' 6" (3.20m) | |

Скорость, вместимость и масса

| | |
|---|--|
| Крейс. скорость: 10 Kts. (12 MPH) | Дальность на крейсерской скорости: 6000 |
| Макс. скорость: 12 Kts. (14 MPH) | Водоизмещение: 354 Pounds |
| Чистый вес: 191 Pounds | Вместимость воды: 2200 Gallons |
| Объем топливного бака: 20000 Gallons | |

Размещение

Всего кают: 4

Всего коек: 5

Спальные места: 8

Каюты экипажа: 3

Койки экипажа: 5

Спальных мест экипажа: 6

Корпус и палуба

Материал корпуса: Fiberglass

Материал палубы: Teak and Fiberglass

Комплектация корпуса: Full Displacement

Цвет корпуса: Blue

Дизайнер корпуса: Delta Design Group

Дизайнер экстерьера: Delta Design Group

Дизайнер интерьера: Penny Stamps Interior/Delta Design Group

Информация о двигателе

Двигатели: 2

Производитель: Caterpillar

Модель: 3412TA

Тип двигателя: Inboard

Тип топлива: Diesel

ПОДРОБНОЕ ОПИСАНИЕ

CONSTRUCTION

Built in 1990 by Delta Marine, with a refit in 2008, STAMPEDE has a fiberglass hull and superstructure, with teak and fiberglass decks.

DIMENSIONS

General

| | | |
|-------------------------------|----------------|----------------|
| Length Overall (L.O.A.): | 117.00 feet | (35.66 meters) |
| Length at Waterline (L.W.L.): | 112.93 feet | (34.42 meters) |
| Beam (molded): | 28.00 feet | (8.53 meters) |
| Draft (loaded): | 10.50 feet | (3.20 meters) |
| Tonnage: | 191 gross tons | |

Capacities

| | | |
|-----------------|-------------------|-----------------|
| Fuel Capacity: | 20,000 US Gallons | (75,700 liters) |
| Water Capacity: | 2,200 US Gallons | (8,328 liters) |
| Watermakers: | 3,000 US Gallons | (11,355 liters) |
| Lube Oil: | 500 US Gallons | (1,892 liters) |
| Waste Oil: | 200 US Gallons | (757 liters) |

Speed Range

| | | |
|-------------|----------|----------|
| Maximum: | 12.0 kts | 5,000 nm |
| Cruising: | 10.0 kts | 6,000 nm |
| Economical: | 8.0 kts | 6,500 nm |

MACHINERY

Main Engines

| | |
|-----------------------------|--|
| Engine Type: | (2) Caterpillar 3412TA, @ 624 HP each (Major in-frame overhaul with two year warranty to be completed December 2015) |
| Gearboxes for Main Engines: | Twin Disc MG 520 |

Generators & Electricity

| | |
|-----------------------------|---|
| Output: | 208v/3 Phase/60hz |
| Generators: | (2) 75Kw CAT generators (1) 65Kw Northern Lights generator |
| Generator Fuel Consumption: | 2.5 Gallons/hr |
| Shore Power: | Atlas Marine model spa-60f |
| Batteries: | (10) 12v DC gel cells banked for 24v DC sources (2) House service banks (24v DC) (2) Starting service banks (24v DC) (1) Pilothouse (24v DC) |

Air Conditioning

| | |
|-------|-------------------------------------|
| Type: | Dometic 15-ton chilled water system |
|-------|-------------------------------------|

Other Machinery

| | |
|------------------------------|--|
| Watermakers: | (2) Village Marine with Hawk Model pump and Aquafina filters/stabilizers |
| Stabilizers: | Naiad Model 503 with two 26 sq. foot hull mounted spade type fin units |
| Bow Thruster: | Arcturus Marine TRAC |
| Steering System: | (2) Wagner M10 PFU system |
| Fuel Separator & Filtration: | Alpha Laval fuel centrifuge/Racor fuel filters |
| Sewage System: | Headhunter (3) Hydr-O-Matic sewage pumps with Baldor 3hp electric motors interfaced to black and grey water tanks |
| Fresh Water System: | (3) Headhunter Mach 5 freshwater pumps interfaced with fiberglass Headhunter pressure tank (1) Headhunter Xcaliber 24v fresh water pump |

COMMUNICATION, NAVIGATION & ENTERTAINMENT SYSTEMS

Communication Systems

| | |
|-------------------|---|
| SATcom: | KVH V7IP w/ U25 plan |
| Telephone System: | (2) Vonage VOIP Phone Lines |
| VHF: | (2) Uniden VHF radios with 3 remote handheld stations |

Standard Galaxy VHF radio on flybridge

Sailor iridium control unit SC4150

Intercom:

Uniden Model UM625c Intercom hailer with bow and fishing cockpit speakers

Navigation Systems

Radar:

Furuno Model FR-2001, 72 mile range

Furuno Model 8010, 72 mile range

Gyrocompass:

Furuno SC50

Magnetic Compass:

Danforth Constillation

Auto Pilot:

Simrad AP50

Depth Sounder:

Furuno CH-14

GPS:

(1) Garmin 840 XS

(2) Furuno Model GP1920 (one on fly bridge)

Ships Computer:

HP Series 4, 5/66 computer with monitor and printer

Laser Plotter:

(3) Furuno Model VX2NAVNET C-Map NT plotter

Wind/Speed Log:

B&G windspeed indicator

Entertainment System a) Video Equipment

TV's:

50" Panasonic with Samsung Blu-Ray

DVDPlayer (Salon)

40" Sharp Aquoswith Sharp Blu-Ray DVD Player (Master)

(4) 24" Samsung TV's with built in DVD players (Guest Suites & Gym)

Apple TV

b) Audio Equipment

Stereo's:

(1) Polk Audio XM Receiver (Master)

(4) Marantz iPod docking stations (Guest Suites and Gym)

GALLEY & LAUNDRY EQUIPMENT

Main Galley Equipment

Cooking Equipment:

Vulcan 8-burner electric stove with griddle and two ovens

LG microwave oven

(2) U-line under counter ice makers

Maytag trash compactor

Kitchenaid mixer

Cuisinart 12 cup coffee maker

| | |
|-----------------------------|---|
| | T-Fal Toastmaster toaster |
| Refrigeration/Freezer: | Cospolich Model EGE-2N-AD8 5 door built-in commercial freezer Cospolich Model R50-2H-S 3 door built-in commercial refrigerator U-line under counter refrigerator (at bar) |
| Dishwasher: | Bosch |
| Additional Galley Equipment | |
| Other: | Double stainless sink Single stainless sink (at bar) Blue Store Ice Maker 250 lb/day capacity(Boat Deck) |
| Laundry Equipment | |
| Main Laundry Equipment: | (2) Whirlpool stacked washers/dryers |

TENDERS & TOYS

| | |
|------------|---|
| Tenders: | 22' Custom Nautica RIB with Bimini T-Top with Yamaha 150hp; 4-stroke outboard 18' Egret flats boat w/ Yamaha 175hp; 2-stroke V-max outboard 6' inflatable Johnson 4hp inboard |
| Dive Gear: | (4) Poseidon Scuba Sets |
| Other: | Kayaks Surfboards Windsurfer Paddleboards |

DECK EQUIPMENT

| | |
|-------------------------|---|
| Anchor Windlass System: | (2) Steen stainless Type 23 hydraulic anchor windlass w/12" vertical head capstans and wildcats with Monitor Instruments chain counters |
| Aft Warping Capstans: | (2) Maxwell/Nilsson |
| Anchor Chain: | (2) 1100 lb stockless type anchors in stemhead hawse openings 700' stud link chain |
| Boat Crane | |

| | |
|--------------------|--|
| and Davits: | Ed Joy Dual Arm 5,000 lb hydraulic crane/davit with local controls King Crane Inc. pedestal mounted hydraulic crane |
| Passerelle: | Exit engineering custom carbon fiber passerelle |
| Swimming Platform: | Integrated FRP extending from fishing cockpit |

SECURITY, FIRE FIGHTING & SAFETY EQUIPMENT

Security Equipment

| | |
|--------------|---|
| CCTV System: | Pelco 8-channel CCTV system |
| Cameras: | PTZ cameras (in mast/engine room, and 6 stationary on deck) |
| Monitors: | (3) 15" KEPmonitors (1) 17" Ambient Nav monitor |

Fire Fighting Equipment

| | |
|----------------------|--|
| Fire Control System: | Kidde 1301 Halon 120 lb engine room fire control system with two outlets Delay system with red strobe alarm Auto/manual system activation Kalby fire damper devices (4) Seafire Marine 1301 Halon Systems Ansulex Model 102 dry chemical system with manual and auto control (galley) |
| Fire Extinguishers: | (15) mounted 1211 Halon |
| Alarms: | Control General Systems fire alarm with smoke and heat sensors and audible alarm; bell and strobe in engine room |

Safety Equipment

| | |
|--------------------|--|
| Life Rafts: | (2) Elliott 10-person life rafts with hydrostatic releases in canister (Boat Deck) |
| Life Rings: | (3) 24" Life rings with strobe lights (1) Life Sling MOB retrieval system |
| EPIRBs: | (2) ACR Class |
| Flares: | Day/Night signal flares |
| Medical Equipment: | Comprehensive First Aid Kit |

ACCOMMODATIONS

GENERAL STAMPEDE is designed to cruise with an owner's party of 8, with 4 owner and guest staterooms. **OWNER** In the full-beam master stateroom, located on the main deck, large windows have replaced the smaller portholes, allowing for magnificent ocean views. A king size bed offers plenty of storage underneath, with four large drawers. There is also a writing desk and new walk-in closet. Separating the master stateroom from the custom en-suite bath are new center-pocket doors which open up the space and bring in natural light. The en-suite bath has his and hers modern glass showers as well as double glass vessel sinks. **GUESTS** On the lower deck, three spacious guest staterooms, consisting of two queens and a twin, all have modern, en-suite bathrooms with glass shower doors and corian countertops and backsplashes. All three staterooms have beautiful, custom bedding, as well as ample drawer space under each bed. Additionally, the two queen cabins have make-up vanities and the twin cabin has a tall dresser for additional storage. A gym is also located on the lower deck, with a spin bicycle, treadmill, and weight machine. The gym could easily be converted back into a guest stateroom with minor modification. **CREW** The crew area on the lower deck has three cabins, supporting up to 6 crew members. The captain's cabin has a double bed, while the other two have double bunks. Each cabin has their own bathroom as well as storage lockers.

COMMENTS

After a two-week voyage to Alaska on their new yacht, the current owners of STAMPEDE decided to make significant improvements to her layout and design, in order to accommodate their more active lifestyle. In 2006 they brought the yacht back to her birthplace at the Delta Marine Shipyard and embarked on a 2-year extensive refit where the yacht was given a modern facelift.

The most significant alteration to STAMPEDE was a 9-foot extension to the stern of the yacht. On the main deck aft, this extension made space for an outdoor dining area with a custom hatch-top teak table and seating for up to ten guests. Additionally, there is a smaller, corner banquette table, allowing for more intimate dining. The entry doors to the main salon were also redesigned during the refit, including the addition of a window, allowing for a more comfortable entry and more natural light flowing into the area.

Further aft on the main deck, and down a few steps, the fishing cockpit was relocated with a live baitwell, bait prep center, tackle storage, rod holders, in-sole fish box, and 300-gallon tender fuel tanks. There is also a swim platform to allow for easy access to the water and the yacht's tenders and toys.

On the boat deck, which was also extended, a new sunpad area was added. This space has become a great place for sunbathing, napping, and reading. New storage lockers were also installed that are large enough to store such things as dive equipment, vests,

and other outdoor gear. The space also allows for cradles to hold their 22' Nautica and 18' Egrets Flat Boat, which are launched by the purpose-built davits and a 4,500 lb-capacity crane.

On the fly bridge, her hardtop was raised, allowing for a more spacious, comfortable place to relax as well as a 360-degree view. A Jacuzzi was added which allows guests the ultimate in luxury and relaxation.

In the engine room, most of the equipment was updated to facilitate more environmentally friendly operations. The engines were overhauled, a new night generator was added, more efficient air conditioning was installed, and a state-of-the-art blackwater system was added. Additionally, the sound abatement technology was improved and upgraded to today's standards. This included floating the floors and increasing the use of damping tiles and barriers around the engine room. The resulting sound improvements resulted in much lower sound levels, and are equivalent to sound levels found on a brand new yacht.

In the interior, the soft goods were updated to give a more modern and elegant feel with traditional marine finishes. In the main salon, the woodwork was updated with a warmer, colored teak, while the overheads were improved with raised, coffered ceilings. Additionally, a new, richer carpet was installed, and the L-shaped sofa and chaise lounge were reupholstered with a beautiful, textured fabric. Ample storage cabinets line both the port and starboard sides, including custom drawers to safely secure the yacht's china. There is also a built-in service bar and wall storage for glassware. The improvements to the main salon have opened up the space, making it an inviting area to relax before a meal or watch an evening movie.

Adjacent to the main salon is the dining area, with a beautiful, frosted glass tabletop, that seats up to ten guests in sleek, modern chairs. Large windows bring in excellent natural light and allow for fantastic views while dining. There is also plenty of storage in this area for additional china, glassware, and linens. A stylish dayhead is located nearby with a glass vessel sink, with access from both the interior and exterior of the yacht.

The galley is conveniently located in the center of the yacht, allowing for efficient service when dining anywhere on the yacht. High quality stainless steel appliances and spacious, granite countertops allow for easy and comfortable meal prep. Additionally, countertop appliances can be attached to cars on a sail track, preventing movement during inclement weather. There is also a large window allowing for plenty of natural light, adding to the galley's warm and inviting space.

On the upper deck, the captain's cabin was relocated to the crew area to allow for a new sky lounge with a modern sofa and two sitting chairs, making it a great place to relax and play board games. There is also an elegant built-in corner desk and bookshelves for displaying artwork or personal items. New windows allow for an excellent view, and were designed to continue the graduated angle of those on the bridge. A dayhead with ceramic bowl sink is also located on the upper deck for

convenience.

The pilothouse is an open, comfortable space to hang out while cruising, directly adjacent to the sky lounge. There are two comfortable settees with raised tables, which make the pilothouse a great place to relax while cruising the seven seas!

STAMPEDE offers a high degree of luxury, comfort, strength, safety, and modern elegance. Her Delta pedigree, high bow, 28 foot beam, 10 foot draft, bulbous bow, massive fuel storage, and proven Caterpillar power, make her an obvious choice for any buyer who would like to get off the beaten path.

STAMPEDE is the recipient of the 2009 Superyacht Award for Best Refitted Yacht.

SPECIAL FEATURES

1. Winner of the 2009 World Superyacht Award for Best Refitted Yacht
2. Built to ABS
3. Transatlantic and transpacific capabilities, with a range of 6,500nm at 10.5 knots
4. Beautiful and elegant guest staterooms plus on deck master stateroom
5. Custom gym set up in additional guest stateroom
6. Custom fishing cockpit with integrated bait tank and fish box
7. Caterpillar engines and generators
8. Jacuzzi on flybridge
9. 300-gallon fuel station for the tenders
10. Full steering control at bridge, wings, flybridge, and aft station
11. Wide beam, strong hull, and deep draft allow for very stable cruising
12. Plethora of water toys including sailboat, windsurfer, paddleboards, surfboards, dive gear, and a dive compressor
13. World cruiser- she has already done a complete voyage around the world
14. Incredible volume due to below-deck spaces- excellent storage
15. Excellent and spacious crew quarters and galley

The name STAMPEDE is reserved.







Исключения

При продаже яхты исключаются личные вещи владельца.

Отказ от ответственности


Компания предоставляет описание судна или яхты добросовестно, но не может гарантировать точность этой информации, а также не ручается за техническое состояние. Покупатель должен проинструктировать своих агентов или оценщиков исследовать представленную информацию более подробно, по собственному желанию. Продажа судна или яхты, изменение цены или снятие с продажи будет происходить без предварительного уведомления.

ФОТОГРАФИИ









КОНТАКТЫ

Андрей Шестаков (Andrey Shestakov) – ведущий яхтенный брокер отдела продаж яхт и судов компании Shestakov Yacht Sales Inc. Официальный представитель Shestakov Yacht Sales Inc. для русскоговорящих клиентов в центральном офисе компании в Майами/Форт Лодердейл/Флорида/США.

Контактная информация

Email: **andrey@shestakovyachtsales.com**

Web: shestakovyachtsales.com

Телефоны

Краснодарский край: **+7(918)465-66-44**

США, Майами, Флорида: **+1(954)274-4435**

Время работы

Понедельник – Суббота: **9:00 - 21:00** EDT

Воскресенье: **Закрето**

Адрес



Harbour Towne Marina, 850 NE 3rd St, STE 213, Dania, FL 33004