

DELPH BLUE — HINCKLEY



Builder: HINCKLEY

LOA: 36' 0" (10.97m)

Year Built: 2003

Beam: 10' 0" (3.05m)

Model: Motor Yacht

Max Draft: 1' 6" (0.46m)

Price: PRICE ON APPLICATION

Location: United States

Our experienced yacht broker, Andrey Shestakov, will help you choose and buy a yacht that best suits your needs **DELPH BLUE — HINCKLEY** from **our catalogue**. Presently, at **Shestakov Yacht Sales Inc.**, we have a wide variety of yachts available on **our sale's list**. We also work in close contact with all the big **yacht manufacturers** from all over the world.

If you would like to buy a yacht **DELPH BLUE — HINCKLEY** or would like help answering any questions concerning purchasing, selling or chartering a yacht, please call **+1(954)274-4435**

TABLE OF CONTENTS

TABLE OF CONTENTS	2
SPECIFICATIONS	4
Basic Information	4
Dimensions	4
Accommodations	4
Hull and Deck Information	4
Engine Information	4
DETAILED INFORMATION	5
Hull Features	5
Construction	5
Deck Features	5
Vessel Walkthrough	5
Cockpit	6
Pilot House Extended Style	6
Helm (Starboard to Pilot House)	6
Electrical/ Navigation Equipment	6
Main Cabin	7
Head	7
Galley	7
V Berth	7
Electrical System	8
Mechanical System	8
Additional Equipment	9
Exclusions	9
Disclaimer	9
PHOTOS	11
CONTACTS	13
Contact details	13

Telephones	13
Office hours	13
Address	13

SPECIFICATIONS

Basic Information

Category: Motor Yacht

Model Year: 2003

Year Built: 2003

Country: United States

Dimensions

LOA: 36' 0" (10.97m)

Beam: 10' 0" (3.05m)

Max Draft: 1' 6" (0.46m)

Accommodations

Total Cabins: 1

Hull and Deck Information

Hull Material: Kevlar Composite

Engine Information

Engines: 1

Manufacturer: Yanmar

Model: 6LY2A-STP

Engine Type: Inboard

Fuel Type: Diesel

DETAILED INFORMATION

Hull Features

- Flag Blue Awlgrip Topsides
- Light Cream Gelcoat Cabin house and deck
- Light Cream single Bootstripe Red Bottom

Construction

- Hull is Kevlar/E-glass hybrid outer skin with balsa and Corecell core carbon fiber inner skin, SCRIMPED with vinylester resin
- Deck and cockpit are E-glass and balsa core, SCRIMPED with vinylester resin
- Deck sole has a molded-in nonskid pattern
- Marelon ball-valve seacocks with thru-hulls below water line and Marelon thru-hulls above the waterline
- Rub rail - Fiberglass molded with stainless steel half-round
- Heavy-duty fiberglass swim platform has teak treads, stainless steel bracket and half round
- Stainless steel telescoping 3-step folding swim ladder that stores under platform
- Handrail mounted on transom and painted to match hull

Deck Features

- Flush fore deck anchor locker
- Hinckley varnished teak toe rail, trim and (5) handrails - including aft end of pilothouse
- Hinckley pilothouse mast with spotlight and radome painted to match deck.
- Custom Hinckley 316L stainless steel bow chocks and 316L stainless steel bow, stern and spring mooring cleats - mid-rail easily reached from cockpit
- Padeyes with chafe strips to hang fenders

Vessel Walkthrough

Entry access is from a port/starboard stainless steel and teak cockpit step at midship. The Pilothouse and Helm area are forward along with entry through the forward Companionway door down 2-steps into the Main Cabin area, that includes a Galley to port a, private Head with Shower to starboard and a double V-berth forward.

Cockpit

- Varnished teak cockpit coaming.
- Seating in cockpit includes an engine box aft-facing molded cushioned seat and a forward facing cushioned stern seat covered in Marco Denim Sunbrella fabric
- Storage in varnished door lockers and in bins under aft settee
- Scuppers in cockpit drain directly overboard
- Cockpit shower with hot/cold pressurized water
- Bimini that fully covers cockpit and attaches to aft end of pilothouse
- Varnished teak-top engine box with built-in cooler and a molded-in sink with folding faucet featuring hot and cold pressure water
- Canvas weather covers for cushions as well as entire cockpit

Pilot House Extended Style

- Varnished teak upper interior pilothouse and dash.
- Seating in pilothouse includes L-shaped cushioned settee aft to port covered in Marco Denim Sunbrella fabric
- Triangular Teak table with custom turned up fiddles
- Varnished teak handrails under aft end of Pilothouse top on port and starboard as well as along centerline
- (4) Overhead hatches with removable screens
- Stidd helm chairs facing forward on port and starboard in Latte Duratouch with stainless steel pedestals
- (2) Hella fans mounted forward on either side of windshield
- Drop curtains with Isinglass to enclose pilothouse as well as sun covers for windows
- Locking companionway door to interior accommodations

Helm (Starboard to Pilot House)

- Varnished teak custom large instrument pod and outboard shelf
- Stainless steel 14 steering wheel with varnished wood rim
- Hinckley JetStick® integrated steering - outboard
- Engine gauges, tachometer with hour meter, oil pressure, water temperature, nozzle indicator
- Top-opening locker with chart storage
- 12-volt cigarette-style outlet in chart pocket
- Electrical panel below outboard shelf

Electrical/ Navigation Equipment

- Raytheon ST-6001+ Autopilot with rate sensor
- Raymarine RL80CRC Plus 10 color LCD Radar Display
- Raymarine GPS sensor with Raystar 120 LP WAAS antenna
- Raymarine ST-60 multi-function display with Depth, Water Temperature and Speed indicator
- Spectrum GX2350 VHF with loud hailer and DSC - interfaced to GPS.
- Ritchie Compass

Main Cabin

There is easy access to the Galley, Head and forward V-berth in the Main Cabin, which has a varnished cherry interior with teak and holly sole.

- (4) Opening elliptical ports below
- Overhead hatch in cabin with removable screen
- (5) Frigast stainless steel 12-volt lamps provide plenty of interior lighting
- Alpine Stereo with 6-CD changer

Head

- Varnished cherry countertop and porcelain sink
- Molded fiberglass shower pan
- Grohe fixtures including handheld shower
- Cherry-framed mirror mounted to bulkhead
- Vacuflush head plumbed to holding tank and overboard discharge
- Hella fan to aid in head ventilation

Galley

- Clear Beige Sand Formica countertop with stainless steel bowl sink and spray nozzle
- 2-burner propane stove with remote shut-off and wood stove cover
- Fully insulated and self-draining icebox with 12-volt cold plate
- 110-volt 600-watt microwave oven
- Storage locker outboard over sink, locker under sink, (3) storage drawers as well as tall pantry locker forward.

V Berth

- Sleeps two comfortably forward

- Cushions covered in Brindisi Sunbrella fabric
- V-berth with insert forms a double berth
- Storage located under the port berth and accessible via cherry drop-front door, also storage forward through a cherry door in the forepeak and in a hanging locker aft starboard.
- (2) Hella fans forward on port and starboard sides over v-berth

Electrical System

Low resistance, heavy copper and sacrificial zinc anode electrical bonding system. Electrical panel outboard helm seat includes thermo-magnetic breakers, volt and amp meter.

12-Volt DC electrical system:

- (3) 12-volt 4-D batteries for a total of 420-amps (2-House batteries, 1-Starting battery)
- 80-amp battery alternator on engine
- Heavy-duty battery parallel switch also allows emergency starting
- 12-volt outlet in chart locker 110-Volt 30-Amp AC electrical system:
- AC electrical distribution panel, volt and amp meters and DC sub-panel
- 110-volt shore power inlet, relay and shore power cord
- Freedom 10 Heart inverter/Battery Charger
- (4) 110-volt outlets - Head, galley, pilothouse, and V-berth area

Mechanical System

- Air conditioning with (2) 12,000 BTU air conditioner units as well as engine driven Mobile Power System for air conditioning underway.
- The entire engine box/wet bar and seat is hinged on the aft end and has electric lift for easy access to the engine.
- Engine box ventilation fan
- Acoustically-lined foam engine box insulation and double gaskets on engine box cover with electric riser
- 2003 Yanmar 6LY2-STP 440-hp 6-cylinder diesel engine
- Hamilton 292 Jet Drive
- ZF IRM220PL reduction transmission
- Vetus 7 12-volt bow thruster
- Hinckley custom Jet Stick control system is integrated with the bow thruster
- Yanmar fuel filter/water separator
- Tachometer with engine hours gauge
- Fuel, oil pressure, and water temperature gauges
- Alarms for low oil pressure, and engine water temperature

- Water jet nozzle direction indicator
- Custom wet exhaust muffler system
- Oil transfer pump for engine and transmission
- Manual hydraulic steering pump
- (2) Electric 1500-GPH 12-volt bilge pumps with float switches
- Whale emergency bilge pump mounted in cockpit locker
- In-line 12-volt automatic shower sump pump
- (2) Pilothouse heavy-duty electric, self-parking windshield wipers with intermittent wiper controls and freshwater washer.
- (1) Aluminum 27-gallon holding tank with overboard discharge
- (1) Stainless steel 6-gallon hot water heater shore power and engine heated
- (2) Heavy gauge aluminum fuel tanks - total 160-gallons - and (1) 35-gallon fresh water tank

Additional Equipment

- Bow varnished burgee pennant staff with flush socket
- Stern mounted 4 ft. varnished teak ensign pole & socket
- Boat hook - mounted under side deck
- Brass 6 bell
- Dock lines
- Fenders
- Life jackets
- Hand-held flare kit
- (3) 2.5# Dry chemical fire extinguishers
- 12-volt trumpet air horn with switch on dash
- Masthead and running lights
- ACR Masthead mounted spot light with helm mounted electric remote control
- Muir electric windlass pkg: Flush foredeck anchor locker houses a Muir electric windlass with Delta 22# anchor + 15' stainless steel chain and 150 anchor rode and stainless steel bow roller. The windlass can be operated from the helm station or in the anchor locker.

Exclusions

Owner's personal belongings.





Disclaimer

The Company offers the details of this vessel or yacht in good faith but cannot guarantee or warrant the accuracy of this information nor warrant the condition of the vessel. A buyer should instruct his representatives, agents, or his surveyors, to

investigate such details as the buyer desires validated. This vessel or yacht is offered subject to prior sale, price change, or withdrawal without notice.

PHOTOS





CONTACTS

Andrey Shestakov, leading yacht broker of the sales department of Shestakov Yacht Sales Inc. Shestakov Yacht Sales Inc., the official representative of the Miami/Fort Lauderdale FL headquarters.

Contact details

Email: **andrey@shestakovyachtsales.com**

Web: shestakovyachtsales.com/en/

Telephones

USA: **+1(954)274-4435**

Office hours

Monday – Saturday: **9:00 - 21:00** EDT

Sunday: **closed**

Address



Harbour Towne Marina, 850 NE 3rd St, STE 213, Dania, FL 33004