

TORTUGA — ALBIN



Builder: ALBIN

Year Built: 1978

Model: Trawler

Price: PRICE ON APPLICATION

Location: United States

LOA: 36' 0" (10.97m)

Beam: 13' 2" (4.01m)

Max Draft: 3' 6" (1.07m)

Cruise Speed: 7 Kts. (8 MPH)

Max Speed: 9 Kts. (10 MPH)

Our experienced yacht broker, Andrey Shestakov, will help you choose and buy a yacht that best suits your needs **Tortuga — ALBIN** from **our catalogue**. Presently, at **Shestakov Yacht Sales Inc.**, we have a wide variety of yachts available on **our sale's list**. We also work in close contact with all the big **yacht manufacturers** from all over the world.

If you would like to buy a yacht **Tortuga — ALBIN** or would like help answering any questions concerning purchasing, selling or chartering a yacht, please call **+1(954)274-4435**

TABLE OF CONTENTS

TABLE OF CONTENTS	2
SPECIFICATIONS	6
Overview	6
Basic Information	6
Dimensions	6
Speed, Capacities and Weight	6
Accommodations	7
Hull and Deck Information	7
Engine Information	7
DETAILED INFORMATION	8
36' Albin Overview	8
36' Albin Vessel Walkthrough	8
36' Albin Accommodations	8
36' Albin Salon	8
36' Albin Galley	8
36' Albin Dining	9
36' Albin Master Stateroom	9
36' Albin Guest Stateroom	9
36' Albin Lower Helm	9
36' Albin Flybridge	9
36' Albin Cockpit	9
36' Albin Audio/Visual Equipment	9
36' Albin Electronics	10
36' Albin Electrical System	10
36' Albin Engine/Mechanical Equipment	10
36' Albin Deck Equipment	11
36' Albin Tender	12
36' Albin Safety & Fire Protection	12

36' Albin Exclusions	12
36' Albin Disclaimer	12
Exclusions	12
Disclaimer	12
PHOTOS	13
36' Albin port aft profile	13
36' Albin starboard forward profile	13
36' Albin starboard aft profile	13
36' Albin aft profile	13
36' Albin anchor windlass	13
36' Albin foredeck	13
36' Albin foredeck aft	13
36' Albin port side deck photo1	13
36' Albin port side deck photo2	14
36' Albin starboard side deck photo1	14
36' Albin starboard side deck photo2	14
36' Albin flybridge forward	14
36' Albin flybridge aft	14
36' Albin flybridge port	14
36' Albin flybridge starboard	14
36' Albin flybridge helm	14
36' Albin trunk cabin forward	15
36' Albin trunk cabin aft	15
36' Albin tender outboard	15
36' Albin cockpit port	15
36' Albin cockpit starboard	15
36' Albin swimplatform	15
36' Albin salon forward	15
36' Albin salon aft	15

36' Albin salon seating	16
36' Albin salon port aft	16
36' Albin galley photo1	16
36' Albin galley photo2	16
36' Albin lower helm photo1	16
36' Albin lower helm photo2	16
36' Albin lower helm electronics	16
36' Albin master stateroom	16
36' Albin master stateroom forward	17
36' Albin master stateroom port	17
36' Albin master stateroom head photo1	17
36' Albin master stateroom starboard	17
36' Albin master stateroom head photo2	17
36' Albin guest stateroom	17
36' Albin guest stateroom port	17
36' Albin guest stateroom starboard	17
36' Albin guest head photo1	18
36' Albin guest head photo2	18
36' Albin engine room access1	18
36' Albin engine room access2	18
36' Albin Racor fuel filters	18
36' Albin water heater	18
36' Albin generator soundbox	18
36' Albin generator	18
36' Albin battery charger	19
CONTACTS	20
Contact details	20
Telephones	20
Office hours	20

Address

20

SPECIFICATIONS

Overview

Tortuga is a classic 36' Albin trunk cabin, double cabin trawler offering a 2 stateroom, 2 head layout, bowthruster, fuel efficient Ford Lehman main engine, low-hour Westerbeke generator and no teak decks.

Basic Information

Category: Trawler	Sub Category: Double Cabin
Model Year: 1978	Year Built: 1978
Country: United States	Registration #: HHG36124M78G
Vessel Top: Open W/Bimini	Fly Bridge: Yes
Cockpit: Yes	

Dimensions

LOA: 36' 0" (10.97m)	Beam: 13' 2" (4.01m)
Max Draft: 3' 6" (1.07m)	Clearance: 11' 6" (3.51m)

Speed, Capacities and Weight

Cruise Speed: 7 Kts. (8 MPH)	Max Speed: 9 Kts. (10 MPH)
Displacement: 18500 Pounds	Water Capacity: 220 Gallons
Holding Tank: 40 Gallons	Fuel Capacity: 350 Gallons

Accommodations

Total Cabins: 2

Total Berths: 2

Sleeps: 4

Total Heads: 3

Hull and Deck Information

Hull Material: Fiberglass

Deck Material: Composite Fiberglass

Hull Configuration: Deep Vee

Engine Information

Engines: 1

Manufacturer: Ford Lehman

Model: 120

Engine Type: Inboard

Fuel Type: Diesel

DETAILED INFORMATION

36' Albin Overview

Tortuga is a classic 36' Albin trunk cabin, double cabin trawler offering a 2 stateroom, 2 head layout, bowthruster, fuel efficient Ford Lehman main engine, low-hour Westerbeke generator and no teak decks!

36' Albin Vessel Walkthrough

Entering the salon through the port aft side door, you will find storage cabinetry port aft, the master stateroom entrance aft, L-shaped seating with storage underneath and a hi/lo table starboard aft, lower helm and side deck access door starboard forward, the guest stateroom entrance forward and the galley to port. Engine room access is via salon sole hatches.

36' Albin Accommodations

Tortuga offers a full beam master stateroom aft with a queen size berth and ensuite head with show/tub and a guest stateroom forward with a v-berth and ensuite head.

36' Albin Salon

The salon offers L-shaped seating with storage underneath and a hi/lo table starboard aft, side deck access door starboard forward and port aft, several storage cabinets, opening center windshield, opening side windows with curtains and a teak parquet sole.

36' Albin Galley

The galley is located to port in the salon.

- Princess 3-burner cooktop & oven
- Norcold refrigerator/freezer
- GE microwave
- Stainless steel sink
- Storage drawers and cabinets

36' Albin Dining

Dining space is available at the salon table.

36' Albin Master Stateroom

The full beam master stateroom aft offers a queen size berth, reading lights, nightstand, opening side windows, aft window, blinds, overhead hatch, storage drawers and cabinets, hanging locker, shelves, teak parquet sole and an ensuite head with a half tub and shower.

36' Albin Guest Stateroom

The guest stateroom forward offers a v-berth, 2 portlights, overhead hatch, shelves, storage drawers and cabinets, hanging locker, reading lights, teak parquet sole and ensuite head.

36' Albin Lower Helm

The lower helm is starboard forward and offers a full helm, benchseat with storage and side deck access door.

36' Albin Flybridge

The flybridge offers a bimini, non-skid deck, teak rail on stainless steel stanchions, teak steps to the flybridge, benchseat/storage aft, sides and starboard forward and a hinged mast and boom with steadying sail.

36' Albin Cockpit

The cockpit offers a non-skid deck, teak rails on stainless steel stanchions, teak cap rail, transom gate, 2 rod holders, lazarette access and teak steps to the flybridge.

36' Albin Audio/Visual Equipment

- Samsung flat screen TV in the salon
- Magnavox DP100MW8B DVD player in the salon
- Kenwood KRC-301 cassette/stereo player in the salon

- Polyplaner speakers in the salon

36' Albin Electronics

- Furuno Radar
- Standard Horizon Eclipse + VHF at the lower helm and on the flybridge
- Standard Horizon DS35 depth sounder on the flybridge
- Lowrance Elite-4 HDI chart plotter/fishfinder at the lower helm
- Garmin GPS120 chartplotter on the flybridge
- Autohelm depth and speed gauges at the lower helm
- Aqua Meter Gemini magnetic compass at the lower helm and on the flybridge
- Navico H8000 autopilot at the lower helm with remote connection on the flybridge
- AFI barometer in the salon

36' Albin Electrical System

- Westerbeke 7.6BTD 7.6 kW generator with 582 hours
- Mastervolt 12/40-3 battery charger
- 2 X 30 amp shore cords
- 12vdc outlet at both helms
- Ancor electrical panel
- Xantrex Link 20 battery monitor panel
- Blue Sea Systems battery switches

36' Albin Engine/Mechanical Equipment

- Single Ford Lehman 120 hp main engine with approximately 2676 hours SMOH (Overhauled reported to have been in 1995)
- Morse engine controls

-
- Dripless shaft seals
 - Dual Racor 500FG fuel filters with a vacuum gauge
 - Racor remote fuel filter gauge at the lower helm
 - Flo Scan fuel monitoring system
 - Sidepower bow thruster
 - Cruisair reverse cycle air conditioning/heating system
 - Jabsco Sensor-Max 14 fresh water pump
 - Raritan 6 gallon water heater
 - Jabsco electric heads
 - Lectra San blackwater treatment system aft

36' Albin Deck Equipment

- Ideal anchor windlass with foot controls
- Stainless steel anchor roller
- CQR 45lb anchor
- Danforth anchor
- Sampson Post
- Stainless steel and bronze deck hardware
- Non-skid decks
- Teak rails on stainless steel stanchions
- Teak cap rails
- Dockwater connection port side
- Screens on windows
- Teak swimplatform
- Boarding gates each side

36' Albin Tender

- Walker Bay 9' inflatable
- A & H transom tender davits
- Mercury 2.2 hp outboard

36' Albin Safety & Fire Protection

- Lifering
- Rule bilge pumps
- Fire extinguishers
- Fireboy-Xintex carbon monoxide detector in the master stateroom

36' Albin Exclusions

- Sellers' personal belongings

36' Albin Disclaimer

The Company offers the details of this vessel in good faith but cannot guarantee or warrant the accuracy of this information nor warrant the condition of the vessel. A buyer should instruct his agents, or his surveyors, to investigate such details as the buyer desires validated. This vessel is offered subject to prior sale, price change, or withdrawal without notice.

Exclusions


Owner's personal belongings.

Disclaimer


The Company offers the details of this vessel or yacht in good faith but cannot guarantee or warrant the accuracy of this information nor warrant the condition of the vessel. A buyer should instruct his representatives, agents, or his surveyors, to investigate such details as the buyer desires validated. This vessel or yacht is offered subject to prior sale, price change, or withdrawal without notice.

PHOTOS

36' Albin port aft profile



36' Albin starboard forward profile




36' Albin starboard aft profile



36' Albin aft profile




36' Albin anchor windlass




36' Albin foredeck



36' Albin foredeck aft



36' Albin port side deck photo1



36' Albin port side deck photo2



36' Albin starboard side deck photo1



36' Albin starboard side deck photo2



36' Albin flybridge forward



36' Albin flybridge aft



36' Albin flybridge port



36' Albin flybridge starboard



36' Albin flybridge helm



36' Albin trunk cabin forward



36' Albin trunk cabin aft



36' Albin tender outboard



36' Albin cockpit port



36' Albin cockpit starboard



36' Albin swimplatform



36' Albin salon forward




36' Albin salon aft



36' Albin salon seating




36' Albin salon port aft



36' Albin galley photo1




36' Albin galley photo2



36' Albin lower helm photo1



36' Albin lower helm photo2



36' Albin lower helm electronics



36' Albin master stateroom




36' Albin master stateroom forward




36' Albin master stateroom port




36' Albin master stateroom starboard




**36' Albin master stateroom head
photo1**




**36' Albin master stateroom head
photo2**



36' Albin guest stateroom



36' Albin guest stateroom port



36' Albin guest stateroom starboard



36' Albin guest head photo1



36' Albin guest head photo2



36' Albin engine room access1



36' Albin engine room access2



36' Albin Racor fuel filters



36' Albin water heater




36' Albin generator soundbox



36' Albin generator



36' Albin battery charger



CONTACTS

Andrey Shestakov, leading yacht broker of the sales department of Shestakov Yacht Sales Inc. Shestakov Yacht Sales Inc., the official representative of the Miami/Fort Lauderdale FL headquarters.

Contact details

Email: **andrey@shestakovyachtsales.com**

Web: shestakovyachtsales.com/en/

Telephones

USA: **+1(954)274-4435**

Office hours

Monday – Saturday: **9:00 - 21:00** EDT

Sunday: **closed**

Address



Harbour Towne Marina, 850 NE 3rd St, STE 213, Dania, FL 33004