

DISCOVER — CAPE HORN



Судостроитель: CAPE HORN

Год постройки: 2000

Модель: Моторная яхта

Цена: ЦЕНА ЯХТЫ ПО ЗАПРОСУ

Местонахождение: United States

Длина общая: 58' 0" (17.68m)

Ширина: 18' 0" (5.49m)

Крейс. скорость: 8 Kts. (9 MPH)

Макс. скорость: 9 Kts. (10 MPH)

Купить **DISCOVER — CAPE HORN** а также выбрать подходящую вам яхту из нашего **каталога яхт** вам поможет опытный яхтенный брокер Андрей Шестаков. На сегодняшний день компания **Shestakov Yacht Sales Inc.** имеет большое количество яхт в **собственном списке продаж**, а также тесно сотрудничает со всеми крупными **яхтенными производителями** по всему миру.

Для того чтобы купить яхту **DISCOVER — CAPE HORN** а также проконсультироваться по любому вопросу связанному с покупкой, продажей, чартером яхт позвоните по телефону **+7(918)465-66-44**.

ОГЛАВЛЕНИЕ

ОГЛАВЛЕНИЕ	2
ХАРАКТЕРИСТИКИ	5
Обзор	5
Основная информация	5
Размеры	5
Скорость, вместимость и масса	6
Размещение	6
Корпус и палуба	6
Информация о двигателе	6
ПОДРОБНОЕ ОПИСАНИЕ	7
Accommodations	7
Galley	7
Forward Companionway	8
Master Stateroom	8
Master Head	8
Port & Starboard Bow Staterooms	8
Port Stateroom	9
Guest Head	9
Electrical	9
Electronics & Navigation	10
Pilothouse	10
Engine & Mechanical	11
Construction	12
Deck & Hull	12
Safety	13
Remarks	13
Exclusions	13
Исключения	14

Отказ от ответственности	14
ФОТОГРАФИИ	15
Pilothouse	15
Pilothouse	15
Pilothouse Settee	15
Pilothouse - Heated Windows	15
Salon Looking Forward	15
Salon Looking Aft	15
Salon Seating	15
Galley	15
Galley	16
Stairs to Pilothouse	16
Master Stateroom	16
Master Stateroom TV	16
Master Head	16
Master Head Shower	16
Master Head	16
Companionway	16
Freezer Compartment	17
Port Bow Stateroom	17
Stbd Bow Stateroom	17
Port Stateroom	17
Washer Dryer	17
Engine Room	17
Engine Room	17
Engine Room	17
Get-Home Control Station	18
Generator	18
Portuguese Bridge	18

Bow	18
From Upper Deck	18
Pilothouse	18
Rotating Davit	18
Dive Tanks & Liferaft	18
Staircase from Boat Deck	19
Covered Side Decks	19
Built-In Propane Grill	19
Spacious Enclosed Cockpit	19
Swim Platform w/Swim Ladder	19
Transom Gate	19
Stern View	19
Port Profile	19
Bow Underway	20
КОНТАКТЫ	21
Контактная информация	21
Телефоны	21
Время работы	21
Адрес	21

ХАРАКТЕРИСТИКИ

Обзор

Sellers will consider trade vessels or property! This Cape Horn 58 is a highly-capable passagemaker, standing ready to fulfill your every cruising dream in comfortable elegance! The yacht features a robust and economical 6 cylinder John Deere diesel offering more than 4000 nm range. DISCOVER also has a Volvo get-home engine, double hull, bulbous bow, bilge keels, bolt-in storm covers for windows, and is equipped with hydraulic bow and stern thrusters, watermaker and a custom swim platform ideal for sports and tender boarding. Her designer interior is inviting and comfortable with lovely wood work and soft goods throughout.

DISCOVER has cruised the East Coast, voyaging from Florida and the Bahamas, throughout the Caribbean and Central America and now in the Pacific Northwest. Currently on Lake Union for easy viewing, this yacht is in exceptional condition, with caring owners ready to send her off to new adventuring.

Основная информация

Тип судна: Моторная яхта	Подкатегория: Long Range Cruiser
Модельный год: 2000	Год постройки: 2000
Страна: United States	Верх: Open
Открытая палуба мостика: Да	Кубрик: Да

Размеры

Длина общая: 58' 0" (17.68m)	Длина по ватерлинии: 53' 6" (16.31m)
Ширина: 18' 0" (5.49m)	

Скорость, вместимость и масса

Крейс. скорость: 8 Kts. (9 MPH)

Макс. скорость: 9 Kts. (10 MPH)

Водоизмещение: 144000 Pounds

Вместимость воды: 350 Gallons

Вместимость сточного бака: 200
Gallons

Объем топливного бака: 4400
Gallons

Размещение

Всего кают: 4

Всего ком. состава: 2

Корпус и палуба

Материал корпуса: Steel

Дизайнер экстерьера: Bob Johnson

Информация о двигателе

Двигатели: 1

Производитель: John Deere

Модель: Plus Volvo Get-Home

Тип топлива: Diesel

ПОДРОБНОЕ ОПИСАНИЕ

Accommodations

From her easy access swim platform to the main deck, you will enjoy the wide walk arounds with comfortable side boarding gates and overhead protection. The Portuguese bridge keeps kids and pets safely aboard, while the foredeck is a safe and comfortable working environment.

Stepping into the wheelhouse, one appreciates the high-quality instrumentation and comfortable helm seat with excellent visibility. There is a bench seat for the navigator and guests plus a large pilot berth for overflow accommodation of the shipboard guests or just wrapping up with a book underway.

Three steps down takes you into the galley and main salon where one is surrounded by a pleasant, bright, deluxe galley, with beautiful detailing, track lighting and comfortable ultra leather seating at table and chairs. The galley easily accommodates a chef and helper for meal preparation. The entertainment area is suitable for larger groups and easily seats 8 for dinner.

Stepping below, the master is full beam and amidship with a large head compartment to starboard. The stone tile work in this spacious, luxurious ensuite is sensational and appears as new.

Forward is the study and VIP suite, which is across the hall from the day head. Forward there are twin port and starboard double cabins, each with stacked bunks which are light, bright and make for enjoyment by even the tallest guests.

There is a second freezer and the ships washer and dryer on this accommodations level as well. Copious cabinets and hanging lockers are available in every stateroom.

Galley

- Forward from salon to port U-shaped ergonomically designed for ease of use in all seas
- Abundant stowage for cooking equipment and provisions
- GE Profile Performance convection/microwave oven
- Sub Zero refrigerator w/(2) freezer drawers
- 4-burner electric stovetop
- Miele SS compact dishwasher
- Broan trash compactor
- Garbage disposal
- Tiled back splash

- Numerous Lighting capabilities
- Chest freezer located lower deck
- Molded sink
- Soap dispenser
- New cabinets
- Numerous drawers
- Numerous cabinets

Forward Companionway

Steps lead below to companionway with port and starboard grab rails and courtesy lights. These are recessed lights and carpeted sole. Two steps lead to aft master stateroom. Watertight door leads to forward bow stateroom area. Companionway houses electrical panels and meters, bilge pump switches and indicator lights, as well as batteries, bilge, macerator, and fresh water pumps, and high water alarm. All carpeting is new.

Master Stateroom

- Spacious master stateroom with center line berth, generous "walk around room", extremely abundant stowage in numerous drawers and hanging lockers
- Island queen berth
- Night stands w/3 drawers each
- Bookshelves
- Porthole screens and sea covers
- Datamarine Link Multi readout
- HDTV 21" Flat screen TV (new 10/13)

Master Head

- Ensuite master head is located to starboard
- Recessed overhead lighting
- Porthole w/screen and sea cover
- Vanity sink
- Full size stall shower
- (4) Medicine lockers w/mirrored doors
- Tank watch indicator light
- Vac-U flush head

Port & Starboard Bow Staterooms

- Port stateroom has an overhead Freeman escape hatch All staterooms have overhead recessed lighting and portholes with screens and sea covers
- Upper and lower berths inboard
- Slot for sea rails
- Reading lights
- Mirrored aft bulkhead
- Shelved locker w/3 drawers
- Hanging locker

Port Stateroom

- Upper and lower berths
- Desk area with opening portlight
- Locker
- (2) Drawers
- (2) Hanging locker

Guest Head

- Walk-in shower stall
- Tiled head throughout
- Vac-U flush head
- Molded vanity/sink
- Miele Washer and SS Dryer

Electrical

Electrical system consist of 12V DC, 110 AC and 220 AC 60 HZ sources. Shore power requirements are 50AMP 220VAC, 60HZ single phase. Heavy loads are powered by 220 VAC; 110 VAC loads are powered by 2 AC buses trinked through the two Trace SineWave inverters so that switching is transparent and automatic regardless of the power source (shore, genset, or battery banks). Can sit at anchor for 14 hours from inverter power.

- Northern Lights 20KW generator, 82 AMP 220 VAC 60 HZ
- Sound shield and heat exchanger
- (2) Trace SineWave 2500Watt inverter w/remote
- (6) Discover EV Traction Dry Cell batteries
- (3) 12-volt engine batteries in boxes
- Link 20 Battery Management System
- Automatic Battery Bank combining switches

- Glendinning Cablemaster w/125ft 50AMP
- Isolation transformer
- Corrosion monitor
- Hehr 220AMP alternator
- Oversized navigation lights

Electronics & Navigation

- Robertson Ap-20 autopilot
- Autopilot rudder feedback sensors (2)
- Robertson FU35 portable control
- Furuno Navigator 36 DGPS & 31GPS
- Furuno Radar 1942 Mark II
- GPS anrennea: mast & wheelhouse roof
- Datamarine Link compass display
- Datamarine Link multi-display
- Datamarine Link true wind/wind speed
- Interphase Twinscope Forward Sonar
- ICOM IC-M502 VHF
- SEA 157 VHF
- SEA 1635 antenna coupler
- SEA Hailer w/aft station
- Robertson rudder angle indicator
- Simrad RFC35 rate compass
- Guest searchlight with remote
- Air horn w/interior tank
- Wheelhouse mounted Offshore ERIRB
- Dirigo Compass
- Shuttle XS commercial computer
- Flat panel LCD monitor runs the Nobeltec navigation software
- Floscan fuel monitoring
- Flat screen HDTV 32" TV on articulation mount (new 10/13)
- Sony Electronics w/Bose surround sound speakers

Pilothouse

- The pilothouse has excellent visibility with a re-designed helm station (2011) and new heated windows.
- The leather pilothouse settee provides ample area for keeping the helmsman company; above the settee is a pilot berth.
- Mounted Bostrom helm chair w/footrest
- Bow thruster control

- Stern thruster control
- John Deere instrument panel-all gauges
- Northern Lights generator control panel
- Single lever clutch/throttle control
- Windlass control switch
- Winch on/off switch
- Directional control spotlight remote
- Ultra Safety Systems high water alarm
- Day tank monitor w/indicator lights
- (3) Diamond Seaglaze heated windows
- (8) Chart drawers
- (2) Shelved lockers
- Numerous drawer

Engine & Mechanical

Fuel consumption at 8 knots is approx. 8 GPH for a range of 4000NM; at 7.5 Knots is closer to 5000NM+1 GPH for generator. The engine room offers a full walk around work area and stand-up head room. She is equipped with a get-home auxiliary engine. Access to mechanical systems is well designed.

- John Deere 6076AFM 316 HP, 2205 hours (10/15)
- Volvo Penta Saildrive 59 HP auxiliary diesel engine, 28 hours (10/15)
- ZF V-drive engine mounted transomission
- Engine instument readouts
- Bow thruster 25HP, Hydraulic in bulbous bow
- Stern thruster 25HP, Hydraulic in keel
- MarineAir 48K BTU reverse cycle w/6 air handlers
- Filtration Concepts 400 GPD watermaker
- (2) Hydraulic steering actuators
- Engine room tiller
- Kidde FE241 auto fire extinguisher integrated w/auto-shutoff of engine, generator and blowers
- Chilled/hot circulating pump
- High water sensors and alarms
- (5) Auto and manual bilge pumps
- (2) Gray water sump pumps
- FloScan fuel monitoring system
- Perfect filtration Fuel Polishing system, 1 micron filter
- (2) Electrical fuel lift assist pumps
- Reverso oil change system
- Algae-X system on all systems
- 20GAL electric hot water heater

Construction

Construction with safety as foremost priority. Steel fuel and water tanks integral to hull essentially creating a double steel bottom. Steel bilge keels not only provide passive stabilization and stabilization at anchor, but also allow the yacht to stand on her own bottom for haulout or beaching for bottom cleaning or inspections, as well as being a critical element for intentional or accidental groundings or in navigational areas with large tide changes.

- Steel tested @60KPSI mild steel grade A36 or greater
- SS bow rail and stanchions
- SS and chrome plated deck hardware
- Thru hulls, ball valves, deck drains, piping systems all 316SS
- Fairing
- New paint 2011, Awlgrip, by Bracewell
- Windows 1/2" tempered glass w/clamp-in window frames
- Portholes 10" tempered glass w/deadlights, rebedded 2011
- Keel cooling system integral to hull
- Freeman watertight aftdeck door
- Freeman watertight dutch pilothouse doors, port and starboard
- Portuguese bridge gate to foredeck
- (4) Bulwark lockers forward each w/single door access
- Boarding gate port and starboard
- Starboard steps to bridge and port deck
- Tansom gate
- Swim platform w/swim ladder
- Steel rudder w/articulated flap
- Skeg
- 5-blade 36" X 25" bronze propeller
- Oversize cleats
- (6) Bollards: 4 on bow, 2 aft

Deck & Hull

- 14' Caribe dinghy w/60HP Merc. four stroke motor + depthsounder (new custom cover 10/13)
- 1500# custom UMT rotating davit adjustable to 360 degrees
- Switlik 6-person life raft in canister (out of service date)
- (3) Mounted aluminum deck boxes
- (6) Dive tanks
- Maxwell 3500 anchor hydraulic windlass w/capstan, wildcat and (2) deck switches + wheelhouse switch
- 180LB CQR plow anchor w/350' chain

- 150' nylon rode
- 24' Sea anchor w/600' rode
- (2) Lewmar watertight deck hatches
- 100LB Sarca stern anchor w/300' rode
- Built-in propane grill w/2 tanks
- Rear camera; large spotlight aft deck
- Aft deck enclosure curtains
- Jim buoy lifering
- Telephone and TV connections aft
- Aluminum storm shutters for house windows
- Lexan storm shutters for wheelhouse windows
- Marquipt boarding ladder (new 10/13)
- Transom door
- Custom swim platform w/gentle stairs
- Custom swim ladder

Safety

DISCOVER has fully redundant systems. She features an all steel double hull construction, with four watertight compartments, three exterior watertight doors, and three watertight bulkheads. The vessel is engineered to withstand (and self right) from a total turtle in under six seconds. This 72 ton displacement vessel can stand on her own bottom allowing the vessel to beach on a high tide should repairs or inspection be necessary.

Remarks

This Cape Horn 58 is a highly-capable passagemaker, standing ready to fulfill your every cruising dream in comfortable elegance! The yacht features a robust and economical 6 cylinder John Deere diesel offering more than 4000 nm range. DISCOVER also has a Volvo get-home engine, double hull, bulbous bow, bilge keels, bolt-in storm covers for windows, and is equipped with hydraulic bow and stern thrusters, watermaker and a custom swim platform ideal for sports and tender boarding. Her designer interior is inviting and comfortable with lovely wood work and soft goods throughout.

DISCOVER has cruised the East Coast, voyaging from Florida and the Bahamas, throughout the Caribbean and Central America and now in the Pacific Northwest. Currently on Lake Union for easy viewing, this yacht is in exceptional condition, with caring owners ready to send her off to new adventuring.

Exclusions

All personal gear; loose items; galley gear; CD's; charts; fishing equipment; tools; spare parts; supplies & items not specifically listed on equipment list specifications sheet.

Исключения


При продаже яхты исключаются личные вещи владельца.

Отказ от ответственности


Компания предоставляет описание судна или яхты добросовестно, но не может гарантировать точность этой информации, а также не ручается за техническое состояние. Покупатель должен проинструктировать своих агентов или оценщиков исследовать представленную информацию более подробно, по собственному желанию. Продажа судна или яхты, изменение цены или снятие с продажи будет происходить без предварительного уведомления.

ФОТОГРАФИИ


Pilothouse




Pilothouse




Pilothouse Settee




Pilothouse - Heated Windows




Salon Looking Forward



Salon Looking Aft




Salon Seating



Galley



Galley



Stairs to Pilothouse




Master Stateroom




Master Stateroom TV




Master Head



Master Head Shower




Master Head



Companionway




Freezer Compartment




Port Bow Stateroom




Stbd Bow Stateroom




Port Stateroom




Washer Dryer




Engine Room




Engine Room



Engine Room




Get-Home Control Station



Generator




Portuguese Bridge




Bow




From Upper Deck




Pilothouse




Rotating Davit



Dive Tanks & Liferaft




Staircase from Boat Deck




Covered Side Decks




Built-In Propane Grill




Spacious Enclosed Cockpit




Swim Platform w/Swim Ladder



Transom Gate




Stern View



Port Profile



Bow Underway



КОНТАКТЫ

Андрей Шестаков (Andrey Shestakov) – ведущий яхтенный брокер отдела продаж яхт и судов компании Shestakov Yacht Sales Inc. Официальный представитель Shestakov Yacht Sales Inc. для русскоговорящих клиентов в центральном офисе компании в Майами/Форт Лодердейл/Флорида/США.

Контактная информация

Email: **andrey@shestakovyachtsales.com**

Web: shestakovyachtsales.com

Телефоны

Краснодарский край: **+7(918)465-66-44**

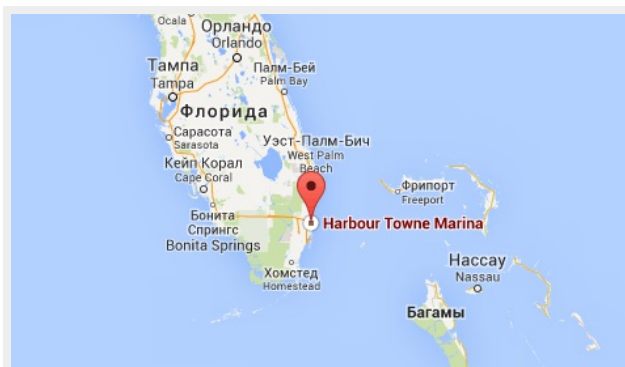
США, Майами, Флорида: **+1(954)274-4435**

Время работы

Понедельник – Суббота: **9:00 - 21:00 EDT**

Воскресенье: **Закрето**

Адрес



Harbour Towne Marina, 850 NE 3rd St, STE 213, Dania, FL 33004