

MGM — MARQUIS



Судостроитель: MARQUIS

Год постройки: 2005

Модель: Крейсер

Цена: ЦЕНА ЯХТЫ ПО ЗАПРОСУ

Местонахождение: United States

Длина общая: 65' 0" (19.81m)

Ширина: 17' 10" (5.44m)

Макс. осадка: 4' 10" (1.47m)

Купить **MGM — MARQUIS** а также выбрать подходящую вам яхту из нашего **каталога яхт** вам поможет опытный яхтенный брокер Андрей Шестаков. На сегодняшний день компания **Shestakov Yacht Sales Inc.** имеет большое количество яхт в **собственном списке продаж**, а также тесно сотрудничает со всеми крупными **яхтенными производителями** по всему миру.

Для того чтобы купить яхту **MGM — MARQUIS** а также проконсультироваться по любому вопросу связанному с покупкой, продажей, чартером яхт позвоните по телефону **+7(918)465-66-44**.

ОГЛАВЛЕНИЕ

ОГЛАВЛЕНИЕ	2
ХАРАКТЕРИСТИКИ	3
Обзор	3
Основная информация	3
Размеры	3
Скорость, вместимость и масса	3
Размещение	4
Корпус и палуба	4
Информация о двигателе	4
ПОДРОБНОЕ ОПИСАНИЕ	5
Vessel Information	5
Исключения	20
Отказ от ответственности	20
ФОТОГРАФИИ	21
КОНТАКТЫ	28
Контактная информация	28
Телефоны	28
Время работы	28
Адрес	28

ХАРАКТЕРИСТИКИ

Обзор

This is a beautiful and highly customized 65 ft. Marquis Motoryacht. She features the upgraded MTU 10V2000 power option with only 900 hrs on one engine and **450 hrs on the completely new other and has all services up to date.** MGM is **the only Marquis 65 for sale with stabilizers** and she boasts a massive refit in 2014/2015. **She received a top to bottom paint job, new teak decking systems, new Garmin electronics and new carpeting throughout arrangement to name a few.** She was upgraded with "His" and "Her" head compartments, a lower helm, crews quarter and upgraded 28kw generator. Having been on most 65 Marquis on the market in Florida this is an absolute must see and turn key boat. It is without question the nicest 65 you can buy and will be proudly on display at the Fort Lauderdale International Boat Show this November.

Don't miss this Marquis 65!

Основная информация

Тип судна: Крейсер

Модельный год: 2006

Год постройки: 2005

Страна: United States

Размеры

Длина общая: 65' 0" (19.81m)

Ширина: 17' 10" (5.44m)

Макс. осадка: 4' 10" (1.47m)

Трапы: 24' 5" (7.44m)

Скорость, вместимость и масса

Водоизмещение: 105000 Pounds

Вместимость воды: 200 Gallons

Вместимость сточного бака: 114 Gallons

Объем топливного бака: 1200 Gallons

Размещение

Всего кают: 3

Корпус и палуба

Материал корпуса: Fiberglass

Информация о двигателе

Двигатели: 2

Производитель: MTU

Модель: 10V2000

Тип двигателя: Inboard

Тип топлива: Diesel

ПОДРОБНОЕ ОПИСАНИЕ

Vessel Information

Recent Upgrades & Notable Features

- Full paint job of the entire boat excluding the interior of the bridge 2015
- New 7212 Garmin electronics at both helms 2015
- New Ameriteak teak deck system 2015
- New Carpeting throughout 2015
- New exterior upholstery 2015
- New EZ2CY full enclosure 2015
- New bottom job 2015
- New cutlass bearings 2015
- New water Pump on Port engine 2015
- New water Pump for A/C system with spare Pump 2015
- recondition props and shafts 2015
- All new interior soft decor and fitted bedding 2015
- (9) New gel gell batteries
- New salon A/C 2015
- New crew quater A/C 2015
- Westmar Stabilizers
- Teak exterior bridge table
- Teak exterior cockpit table
- Completely new starboard engine with 150 hours 2014

Factory Upgrades

- Lower pilothouse helm station
- Hardtop
- His and Hers master head
- Hydraulic swim platform
- Bow thruster
- Stern thrusters
- Aft docking station
- FCI Aquamiser+ watermaker 400 gpd
- Get me home Panda generator 3Kw
- Crew Quarters
- Washer and Dryer in master closet
- Power steering
- Dual forward shorepower connector
- Overboard discharge system
- Autopilot
- Auxiliary fuel tank 200 gallons

- Power steering
- Side deck access doors on starboard
- Kohler 28.0 kW - with premium electrical system: Cablemaster, and remote power source control
- Overboard discharge system
- Dual cockpit capstan winch
- Central vacuum system
- Coffee table in salon
- Sable designer package - premium wallcoverings, leathers, fabrics

Salon

- High gloss Cherry wood throughout
- 42" Pop-up LCD TV
- All new patterned cut and stitched carpeting throughout 2015
- Curtains - décor-matched, slides horizontally in top and bottom tracks, over entrance door
- (3) 110V outlets
- AC and DC distribution panels concealed
- (5) Cabinets - sapele pommele wood inlay top with cherry wood sea rail
- Chairs (4) - leather upholstery, 2 recliners, 2 swivel
- Entrance door - stainless steel frame, fully vertical, convex, sliding, handle latch, keyed deadbolt, secures open, neutral density glass with mirrored exterior, interior sliding screen
- Tinted windows
- Polished stainless steel stairs spiraling up to the bridge to starboard with polycarbonate steps featuring the marquis logo
- Whisper-wall accents
- Hardware out of stainless steel polished and brushed
- (6) Recessed lights in soffit with electronic dimmer control and brushed stainless steel housings
- (10) Recessed overhead lights with electronic dimmer control and brushed stainless steel housings
- Overhead stylized cherry wood bussola inlay in headliner
- Whisper-wall headliner
- Rocker light switches with brushed nickel housings
- Sofa reupholstered 2015
- (2) matching barrel chairs reupholstered 2015
- Leather chair
- (2) Soffits out of cherry wood to port and starboard outboard
- High-gloss free standing coffee table made of solid cherry wood
- Telephone connection
- Window treatment - Roman shades with recessed headrails

Galley

- High gloss Cherry wood throughout
- Jenn-Air stainless steel refrigerator and freezer
- Stainless steel Miele dishwasher
- Ceran 3 burner top range with brushed stainless steel backsplash
- Stainless steel range hood with lights and exhaust fan vent
- GE Profile stainless steel trash compactor
- Cuisinart built-in coffeemaker
- Coffeemaker - recessed, on motorized access tray
- Marquis Select Series black diamond granite countertops
- Marquis Select Series black diamond granite floors
- Hardware in polished stainless steel
- (4) Recessed overhead lights with brushed stainless steel housings
- (5) Lights recessed in bottom of overhead cabinets with brushed stainless steel housings
- Stainless steel Microwave/convection oven/broiler
- Stainless steel under counter mounted sink basin
- Designer faucet
- Rocker light switches with brushed stainless steel housings
- (9) Storage cabinets
- (8) Storage drawers
- (3) 110V outlets
- Whisper-wall ceilings

Dining Area

- Spiral polished stainless steel bridge stairway with etched glass steps
- New patterned cut and stitched carpet 2015
- (6) Chairs wood frame with bussola design on back, cloth upholstery on cushioned seat
- (2) China cabinets
- Flatware storage cabinet, built-in flatware holders
- (9) Recessed overhead lights with brushed stainless steel housings
- with electronic dimmer control
- Overhead architectural feature stylized cherry wood bussola inlay
- Beautiful cherry wood herringbone pattern table with cherry wood pedestal base
- Window treatment
- Tinted windows

Pilothouse Option

- Garmin 7212 GPS and Chart-plotter 2015
- Standard Horizon GX2900 VHF
- ACR Spotlight
- Side Power joystick controls for bow and stern thrusters

- (2) MTU digital displays
- Westmar stabilizer control panel
- Raymarine 8001 autohelm autopilot
- Raymarine digital temperature and depth sounder
- Raymarine VHF
- 110V outlets (2) - GFCI protected
- Access doors (2) - provide access to wiring below helm
- Accessory space - for installing navigation electronics in helm
- Adapter - 12V, at helm
- Cabinet - sapele pommele wood inlay top with cherry wood sea rail
- New patterned cut and stiched carpeting 2015
- Circuit breakers for helm controls
- Helm made of fiberglass with faux walnut burl and leather accents
- Helm seat with Ultraleather upholstery, 6-way electrically adjustable
- Overhead red navigation light
- (5) Recessed overhead lights with brushed stainless steel housings
- Curved lounge with Ultraleather upholstery, accommodates 4 adults
- Steering wheel with wood trim and hub, adjustable
- Rocker light switch with brushed stainless steel housings
- Telephone connector
- (3) Windshield defoggers
- (3) Windshield wipers with fresh water washer
- Dual VHF radios
- Voyager camera system
- Intercom system
- Series 2000 engine diagnostic redouts
- Digital throttle controls
- Bow and stern thruster controls
- Remote spotlight controls
- Compass
- Full instrumentation

Stateroom Level Foyer

- Alcove - cherry wood curved back and top; sapele pommele shelf with stainless steel sea rail; halogen, overhead, recessed light
- Italian marble flooring with lighted, stylized black granite bussola inset, carpet edging and on stairway
- (4) Recessed courtesy lights
- (2) Overhead recessed lights with brushed stainless steel housing
- Rocker light switches with brushed stainless steel housings
- Stairwell trim in cherry wood and bolsters with Ultraleather upholstery
- Wall covering in a silk and cotton blend
- Stainless steel handrail

Master Stateroom

- California King island berth with inner-spring mattress and Ultraleather upholstered headboard
- Berth
- (2) nightstands with Italian marble inlay top and cherry wood sea rail and cabinet beneath
- Bulkhead with curved upholstered horizontal panels, recessed curved cherry wood backdrop and accent lighting behind each panel
- (2) Curved faced cabinets with Italian marble inlay top, cherry wood sea rail, cherry wood herringbone pattern doors and marble sole accent
- New patterned cut and stitched carpet 2015
- Dresser made of sapele pommele wood inlay top with cherry wood sea rail with 4 drawers and cherry wood herringbone pattern drawer faces
- (4) 110V outlets
- Entrance door - solid cherry wood, herringbone pattern, secures open and closed, stainless steel hardware
- (3) Lights - over entry dais, recessed, with electronic dimmer controls and brushes stainless steel housings
- (10) Lights - in overhead architectural feature, with electronic dimmer controls and brushes stainless steel housings
- (3) Lights - in soffit over berth head, recessed, with electronic dimmer control and brushes stainless steel housings
- (3) Lights - in starboard soffit, recessed, with electronic dimmer control and brushes stainless steel housings
- (3) Lights - over entry dais cabinet recessed and brushes stainless steel housings
- (3) Lights - over bulkhead recessed and brushes stainless steel housings
- (4) Lights - sconce and brushes stainless steel housings
- Lights - accent, recessed under berth and cabinets
- Mirror with beveled edges above entry dais cabinet
- Overhead cherry wood with mirrored bussola inlay
- Rocker light switches and brushes stainless steel housings
- Sheet set - embroidered, fitted sheet, flat sheet, two pillow cases 2015
- Sofa with Ultraleather upholstery
- Soffit in cherry wood around stateroom perimeter
- (2) Telephone connections
- (2) Windows with screens
- Roman shade window treatments with recessed headrails
- Master Stateroom Walk-In Closet
- New patterned cut and stitched carpet 2015
- Entrance doors made solid cherry wood and magnetic door catches
- Overhead recessed lights with brushed stainless steel housings
- Portlight with screen
- Storage cabinet

- Washer and dryer
- (2) Drawers
- Dual Master Head Arrangement
- His and Hers head configuration
- Designer décor
- Carver Select Series marble flooring
- Hardware highlights - stainless steel, polished and brushed
- Rocker light switches with brushed stainless steel housings
- (4) 110V outlet
- Cabinet with sea rail
- Entrance door of solid cherry wood, herringbone pattern and mirror on head side
- Exhaust fan
- (2) Lights overhead, recessed
- (5) Lights over and next to vanity mirror, recessed
- Medicine cabinet with (4) shelves with sea rails
- Mirror on bulkhead and ceiling over vanity
- Portlight with screen
- Soap dish with frosted glass and stainless steel frame
- Cherry soffit wood
- Toilet full-size with electric pump flush
- Toilet paper holder
- (2) Towel bars
- Vanity with white lacquered hardwood and cherry wood trim,
- Carver Select Series marble countertop and backsplash,
- Undercounter mounted solid surface molded sink
- Wall covering made of silk and cotton blend
- Tub/Shower Compartment
- (3) Shelves fiberglass with stainless steel sea rails
- Shower head with detachable feature
- Towel bar
- Full-size fiberglass tub with fiberglass enclosure

VIP Stateroom

- Berth - queen-size, inner-spring mattress, island, with Ultraleather upholstered bolsters around berth
- (2) nightstands with sapele pommele wood inlay top, cherry wood sea rail and 3 cabinets beneath
- New patterned cut and stitched carpet 2015
- (2) 110V outlets
- Designer décor
- Entrance door - solid cherry wood, herringbone pattern, secures open and closed, stainless steel hardware
- Hardware highlights - stainless steel, polished and brushed

- (6) Overhead recessed lights with brushed stainless steel housings
- (3) Over berth recessed lights with brushed stainless steel housings
- Accent lighting recessed under berth
- (2) Sconces lights
- Mirrored headboard with beveled edges
- Overhead hatch with self-storing fold-down stainless steel egress ladder
- (2) Portlights with screens
- Rocker light switches with brushed stainless steel housings
- Sheet set embroidered, fitted sheet, flat sheet, two pillow cases 2015
- Soffit in cherry wood with Ultraleather upholstered bolster
- (6) Storage cabinets
- Storage drawer
- Surround shelves - sapele pommele wood inlay top with Ultraleather upholstered bolster sea rail
- Telephone connection
- Wall covering made silk and cotton blend
- (2) Wardrobe lockers cedar-lined with carpeting, automatic light, mirrored doors and magnetic door catches
- Roman shade window treatments with recessed headrail

VIP Head

- 110V outlet
- Cabinet - recessed, 5 shelves with sea rails
- Entrance door - solid cherry wood, herringbone pattern, secures open and closed, stainless steel hardware
- Exhaust fan
- Flooring - Carver Select Series
- Hardware highlights - stainless steel, polished and brushed
- (2) Lights overhead, recessed
- (2) Lights over vanity, recessed
- Medicine cabinet with mirrored door and 2 shelves with sea rail
- Mirrored bulkhead over vanity
- Rocker light switches with brushed stainless steel housings
- Soap dish in frosted glass and stainless steel
- steel frame wall-mounted
- Soffit in cherry wood over vanity
- Toilet - full-size, electric pump flush
- Toilet paper holder
- (2) Stainless steel towel bars
- Stainless steel towel ring
- Towel set - bath towel, hand towel, washcloth
- Vanity with white lacquered hardwood and cherry wood trim
- Carver Select Series marble counter top and backsplash

- Wall covering silk and cotton blend
- Shower stall
- Bench seat
- Clear glass entrance door in gasketed polished aluminum frame
- Overhead recessed light with brushed stainless steel housing
- Nonskid sole
- Portlight with screen
- Soap dish
- Shower head with detachable feature for use as handshower
- Towel bar

Guest Stateroom

- (2) Twin berths with inner-spring mattress and upholstered headboards, side boards, and bulkhead bolsters
- 110V outlet
- New patterned cut and stitched carpet 2015
- Nightstand with sapele pommele wood inlay top and Ultraleather upholstered bolster sea rail and drawer beneath
- Designer décor
- Entrance door made of solid cherry wood
- Stainless steel hardware
- Sconce lighting with brushed stainless steel cover
- (6) overhead recessed lights with brushed stainless steel housings
- Accent lighting recessed under berths
- Portlight with screen
- Private guest head access
- Rocker light switches with brushed stainless steel housings
- (2) Sheet sets embroidered, fitted sheet, fl at sheet, pillow case
- Cherry wood soffit
- Storage beneath berths
- Wall covering made of silk and cotton blend
- Roman shade window treatment with recessed headrail
- Hanging locker cedar-lined with automatic light

Guest Head

- Vanity - white lacquered hardwood with cherry wood trim
- Carver Select Series marble counter top and backsplash
- Stainless steel grab rail across front, undermounted solid surface molded sink, cabinet beneath with
- 110V outlet
- Cabinet with 3 shelves and sea rail
- (2) Solid cherry wood entrance doors with dual access (guest stateroom and foyer)

- Exhaust fan
- Carver Select Series marble flooring
- Stainless steel hardware
- (2) Overhead recessed lights with brushed stainless steel housings
- (2) Overhead recessed lights with brushed stainless steel housings
- Medicine cabinet with mirrored door and 2 shelves with sea rail
- Mirrored bulkhead over vanity
- Rocker light switch with brushed stainless steel housings
- Soap dish of frosted glass and a stainless steel frame
- Soffit - cherry wood over vanity
- Toilet - full-size, electric pump flush
- Toilet paper holder
- Stainless steel towel bar
- Stainless steel towel ring
- Towel set - bath towel, hand towel, washcloth
- Wall covering made of silk and cotton blend
- Shower stall
- Bench seat
- Clear glass entrance door with polished aluminum frame
- Light - overhead, recessed with brushed stainless steel housings
- Nonskid sole
- Portlight with screen
- Soap dish
- Shower head with detachable feature for use as hand shower

Crew Quarters Option

- 110V outlet
- Access door to starboard mechanical compartment
- Cabinet with TV connection inside
- Water tight entrance door to crew quarters from swim platform, triple latch with porthole
- Water tight entrance door to engine room from crews quarters triple latch with porthole
- Sconce light directable for reading
- (3) Overhead recessed lights with brushed stainless steel housings
- Light switch for engine room and mechanical compartments
- Rocker light switches with brushed stainless steel housings
- Single Berth
- Stainless steel grab rails
- Teak floors

Crew Quarters Head

- 110V outlet

- Access door - to port mechanical compartment
- Clothes hook
- Entrance door - plexiglass in aluminum frame, secures closed, matching sidelight
- Exhaust fan
- Handshower - retractable sink spigot
- Hanging locker
- Towel ring
- Overhead recessed lighting
- Mirrored bulkhead over vanity
- Rocker light switch
- Soap dish - glass, stainless steel frame, wall-mounted
- Toilet - electric pump flush
- Vanity - fiberglass, stainless steel sink and cabinet beneath

Bridge

- Upgraded Full hardtop
- (2) 110V outlets
- Bar - curved, translucent solid surface countertop with underlighting, stainless steel foot rail, cabinet beneath with bottle holders
- (8) Stainless steel beverage holders
- Electronics arch - custom aluminum with acrylic polyurethane surface coating, UV protection, galvanic isolation
- (7) Electronics arch access plates - corrosion-resistant polymer attached with noncorroding fasteners and waterproof sealant
- Entrance door with stainless steel frame and tinted tempered glass
- Lights - accent, courtesy, recessed under bar
- U-shaped lounge with new upholstery 2015
- Safety rail - 1.25" O.D., lineal-buffed, 316 stainless steel, with intermediate rail, around cockpit stairway opening
- Safety rail stanchions - double welded (inside and outside), 316 stainless steel, anchored to aluminum backing plates laminated into deck
- Self-draining
- Teak table
- Wet bar with solid surface countertops and lighting complete with undermounted sink with cold water
- faucet and refrigerator
- (2) Gaggenau grills
- New Ameriteak teak decking system All new interior soft decor and fitted bedding 2015
- Lights (2) - courtesy, recessed
- Lounge - Ultraleather upholstery, accommodates 3 adults
- Bridge Helm
- (3) Air vents - 2 directable, 1 fixed

- (3) Access doors provide access to systems and wiring below helm
- Access panel - provides access to wiring below helm
- Accessory space - for installing navigation electronics
- Adapter - 12V
- (2) Companion seats - pedestal, adjustable, Ultraleather upholstery

Helm and Electronics

- Garmin 7212 GPS and Chart-plotter New 2015
- Standard Horizon GX2900 VHF
- ACR Spotlight
- Side Power joystick controls for bow and stern thrusters
- (2) MTU digital displays
- Westmar stabilizer control panel
- Raymarine E120 radar, chart-plotter
- Raymarine autohelm autopilot
- Raymarine digital temperature and depth sounder
- Raymarine VHF
- Sony sound system speakers
- Tilt wooden steering wheel
- Tinted wraparound windshield with stainless steel frame
- Venturi air deflector
- Sea Key Emergency Beacon Locator
- Remote Spotlight Controls
- Trim Tab Level Indicators
- Camera displays on Garmin and Raymarine E120
- Emergency controls - shift and throttle
- Analog gauges; rudder angle, fuel level (1 for each engine)
- Rocker-type panel switches
- Telephone connection

Cockpit

- 114 square feet, self-draining
- All new Ameriteak teak decking system 2015
- 110V outlet - GFCI protected
- Bridge stairway with stainless steel hand rails
- Emergency fire suppression system
- Docking control station in starboard transom corner locker
- Engine room hatch with polished stainless steel hardware and supported by gas shocks
- (2) Fairleads - polished stainless steel, port and starboard
- Fire extinguisher in starboard transom corner locker
- (4) Lights - courtesy, recessed, with exterior-mounted switch
- (9) Overhead recessed lights

- with exterior-mounted switch
- (2) Lockers - storage, in transom corners
- (2) Lockers - fresh and optional rawwater washdown
- Lounge - Ultraleather upholstery,
- accommodates 6 adults, across transom, with cover
- (2) Mooring cleats - bollard-style, stainless steel, bolted through aluminum backing plate, inboard-mounted
- Overhead sun/weather protection with mirrored bussola inset
- (2) Stereo speakers
- (2) Stainless steel transom gates with Marquis-monogrammed and magnetic catches

Boarding Platform

- 107 square feet
- Hydraulically actuated, pantographic, moves out and down, with remote control
- Boarding ladder - telescoping, with grab rail, concealed beneath platform extension
- Bilge air exhaust vent - concealed in transom
- (2) Cockpit stairways - integral to deck
- (2) Bollard-style, stainless steel mooring cleats - bolted through aluminum backing plate
- (2) Stainless steel grab rails on transom

Side Decks

- Bow rail - 1.25" O.D., lineal buffed, 316 stainless steel
- Bow rail stanchions - double-welded (inside and outside), 316 stainless steel, anchored to aluminum backing plates laminated into bulwark
- (2) Drain grates - polished stainless steel, with insignia
- Engine room air vents - concealed in superstructure
- (2) Gutters - port and starboard, direct water from canted walk surface to grated trap, then overboard
- (6) Lights - 18w xenon, minispot-lights, illuminate cabin and bridge sides
- Lights - accent, courtesy, recessed
- (6) Lights - overhead, recessed
- Rub rail molding - high-impact, decorative, stainless steel insert
- (4) Spring cleats - bollard-style, stainless steel, bolted through aluminum backing plate

Fore Deck

- Anchor plate - polished stainless steel, with stainless steel clad recessed anchor channel and nylon rollers
- Beverage holder recess

- (2) Hawse pipes - polished stainless steel, port and starboard
- Locker - contains TV, telephone and optional shore power connectors; fresh and optional raw water washdowns; polished stainless steel hardware; gull-wing door supported by gas shocks; in superstructure forepeak
- Locker - contains windlass and bollard-style anchor cleat, polished
- stainless steel hardware, in-deck, self-draining
- (2) Lockers - fender and line, polished stainless steel hardware, in-deck, self-draining
- (2) Lockers - fender and line, polished stainless steel hardware, in superstructure, gull-wing doors supported by gas shocks, self-draining
- (2) Mooring cleats - bollard-style, stainless steel, bolted through aluminum backing plate, inboard-mounted
- (2) Chaise style lounges with new upholstery 2015
- Windshield weather covers - black mesh

Engine Room

- (2) MTU 10v2000 engines
- 28kw Kohler generator
- 110V outlet - GFCI protected
- AC and DC distribution panels
- Bilges coated with white, medium-gloss gelcoat
- Bulkheads laminated to hull side and hull bottom stringers
- Catwalk - polished diamond plate
- Cockpit hatch access ladder - stainless steel, nonskid steps
- (2) Entrance hatches - dual access
- Insulation - SoundDown®; perforated
- marine-grade 5052 aluminum surface with polyester-epoxy hybrid powder coat face and nonwoven acoustic material backing; sublayers of 1" fire-retardant foam with metalized mylar vapor barrier face, 2-lb./ft² vinyl acoustic barrier, 1" fire-retardant foam
- (5) Florescent overhead lights
- controls in cockpit and storage
- lazarette/optional crew quarters
- Surface panels - aluminum, perforated, white
- Mechanical Compartments
- Access doors - in lazarette
- Bilges coated with white, medium-gloss gelcoat
- Bulkhead laminated to hull sides and stringers
- Catwalk - polished diamond plate

Mechanical

- Air conditioning - split system in cabin, 4-zone, 80,000 BTU; optional A/C unit on bridge, 24,000 BTU; A/C unit in optional crew quarters, 5,000 BTU; with reverse

cycle heat and heater strips; dedicated shore power connector

- Cutlass bearings new in 2015
- Dripless shaft logs with spare seals on shaft
- Exhaust mufflers
- Fuel tanks
- Bow thruster
- Stern thruster
- Hydraulic trim tabs
- Hydraulic steering
- Propellers
- Aquamet 22 propeller shafts
- Rudders 421 manganese bronze
- Seawater strainers
- Ships systems control panels in engine room
- Struts, primary and secondary made of 421 manganese bronze

Electrical

- AC/DC distribution panels with PLC-controlled circuit breakers and integral generator controls; AC digital voltmeters and ammeters, DC digital multimeter
- (9) deep cycle, marine 12 volt batteries
- Battery chargers (5) - electronic, AC-DC converters
- Dual Cablemasters
- Courtesy lights
- CATV, telephone external connectors at bow and stern
- Kohler 28.0 kW Generator UPGRADE
- Inverter - 12VDC to 110VAC on select appliances
- Isolation transformers on the internal shore power lines
- Overhead 18 watt xenon lights with brushed aluminum bezel
- (2) 50 Amp shore power connectors
- Wiring system - tinned copper strand wire, harnessed, colorcoded, labeled, meets or exceeds ABYC standards
- Ground Fault Circuit Interrupt (GFCI) protection - all 110V outlets

Water and Waste Systems

- Central grey water drain system
- Fixtures - imported custom taps spigots, combination polished chrome and nickel finish
- Fresh water system - pressurized (110V), with dual filters
- Stainless steel fresh water storage tank
- Fresh water tank level monitor
- Grey water sump pump - automatic/manual operation
- Handshower - fresh water, hot and cold, in transom
- Plumbing - flexible lines constructed of molecularly cross-linked polyethylene; rigid

lines constructed of PVC

- Shore water connection with pressure-reduction valve
- Washdown - fresh water, 1 at bow and 2 at transom
- (2) Waste holding tanks - polyethylene, with filtered vents and dockside pumpouts
- (4) Waste tank level monitors
- (2) Water heaters - 32 gallons total (220V)

Safety

- Sea Key Emergency Beacon Locator
- Zinc nodes
- Battery master disconnect switches
- Battery boxes and covers with restraint straps
- High water bilge alarm
- 12 Volt bilge blowers with acoustic filters
- (9) 24 Volt 3700 gph bilge pumps - automatic and manual operation
- Bronze valves for all underwater thru-hulls
- CO detectors throughout cabin and in optional crew quarters
- Compass
- Docking lights
- Engine alarms - temperature and oil pressure
- Fire suppression system - automatic, FE241
- (2) Fuel alarm lights
- Galvanic isolator
- Horns
- Internal bonding system
- Molded nonskid surfaces on all walk decks - diamond pattern
- Navigation lights
- Spotlight
- Windlass package with 75 lb. plow anchor and 300' of 3/8" grade 40 chain

Construction

- U.S. Navy-style construction with hull and deck plate forming integrated structural element; boxed beam reinforcement with minimum 1" thick structural bulkheads triple-bonded on their circumference
- Hull bottom - solid fiberglass with Knytex substrates and Vinylester barrier coat
- Cored hull sides fiberglass encapsulating high-density foam core below the waterline and endgrain balsa core above the waterline
- Stringer system - molded fiberglass grid on hull sides and bottom, high-density foam core
- Deck plate - 1.75" tubular aluminum rails and 1.75" endgrain balsa core encapsulated in fiberglass; mechanically fastened and laminated to hull sides

around entire circumference; comprises fore deck, side decks and cockpit sole, and main cabin under-sole

- Superstructure - unitized flybridge and deck house construction, selfsupporting, aluminum truss cage system configured as monocoque structure, welded to base frame of aluminum bar stock, mechanically fastened to main cabin uppersole (1.75" tubular aluminum rails and 1.75" endgrain balsa core encapsulated in fiberglass), assembly bolted to deck plate through drilled-and-tapped reverse flange mount reinforced with aluminum bar stock
- Window systems - frameless; tinted, tempered safety glass flange-mounted with urethane adhesive/sealant; supported by aluminum truss system
- Structural engine mountings ? linear span, longitudinal rail system with multiple-gusseted steel plates bolted through reinforced, high-density foam-cored stringer members
- Steering shelves (2) - 0.5" aluminum plates
- Cabinetry - ?marine-type? with doweled and dove-tailed joints, metallic joint reinforcements, stainless steel and silicon bronze fasteners, custom fit
- Cherry wood bulkheads, cabinetry and mouldings throughout cabin with satin finish; impact-resistant acrylic finish on cabinet tops





Исключения

При продаже яхты исключаются личные вещи владельца.

Отказ от ответственности







Компания предоставляет описание судна или яхты добросовестно, но не может гарантировать точность этой информации, а также не ручается за техническое состояние. Покупатель должен проинструктировать своих агентов или оценщиков исследовать представленную информацию более подробно, по собственному желанию. Продажа судна или яхты, изменение цены или снятие с продажи будет происходить без предварительного уведомления.

ФОТОГРАФИИ

















КОНТАКТЫ

Андрей Шестаков (Andrey Shestakov) – ведущий яхтенный брокер отдела продаж яхт и судов компании Shestakov Yacht Sales Inc. Официальный представитель Shestakov Yacht Sales Inc. для русскоговорящих клиентов в центральном офисе компании в Майами/Форт Лодердейл/Флорида/США.

Контактная информация

Email: **andrey@shestakovyachtsales.com**

Web: shestakovyachtsales.com

Телефоны

Краснодарский край: **+7(918)465-66-44**

США, Майами, Флорида: **+1(954)274-4435**

Время работы

Понедельник – Суббота: **9:00 - 21:00** EDT

Воскресенье: **Закрыто**

Адрес



Harbour Towne Marina, 850 NE 3rd St, STE 213, Dania, FL 33004