

NO NAME — PRINCESS YACHTS



Builder: PRINCESS YACHTS

Year Built: 2001

Model: Cruiser

Price: PRICE ON APPLICATION

Location: United States

LOA: 65' 0" (19.81m)

Beam: 16' 8" (5.08m)

Cruise Speed: 35 Kts. (40 MPH)

Max Speed: 40 Kts. (46 MPH)

Our experienced yacht broker, Andrey Shestakov, will help you choose and buy a yacht that best suits your needs **No Name — PRINCESS YACHTS** from **our catalogue**. Presently, at **Shestakov Yacht Sales Inc.**, we have a wide variety of yachts available on **our sale's list**. We also work in close contact with all the big **yacht manufacturers** from all over the world.

If you would like to buy a yacht **No Name — PRINCESS YACHTS** or would like help answering any questions concerning purchasing, selling or chartering a yacht, please call **+1(954)274-4435**

TABLE OF CONTENTS

TABLE OF CONTENTS	2
SPECIFICATIONS	4
Overview	4
Basic Information	4
Dimensions	4
Speed, Capacities and Weight	4
Accommodations	4
Hull and Deck Information	4
Engine Information	5
DETAILED INFORMATION	6
Deck Systems	6
Cockpit Systems	6
Manufacturer Provided Description	8
Additional Description	8
Additional Description	8
Additional Description	8
Additional Description	9
Additional Description	9
Additional Description	9
Additional Description	10
Additional Description	10
Additional Description	10
Standard Features	11
Additional Description	11
Engine Notes	11
Exclusions	12
Disclaimer	12
PHOTOS	13

Manufacturer Provided Image	13
Manufacturer Provided Image	13
Manufacturer Provided Image	13
Manufacturer Provided Image	13
Manufacturer Provided Image	13
Manufacturer Provided Image	13
Manufacturer Provided Image	13
Manufacturer Provided Image	13
CONTACTS	14
Contact details	14
Telephones	14
Office hours	14
Address	14

SPECIFICATIONS

Overview

JUST REDUCED ! OVER 80K OF RECENT UPGRADES.

BRING OFFERS MOTIVATED SELLER ! ACTUAL FOTOS UPON REQUEST .

Basic Information

Category: Cruiser

Model Year: 2001

Year Built: 2001

Country: United States

Dimensions

LOA: 65' 0" (19.81m)

LOD: 65' 2" (19.86m)

Beam: 16' 8" (5.08m)

Speed, Capacities and Weight

Cruise Speed: 35 Kts. (40 MPH)

Max Speed: 40 Kts. (46 MPH)

Displacement: 62843 Pounds

Water Capacity: 157 Gallons

Fuel Capacity: 820 Gallons

Accommodations

Total Cabins: 4

Total Heads: 4

Hull and Deck Information

Hull Material: Fiberglass

Engine Information

Manufacturer: MAN

Model: D2848 LE403

Engine Type: Inboard

Fuel Type: Diesel

DETAILED INFORMATION

Deck Systems

Twin garage doors operated with Opacmare hydraulics.

Electric winch in garages to load jetskis.

Opacmare passerelle

Lewmar Electric anchor windlass.

Bennet hydraulic lift locker.

150 ft. 3/8 in. chain

Anchor type: Plow

Two side forward cabin top lockers.

Windshield wipers

Life raft: 6 Man Bombard BIP6CL 2

Cockpit Systems

Two side electric windows

Stanchion spot light HR 1012

Furuno 48 mile Radar

Northstar 962 GPS Plotter.

Furuno GP-1850 GPS

Side-Power Bow thruster

Kenwood CD player, Radio combination with amplifier

22 in Sharp Fat screen TV with DVD player

Sea Fire Automatic fire protection system FM-200

Mathers electronic controls

Seastar trim tilt helm

Hydraulic captains chair

12 volt refrigerator

Engine and Generator room:

Two 43 Lbs. FM-200 Sea Fire automatic fire extinguishers

Two Newmar, 24 volt 35 amp battery chargers

One 12 volt 20 amp charger for 12 volt systems

Water Makers inc. Water Maker.ISL3005ST00N

Nefri, washer dryer combination

3 stern Aqua lights.

Interior systems:

3 burner electric stove

4 Zealand Technologies vacuum flush heads.

Halogen lighting throughout

Two refrigerator freezers

Hot water heater

16 in Zenith flat screen TV

KVH 4 Satellite television receiver

Stainless Magic Chef microwave oven

VHS recorder, player

Electric mirrored door hiding flat screen TV in master state room.

Atlantic Yacht and Ship is America's oldest and most respected supplier of power & custom motor yachts. We specialize in the brokerage of quality Motor Yachts, Sport Fisherman, Express Cruisers, and Trawlers. Incorporated in 1959, with over 53 years of continued service within the

yachting industry and community, Atlantic Yacht and Ship is committed to providing unparalleled product knowledge and meticulous attention to detail.

Our services include : Brokerage , Charters, New Construction , Surveys and Sea Trials, CE Certification ,Worldwide Yacht Transport, Yacht Transfers, Maintenance and Service , Dockage, Electrical Power Conversions, Marine Documentation , Offshore Registration, Finance and Insurance.

Manufacturer Provided Description

To give simply outstanding performance combined with superyacht levels of sophisticated accommodation. Propeller tunnel, chine and spray rail design all incorporate the most recent advances so as to achieve comfortable and very efficient operation at high speeds.

Additional Description

INTERIOR FINISH * Furniture finished in choice of natural cherry or classic cherry with clear, deep-lacquered finish * Galley worktop in Avonite (or similar) * Choice of upholstery fabrics, carpets and curtains from co-ordinated range * Laid-timber galley floor.STORAGE * All suites and cabins have generous storage comprising lockers, drawers and shelves as appropriate.

Additional Description

HELM POSITION * Twin helm seats with electric adjustment for helmsman * Twin seats opposite * Teak decking * GRP framed toughened glass windscreen * Burr elm instrument panel * Full engine instrumentation * Fuel gauges * Electronic engine and gear shift controls * Hydraulic steering with power assistance * Bow thruster controls * Rudder position indicator * Trim tab controls * Horn button * Furuno 1933 colour radar and GPS/Chartplotter * Autopilot * High-speed compass * Speed log * Echo sounder with alarm * VHF radio telephone * Anchor winch remote control * Searchlight remote control * Chart area * Twin windscreen wipers * Windscreen freshwater pressure wash * Bilge pump controls with visual 'pump running' indicators * Fuel -contamination alarm system * Remote-operation system for engine room automatic fire extinguisher.

Additional Description

SALOON * Sofa with dining table * Storage shelves and locker * Bar area and

bottle/glass storage and drinks refrigerator * Entertainment centre incorporating TV/radio/DVD/VCR linked to hi-fi surround-sound system * Exterior speakers with interchange switch * Overhead downlighters and concealed lighting * Main electrical control panel * Opening portholes * Sliding door to cockpit. OWNER'S SUITE * Large double bed with quilted bedspread * Dressing table * Large wardrobe with shelves * Drawers, cupboards and storage lockers * Overhead and individual berth lights * Opening portholes * TV/VCR. FORWARD GUEST CABIN * Large double bed with quilted bedspread * Dressing table * Wardrobe with shelves * Drawers, cupboards and storage lockers. PORT GUEST CABIN * Two full-size single berths with quilted bedspreads. GUEST SHOWER/WCCREW CABIN Part of the lazarette area can be fitted out as a crew cabin if required,

Additional Description

ELECTRICAL SYSTEMS 24 volt: 4 x heavyduty (130AH) batteries for engine starting * 6 x heavy duty (130AH) auxiliary batteries * Engine alternators charge via blocking diodes to isolate engine start batteries from auxiliaries * 2 x 40-amp 24v float battery chargers connected to both battery banks * 50-amp 24v/220v float unit for lighting * Remote battery master switches with control switch at main panel * Circuit breakers on all circuits. 220/240 volt: 11kW diesel generator with own starting battery and specially silenced exhaust * Shore support inlet in cockpit * Generator/ shore support change-over switch * Powerpoints in owner's stateroom, both guest cabins, galley (double) and saloon * Polarity check system * Earth leakage safety trip * Shaverpoints in all bathrooms.

Additional Description

SALOON * Sofa with dining table * Storage shelves and locker * Bar area and bottle/glass storage and drinks refrigerator * Entertainment centre incorporating TV/radio/DVD/VCR linked to hi-fi surround-sound system * Exterior speakers with interchange switch * Overhead downlighters and concealed lighting * Main electrical control panel * Opening portholes * Sliding door to cockpit.

Additional Description

WATER SYSTEM * Water tank totalling 141 gallons (639 litres) plus 16-gallon (73 litre) hot water calorifier * Water heated by engine and 240v immersion heater * Automatic water pump with filter * Main circuit breaker at switch panel * Water level gauge * Deck filler * Freshwater vacuflush WC system with 51 gallon (233 litre) holding tank, contents gauge and electric overboard discharge with manual back-up system as well as dockside discharge system. FIRE EXTINGUISHERS * Automatic fire extinguisher in engine room with manual override * Hand-operated fire extinguishers (5) in owner's

stateroom, port and forward guest cabins, galley and helm position. BILGE PUMPS * Automatic electric bilge pumps (with manual override) in engine room, forward accommodation and aft lazarette (7 in all) * High capacity manual bilge pump with valve system and suction points in same areas.

Additional Description

POWER AND DRIVE SYSTEMS * Cockpit sole engine-room access hatch with gas strut support and separate engine room access from lazarette * Engine room soundproofed * High-volume air intakes * Engine room extractor fan with electronic time delay * Engine exhaust silencers and water-cooled exhausts * Engine beds integrally moulded with hull for strength and vibration absorption * Forward and aft engine-room bulkheads integrally bonded * Engines flexibly mounted * Automatic fire extinguisher with remote override control * Automatic and manual bilge pumps * Engine-room lighting * Propeller shafts in Temet * 4-bladed S class propellers in nickel aluminium bronze * High-speed balanced rudders * Cathodic protection for sterngear * Sterngear, engines, fuel tank fillers, etc all electrically bonded * Hydraulic steering system with power assistance * Single-lever electronic engine controls * Bow thruster (11hp) * Freshwater supply point in engine room.

Additional Description

Deep V hull with moulded spray rails and incorporating propeller tunnels for improved propulsive efficiency and reduced draft * Hand-laid GRP construction with isophthalic gelcoat backed by initial lay-up of powder-bound matt and isophthalic resin for protection against osmosis * Integrally bonded girder-stiffening system * Standard finish white, navy blue or slate blue high-gloss gelcoat for hull topsides, white coachroof and hull bottom, hull antifouled to waterline * GRP/ balsa core/PVC foam sandwich construction for deck and superstructure for strength and high-thermal insulation * Moulded non-slip surfaces on side decks * Hull antifouled.

Additional Description

* Reversible electric anchor winch (2000W) with foredeck and helm position controls * Self-stowing (25kg) Delta anchor with 60 metre chain * Bow rope storage locker and anchor wash facility * Stemhead roller with automatic anchor launch and retrieve * Stainless steel bow, stern and spring cleats (8) * Stainless steel pulpit and guardrails * Two electric sternline winches * Stainless steel coachroof handrails * Coachroof lockers for fender storage * Forecabin hatch * Saloon hatch * PVC rubbing band with stainless steel insert * Full set of IMCO navigation lights * Riding light * Searchlight with remote control * Twin electric horns * Fuel and water fillers * Electro-hydraulic telescopic passerelle (2.9m) with remote control. COCKPIT * Teak decking * Self-draining U-shaped

seating/dining area to starboard with table and with L-shaped seat to port * Cockpit wet bar with sink, top-loading refrigerator, icemaker, electric BBQ and storage * Twin sunbeds aft * Two storage garages for dinghy/wetbike and general stowage with electro-hydraulic aft doors and electric winch system for dinghy and wetbike retrieval * Life raft storage * Access hatch to lazarette stowage space and to optional crew cabin * 220/240v shore support inlet in locker * Stowage lockers * Folding cover for forward part of cockpit with bimini facility, or optionally available electrically operated sliding roof section over forward area of cockpit (from control position forward to cockpit dining area) with cover with zip door and window to aft part of cockpit * Stainless steel grabrails * Radar arch * Cockpit lighting * Cockpit door leading to after deck and to integral bathing platform with hot and cold transom shower, foldaway swimming ladder and teak decking * Extension speakers from saloon hi-fi.

Standard Features

11kW diesel generator Power-assisted hydraulic steering system Electronic engine and gear controls Bow thruster (11hp) Colour radar, GPS and chartplotter Autopilot Electric anchor winch Electric sternline winches Electro-hydraulic trim tabs Speed and distance log Echo sounder with alarm VHF R/T Remote control searchlight Saloon/cockpit stereo CD/radio with surround-sound in saloon Saloon TV/DVD/VCR linked to hi-fi and surround-sound system Cockpit speakers linked to hi-fi TV/VCR in owner's stateroom Microwave/conventional oven/grill Cockpit wet bar with refrigerator, electric barbecue and icemaker Saloon bar area with refrigerator Twin electro-hydraulically opening garages with storage for tender/wetbike Electro-hydraulic passerelle (telescopic 2.9m) Sliding cockpit door Hot and cold transom shower 220/240v shore power with 95-amp float battery charger Vacuflush freshwater wc system with holding tank Optionally available electrically operated cockpit stowaway roof system

Additional Description

OTHER ITEMS SUPPLIED AS STANDARD * Set of cutlery, crockery and glasses * Set of towels/6 large, 6 hand * Fenders (6) and warps (4) * Ensign staff * First aid kit * Boathook * Owner's manual * Engine manual * Tool kit * Emergency tiller * Emergency porthole cover * Manual winch handle * Ship's document case.

Engine Notes

2 x MAN D2848 LE403 (2 x 800hp) Speed range 30-34 knots 2 x MAN D2840 LE403 (2 x 1050hp) Speed range 34-37 knots 2 x MAN D2842 LE406 (2 x 1200hp) Speed range 37-40 knots 2 x MAN D2842 LE404 (2 x 1300hp) Speed range 38-41 knots

Exclusions


Owner's personal belongings.

Disclaimer


The Company offers the details of this vessel or yacht in good faith but cannot guarantee or warrant the accuracy of this information nor warrant the condition of the vessel. A buyer should instruct his representatives, agents, or his surveyors, to investigate such details as the buyer desires validated. This vessel or yacht is offered subject to prior sale, price change, or withdrawal without notice.

PHOTOS


Manufacturer Provided Image




Manufacturer Provided Image




Manufacturer Provided Image




Manufacturer Provided Image




Manufacturer Provided Image



Manufacturer Provided Image



Manufacturer Provided Image



Manufacturer Provided Image



CONTACTS

Andrey Shestakov, leading yacht broker of the sales department of Shestakov Yacht Sales Inc. Shestakov Yacht Sales Inc., the official representative of the Miami/Fort Lauderdale FL headquarters.

Contact details

Email: **andrey@shestakovyachtsales.com**

Web: shestakovyachtsales.com/en/

Telephones

USA: **+1(954)274-4435**

Office hours

Monday – Saturday: **9:00 - 21:00** EDT

Sunday: **closed**

Address



Harbour Towne Marina, 850 NE 3rd St, STE 213, Dania, FL 33004