

SOLA FIDE — PACIFIC SEACRAFT



Builder: PACIFIC SEACRAFT

Year Built: 1996

Model: Cruising Sailboat

Price: PRICE ON APPLICATION

Location: United States

LOA: 40' 0" (12.19m)

Beam: 12' 5" (3.78m)

Max Draft: 5' 2" (1.57m)

Our experienced yacht broker, Andrey Shestakov, will help you choose and buy a yacht that best suits your needs **SOLA FIDE — PACIFIC SEACRAFT** from **our catalogue**. Presently, at **Shestakov Yacht Sales Inc.**, we have a wide variety of yachts available on **our sale's list**. We also work in close contact with all the big **yacht manufacturers** from all over the world.

If you would like to buy a yacht **SOLA FIDE — PACIFIC SEACRAFT** or would like help answering any questions concerning purchasing, selling or chartering a yacht, please call **+1(954)274-4435**

TABLE OF CONTENTS

TABLE OF CONTENTS	2
SPECIFICATIONS	5
Overview	5
Basic Information	5
Dimensions	5
Speed, Capacities and Weight	5
Accommodations	5
Hull and Deck Information	6
Engine Information	6
DETAILED INFORMATION	7
Accommodations	7
Galley	7
Deck Equipment	7
Electronics	8
Electrical Equipment	8
Mechanical	8
Sails & Rigging	8
Other Features	9
Exclusions	9
Disclaimer	9
PHOTOS	10
UNDER SAIL	10
STARBOARD QUARTER	10
BOW	10
FORE DECK	10
STARBOARD DECK LOOKING FORWARD	10
PORT DECK LOOKING FORWARD	10
COCKPIT VIEW	11

HELM LOOKING FORWARD	11
COCKPIT REMOVABLE DECK FOR ENGINE ACCESS	11
FORWARD CABIN CENTERLINE BERTH	11
FORWARD CABIN PORT SIDE SINK/VANITY	11
FORWARD CABIN LOOKING AFT	11
FORWARD CABIN STARBOARD SIDE HANGING LOCKER	12
AFT VIEW FROM FORWARD CABIN	12
FORWARD VIEW FROM COMPANIONWAY	12
FORWARD VIEW OF SALON	12
SALON PORT SIDE VIEW	12
SALON STARBOARD SIDE VIEW	12
GALLEY AFT VIEW	12
GALLEY/FORCE 10 STOVE	12
GALLEY FORWARD VIEW	13
FORWARD FACING STATION	13
AFT CABIN	13
HEAD CMPARTMENT- AFT TO PORT	13
HEAD COMPARTMENT- SEPARATE SHOWER STALL	13
BATTERIES	13
YANMAR ENGINE PANEL W/HOUR METER 1441	13
YANMAR DIESEL	13
PROFILE DRAWING	14
INTERIOR LAYOUT DRAWING	14
SISTERSIHP UNDER SPINNAKER	14
CONTACTS	15
Contact details	15
Telephones	15
Office hours	15
Address	15

SPECIFICATIONS

Overview

SOLA FIDE is a lightly used Pacific Seacraft 40. These capable blue water cruisers designed by Bill Crealock are well respected for their quality construction, traditional lines and sea kindly performance. The roomy interior has a two stateroom layout, single head compartment w/separate shower stall, large U-shaped galley, designated nav station and spacious salon. Comfortable cockpit with excellent storage, easy and safe access from the cockpit to wide weather decks.

Basic Information

Category: Cruising Sailboat

Model Year: 1996

Year Built: 1996

Country: United States

Dimensions

LOA: 40' 0" (12.19m)

LWL: 31' 3" (9.53m)

LOD: 40' 4" (12.29m)

Beam: 12' 5" (3.78m)

Max Draft: 5' 2" (1.57m)

Speed, Capacities and Weight

Displacement: 24000 Pounds

Water Capacity: 150 Gallons

Holding Tank: 19 Gallons

Fuel Capacity: 70 Gallons

Accommodations

Total Cabins: 2

Total Heads: 1

Hull and Deck Information

Hull Material: Fiberglass

Engine Information

Engines: 1

Manufacturer: Yanmar

Model: 4JH2E

Engine Type: Inboard

Fuel Type: Diesel

DETAILED INFORMATION

Accommodations

The forward cabin has a centerline berth with shelves and stowage outboard. Hanging locker to starboard, sink vanity and locker aft to port.

Next aft is the main salon which has the entertainment center forward to port with a full length settee, cabinet storage a shelf outboard. Opposite to starboard is a large U-shaped convertible dinette with cabinets and shelf outboard

The U-shaped galley is aft to starboard with excellent galley storage and counter space. Divided top loading ref/fzr compartments with 12v holding plate..

Forward facing nav station is opposite the galley to port with flush mounted electronics outboard, full electric panel on the aft bulkhead and large nav table with storage.

Just aft of the nav station is the head compartment with separate shower stall

Opposite the head compartment to starboard is the aft cabin with double berth and hanging locker

Varnished teak and holly cabin sole and excellent storage throughout the interior,

Galley

Large U-shaped galley to starboard with excellent storage and counter space.

- Double SS sink with pressure and manual pump water
- Technautics 12V holding plate refrigeration in a top loading heavily insulated box with divided ref/fzr compartments
- Panasonic microwave oven
- Force 10 three burner propane stove w/oven

Deck Equipment

- Ground Tackle: Dual anchor rollers on stoutly built SS and teak anchor platform Lighthouse 1501 SS reversible anchor windlass w/chain gypsy and dual capstans 60# CQR anchor w/all chain rode 20KG Bruce w/chain & rode 22 lb Danforth w/chain & rode Spare anchor rode Stern anchor fair lead w/deck pipe
- Ventilation: Stainless Steel Opening Ports: Six large Eight small Deck Hatches: One large-fwd cabin One med-salon Two small-galley and aft head compartment Two teak dorade boxes w/SS cowl vents and SS guards

- Combination SS mast rails and cowl vent guards

Electronics

- Nav Station: Raytheon RayChart 600X Chart Plotter Raytheon R40XX 32 mile Radar Icom IC-M58 VHF Icom IC-M1 Hand Held VHF Icom IC-M700 SSB w/insulated backstay B&G Network Data ACR Satellite 406 EPIRB-Mounted in Aft Cabin
- Cockpit: B&G Network Quad-GPS B&G Network Quad Depth-Speed B&G Network Quad Depth-AWI/WS B&G Network Quad Depth-Autopilot Ritchie Powerdamp compass Icom IC-M59 VHF
- Entertainment: TV in salon w/TV antenna Kenwood AM/FM/CD Stereo Kenwood Graphic Equalizer

Electrical Equipment

Dual 120V/30Amp shore power service

- Batteries (Six total in two banks) through two 4-way parallel-selector switches One grp 31 AGM 12V engine start Five grp 31 AGM 12V in parallel
- Charging: Heart 2KW Freedom 20 inverter/charger Two alternators, one-Heavy duty Four Winds wind generator (not aboard) Link 1000 remote panel

Mechanical

Yanmar Model 4JH2E 50hp diesel w/Kanzaki 2.62:1 transmission

- Three blade Max Prop (17" dia)
- Spare fixed three blade prop
- 1 1/4" SS shaft w/conventional shaft packing gland
- 12V fuel pump
- Yanmar 4LG X100 fuel de-bug device
- Racor fuel filter
- Air Conditioning and Fans: Mermaid 12000 BTU reverse cycle Four 12V fans: fwd cabin, salon, galley, aft cabin
- Groco Type KL manual marine toilet w/overboard or holding tank discharge which may be evacuated dockside or overboard w/macerator pump.
- Bilge Pumps: Par 10 gpm manual/auto Whale manual diaphragm-cockpit
- Seaward 6 gallon hot water heater 110V & engine exchanger

Sails & Rigging

Forespar keel stepped double spreader mast, cutter rigged with Bat Car type sail track, separate storm trysail track, whisker pole track and Windex. Designed Mast Height: 55' Plus Antennas, etc.

- Sails & Roller Furling: Full battened main w/two reef points and lazy jacks Bat car type sail track Harken MK II RF headstay w/130% RF genoa Harken MK II RF inner forestay w/ RFstaysail
- Lewmar Winches: Mast: One #30 ST2SP One #40 ST2SP Coach roof: One #44 ST2SP Three #40 ST2SP Cockpit: Two #54 ST2SP
- Sailing Hardware: Mid Boom main sheet traveler Rigid boom vang Running back stays w/block and tackle adjusters Most sail handling lines lead to cockpit
- Misc: Mast head Windex Inboard/outboard genoa track Cabin house staysail track Running backstays w/block & tackle Mid boom main sheet traveller w/controls Double reef lines, etc. lead to cockpit w/multiple rope clutches P&S

Other Features

- Safety: ACR Satellite 406 EPIRB Horseshoe Life Ring Cockpit and deck pad eyes for safety harnesses and jack lines Cockpit manual Whale bilge pump 30" life line stantions w/double LL and gates P&S Mast rail guards Emergency tiller Firdel radar reflector Ships bell
- Misc: Weems and Plath ships clock and barometer

Exclusions

Owner's personal belongings.

Disclaimer

The Company offers the details of this vessel or yacht in good faith but cannot guarantee or warrant the accuracy of this information nor warrant the condition of the vessel. A buyer should instruct his representatives, agents, or his surveyors, to investigate such details as the buyer desires validated. This vessel or yacht is offered subject to prior sale, price change, or withdrawal without notice.

PHOTOS

UNDER SAIL



STARBOARD QUARTER




BOW




FORE DECK



PORT DECK LOOKING FORWARD



STARBOARD DECK LOOKING FORWARD




COCKPIT VIEW



HELM LOOKING FORWARD




**COCKPIT REMOVABLE DECK FOR
ENGINE ACCESS**



FORWARD CABIN CENTERLINE BERTH




FORWARD CABIN LOOKING AFT



**FORWARD CABIN PORT SIDE
SINK/VANITY**




**FORWARD CABIN STARBOARD SIDE
HANGING LOCKER**




AFT VIEW FROM FORWARD CABIN




**FORWARD VIEW FROM
COMPANIONWAY**




FORWARD VIEW OF SALON




SALON PORT SIDE VIEW



SALON STARBOARD SIDE VIEW



GALLEY AFT VIEW



GALLEY/FORCE 10 STOVE



GALLEY FORWARD VIEW



FORWARD FACING STATION




AFT CABIN



HEAD COMPARTMENT- AFT TO PORT




**HEAD COMPARTMENT- SEPARATE
SHOWER STALL**



BATTERIES



YANMAR DIESEL



**YANMAR ENGINE PANEL W/HOUR
METER 1441**



PROFILE DRAWING



INTERIOR LAYOUT DRAWING



SISTERSIHP UNDER SPINNAKER



CONTACTS

Andrey Shestakov, leading yacht broker of the sales department of Shestakov Yacht Sales Inc. Shestakov Yacht Sales Inc., the official representative of the Miami/Fort Lauderdale FL headquarters.

Contact details

Email: **andrey@shestakovyachtsales.com**

Web: shestakovyachtsales.com/en/

Telephones

USA: **+1(954)274-4435**

Office hours

Monday – Saturday: **9:00 - 21:00** EDT

Sunday: **closed**

Address



Harbour Towne Marina, 850 NE 3rd St, STE 213, Dania, FL 33004