

## SLIP AWEIGH — MJM YACHTS



**Builder:** MJM YACHTS

**Year Built:** 2005

**Model:** Cruiser

**Price:** PRICE ON APPLICATION

**Location:** United States

**LOA:** 34' 0" (10.36m)

**Beam:** 11' 0" (3.35m)

**Cruise Speed:** 25 Kts. (29 MPH)

**Max Speed:** 31 Kts. (36 MPH)

Our experienced yacht broker, Andrey Shestakov, will help you choose and buy a yacht that best suits your needs **Slip Aweigh — MJM YACHTS** from **our catalogue**. Presently, at **Shestakov Yacht Sales Inc.**, we have a wide variety of yachts available on **our sale's list**. We also work in close contact with all the big **yacht manufacturers** from all over the world.

If you would like to buy a yacht **Slip Aweigh — MJM YACHTS** or would like help answering any questions concerning purchasing, selling or chartering a yacht, please call **+1(954)274-4435**

---

# TABLE OF CONTENTS

---

TABLE OF CONTENTS	2
SPECIFICATIONS	4
Basic Information	4
Dimensions	4
Speed, Capacities and Weight	4
Accommodations	4
Hull and Deck Information	4
Engine Information	4
DETAILED INFORMATION	5
Overview	5
Recent Updates	5
Deck and Hull Equipment	5
Propolition	6
Electrical Equipment	7
Electronics	7
Plumbing	7
Interior Galley	8
Additional Options	8
Exclusions	9
Disclaimer	9
PHOTOS	10
Galley	10
Dinette	10
Radio and Salon Panel	10
Interior	10
Garmin	10
Forward Hatch	10
Garmin Radar	10

---

Slip Aweigh	10
Slip Aweigh	11
Slip Aweigh	11
CONTACTS	12
Contact details	12
Telephones	12
Office hours	12
Address	12

---

# SPECIFICATIONS

---

## Basic Information

---

**Category:** Cruiser

**Model Year:** 2005

**Year Built:** 2005

**Country:** United States

## Dimensions

---

**LOA:** 34' 0" (10.36m)

**Beam:** 11' 0" (3.35m)

## Speed, Capacities and Weight

---

**Cruise Speed:** 25 Kts. (29 MPH)

**Max Speed:** 31 Kts. (36 MPH)

**Displacement:** 10600 Pounds

**Water Capacity:** 60 Gallons

**Holding Tank:** 12 Gallons

**Fuel Capacity:** 150 Gallons

## Accommodations

---

**Total Cabins:** 1

## Hull and Deck Information

---

**Hull Material:** Fiberglass

## Engine Information

---

**Engines:** 2

**Manufacturer:** Yanmar

**Model:** 6LYTA

**Engine Type:** Inboard

**Fuel Type:** Diesel

---

# DETAILED INFORMATION

---

## Overview

---

This exceptionally well cared for MJM 34Z was purchased in late 2012. The current owner then upgraded "Slip Aweigh" with: Garmin 5212 plotter with an integrated Garmin radar, new Side Power stern thruster, new batteries, new inverter, new full cockpit bimini, Marinaire cabin A/C, new Clarion sound system, new Raymarine VHF to name a few enhancements over and above the additional options. Summers were spent on the Great Lakes, and winters in South Carolina.

As with so many happy MJM owners, "Slip Aweigh" is being sold to allow for the purchase of an MJM 36Z.

"Slip Aweigh's" 2 boat owner will be shipping her to Delray Beach, Florida for a quick sale. Don't miss this opportunity to preview a great vessel which has benefited from an "open check book", and pride of ownership.

## Recent Updates

---

- Side power bow and stern thrusters
- Spare propeller
- Garmin chart plotter 5212 touch screen with sonar module
- Garmin radar high definition
- Teak sold in helm area
- New CD system and speakers
- Optional varnished teak cockpit seating
- New cockpit bimini
- 1365 hours on Yanmar 6LYTA 440 HP single diesel cruise 2 miles per gallon @ 20 Knots
- New cabin AC and heater Webasto
- New Raymarine VHF
- New inverter Xantrex Freedom 3000
- New 440 AMP deep cycle batteries
- Raymarine SIG auto pilot
- New solar vent in forward cabin hatch
- Flat screen TV in main cabin
- Full USCG safety equipment

## Deck and Hull Equipment

---

- Express Hard-Top model with front-opening windshields for maximum weather protection or ventilation.
- Hi-tech composite construction under vacuum using an oven post-cured epoxy impregnated, stitched biaxial E-glass/Kevlar/CoreCell laminate.
- Solid epoxy GRP centerline keel/backbone and chines with structural grid to minimize damage from grounding and to exceed 2003 draft CE Mark (ISO) structural standards for an Ocean Category A vessel.
- Modified deep-V, offshore hull design with sharp entry and moderate beam having dual lifting strakes, chine flats, 18-degree transom deadrise and prop pocket for shoal draft operation.
- Fully recessed trim tab pockets.
- Premium Awlgrip hull finish with cove and waterline boot
- Transferable 10-year warranty against osmotic blistering.
- Bilges, lockers and engine compartment finished with smooth off-white epoxy finish.
- Low maintenance, high-density PVC gunwale guardrail with high-

polish stainless steel rub strip. •Large, tinted Lewmar through-hull opening ports in saloon w/screens and pull-down blinds for harbor viewing from below and good ventilation •Molded swim platform with 37" telescoping, stainless under-platform ladder and hand-hold or mooring bar. Non-skid color matches deck. Platform is constructed with no openings so as to dampen wake and exhaust noise. •Optional transom door to starboard with removable transom seat section. •Molded quarter-guard with stainless rubstrake extending from corners of transom platform. •Hi-tech composite construction under vacuum, using an oven post-cured epoxy impregnated, stitched biaxial E-glass and Baltek Aerospace-Grade Core. •Exceptionally strong molded & gelcoated pilothouse hardtop and window frame with fixed side window. •Insignia white gelcoat deck with molded sand- textured non-skid and toe-rails. Optional contrasting non-skid color - wheat (light beige) •Convertible pilothouse enclosed by clear, roll-up, double-polished vinyl windows with acrylic/vinyl border to match gel coat. Windows and aft entry door roll-up in place without having to remove and store below. Center section, of 3 aft curtains, rolls up separately as the door with a combination window/screen opening. •Dual opening windshields with safety glass and electric wiper/washers. •316 stainless deck drains (P&S) divert dirt/soot into gray water system and out transom •Muir electric windlass with rope/chain gypsy w/chain snub, chain protector on deck, deck & console buttons. •Custom-styled hi-polish stainless bow roller and chocks with hi-polish stainless Lewmar 15 kg claw anchor. •12" 316 stainless Super Yacht ?Profile? bow cleats (2) and 10" side-deck and stern cleats (4) with matching bow chocks (2) having 22mm opening. •Stainless 1¼" foredeck safety rail with Guest stainless 70,000 CP remote controlled spotlight mounted on top for no-glare visibility forward at night. •Stainless handrails (6 pairs) on cabin trunk, pilothouse roof, side windshield frame, aft of pilothouse for boarding and under pilothouse roof aft of piloting chairs and companionway entrance. •Full width transom seat with gloss varnished Adirondack style teak backrest and 3 Ultra Leather cushions w/piping. Snap-on, weather cover preserves upholstery and the only exposed varnished wood on deck from weathering. •Molded boarding steps (P&S) in cockpit with teak decking tread optional. •Large storage compartments under cockpit sole with hinged lids, overboard drains and lockdown

## Propolition

•Pilothouse deck hinges upward 40 degrees on power screw lifts for engine compartment access. •Single Yanmar 440 horsepower, 6-cylinder, freshwater cooled, turbo-charged diesel with top speed over 34 mph. •UL approved fuel shutoffs and fuel/air Separators in vent line. •900 Series Racor fuel filter with spare cartridge. •Sound-insulated cockpit floors and bulkheads surrounding engine. •Manganese bronze strut with cutlass bearing •2" Aquamet 22 stainless shaft with 4-blade 20x22, .85, #3 Cup bronze prop w/streamlined zinc. •PSS dripless shaft seal. •Dual custom Luther aluminum fuel tanks with 150-gallon total capacity. •Parker 221FR fire resistant USCG Class 1 high-tensile, steel-wire-braid-reinforced, blue-rubber fuel hoses. •Marelon

engine raw water intake seacock with bronze strainer having fresh water engine flush connection. •Custom Sounddown “Silencer” muffler and exhaust system with double-layer of Sounddown insulating tiles over prop pocket. •Stainless engine air intakes (4) under cockpit coamings. •Fiberglass drip pan below engine and transmission. •Fireboy fire suppressant system in engine compartment with portable extinguisher in cockpit recess. •Yanmar engine spares kit and service manual

---

## Electrical Equipment

---

•Digital AC and DC monitors •Cantalupi halogen cabin reading lights (4) in cabin. •Overhead Cantalupi halogen spotlights over galley (3), head (2), saloon table (2), piloting console (2) and pilothouse (2) on 3 dimmer switches. •Courtesy lights (4) cockpit, saloon and head. •Engine compartment lights (3) •Stainless 12V outlets (3) at entertainment center, nav and helm stations. •505 ampere hour absorbed glass-mat battery capacity with 2-Group 4D 200 AH house and 1-Group 31 105 AH engine-start controlled by vapor proof master switch. •Dual 30-amp AC shore power system with reverse polarity indicator and 2-50' shore power cords. •GFI protected 110V outlets (4) in head, galley, entertainment center and navigation console. •Spotlight in non-glare location on bowrail with remote console controls w/space for 1” rail clamp-on burgee staff. •Navigation and anchoring lights •Bonded electrical system and underwater fittings. •Tagged modular wiring. •Freedom 30 Heart Interface/Charger •Link 2000 battery controller.

---

## Electronics

---

•Clarion Stereo System with CD Changer, 400W Amplifier, 4 Speakers •Raymarine Marine Navigation System with C120 Plotter, Raystar GPS, High Definition Sonar, 4KW Radar •ICOM VHF with Hinge Down Antenna •Raymarine SIG Hydraulic Autopilot •TV and entertainment in Cabinet

---

## Plumbing

---

•Pressure hot/cold water for galley with 10-gallon water heater and 58-gallon fresh water tank. •Rule automatic, electric bilge pump with stainless topside thru-hull. •1 Bosworth high-capacity manual bilge pump. •Vacuflush freshwater head with 20-gallon holding tank with both deck plate for pump-out station discharge and overboard discharge pump. •Centralized gray water discharge system through transom to minimize thru-hulls. •316 Stainless side-deck drains into gray water system rather than through toe-rail, staining topsides. •Gray water sump with strainer and clear inspection port for shower, ice box and AC condensate. •Scandvik transom platform fresh water H/C shower.

## Interior Galley

- Large wrap-around saloon lounge in 5" dual-density, bolstered and buttoned Ultraleather upholstery
- Gloss varnished saloon table in cherry on Scandvik gas operated telescoping pedestal. Table drops to form huge double berth with 6'6" centerline length, 7' on the diagonal and width of 7' across the aft section.
- Satin-varnished cherry bulkhead forward with anchor locker access doors.
- Cherry battened hull sides.
- Forward, head and galley bulkheads are epoxy-bonded and taped to hull and deck for additional structural support.
- Off-white laminated paneling with honeycomb core and cherry cornerposts and trim on head walls and cabinet sides.
- Beautifully framed cherry cabinets and drawers, finished with satin varnish.
- Pushbutton latches on cabinet doors and drawers
- Gloss varnished teak & holly cabin sole that is removable for ease of maintenance.
- Privacy pull shades over hull ports.
- Corian counter tops in galley, side table and head vanity in oyster pattern to complement cherry.
- Lined storage compartments (5) outboard of settee backrest and under saloon settee.
- Large bureau drawers (2) and shoe locker under entertainment center with flat screen TV.
- Optional storage shelves (p&s) with 2.5" fiddles, forward of hull ports and outboard over the forepeak lounge are available for additional bedding/duffel storage when cruising.
- Large forepeak anchor locker.
- Off-white, foam backed vinyl headliner.
- Head door, when open, serves as large dressing mirror and privacy door, blocking view from deck without having to close companionway entrance.
- Supplemental 8x12 dressing mirror in main saloon.
- Hanging locker to port of companionway entrance with outboard storage shelves is closed off by inward swinging 2-section companionway door.
- Electrical panels are mounted on recessed, hinge-out door to starboard of companionway entrance.
- Enclosed head/shower to starboard with countertop cabinet, enclosed locker under sink w/stainless TP holder, towel rings (2) and shower-sump.
- Teak companionway steps with tool storage.
- Panasonic NN-T888S stainless steel 1.1 cu.ft. 850-watt convection microwave oven with 4 way cooking: convection bake/combo/microwave/broil.
- Recessed sink with removable Corian cover.
- Surface mounted single-burner Princess ceramic electric cooktop.
- 3-drawers for flatware, utensils and rolled goods under cooktop.
- Large 5 cu. ft. top-loading icebox with SeaFrost 12v electric refrigeration w/2 ice trays, divider shelves, condiments rack, piston supported lid and drain to sump with strainer.
- Large above-counter 3-door storage cabinet.
- Storage locker with shelf for pots/pans, rolled goods and cleaning supplies under sink. Flip panel to large Rubbermaid trash bin.
- General Ecology Seagull water purifier.
- Overhead stainless safety handrail doubles as towel drying bar.

## Additional Options

- Muir Windlass, Bow Roller, Stainless Claw Anchor Rode/Chain
- Stainless Bow Rail and Spotlight
- Stidd Recliner Piloting Seats in lieu of Standard in Ultraleather
- Teak Pilothouse Decking
- Rod Holders in Cockpit Coaming
- Adirondack Stern Seat
- Includes



---

Removable Folding Starboard • Stern Seat Section • Swim Platform with Telescoping Ladder, H&C Shower, Grab Handle • Transom Door to Starboard • Teak Pilothouse Table w/Leaf, Gloss Varnished on Polished Stainless Pedestal • Gloss Varnished Teak-Rimmed 24" Destroyer Wheel in lieu of Standard • Docklines & Fenders w/Whips (4 each) • Saltwater Washdown on foredeck • Ultraleather Upholstery on Deck • Main Salon Table with Telescoping Pedestal in lieu of V-berth filler • Varnished Cherry Battens on Hull in lieu of Padded Vinyl • All-Cherry Forward Bulkhead in lieu of Herreshoff-type Cherry Framed Off-White Laminate • Yanmar 440 HP Diesel in lieu of Standard 370 HP • Stainless Dual Trumpet Electric Horn • Side-Power Bow thruster • 12 Volt Seafrost Refrigeration w/2 Ice Trays • General Ecology Seagull Water Purifier • Princess Single Burner Ceramic Cooktop • Panasonic Stainless 800W Microwave with 4 Cook Options (with AC System) • Factory Installed Hella Heater

## Exclusions

---

Owner's personal belongings.

## Disclaimer

---


The Company offers the details of this vessel or yacht in good faith but cannot guarantee or warrant the accuracy of this information nor warrant the condition of the vessel. A buyer should instruct his representatives, agents, or his surveyors, to investigate such details as the buyer desires validated. This vessel or yacht is offered subject to prior sale, price change, or withdrawal without notice.

---


# PHOTOS

---


**Galley**




**Dinette**




**Radio and Salon Panel**




**Interior**




**Garmin**




**Forward Hatch**




**Garmin Radar**




**Slip Aweigh**



**Slip Aweigh**



**Slip Aweigh**



# CONTACTS

---

Andrey Shestakov, leading yacht broker of the sales department of Shestakov Yacht Sales Inc. Shestakov Yacht Sales Inc., the official representative of the Miami/Fort Lauderdale FL headquarters.

## Contact details

---

Email: **andrey@shestakovyachtsales.com**

Web: [shestakovyachtsales.com/en/](https://shestakovyachtsales.com/en/)

## Telephones

---

USA: **+1(954)274-4435**

## Office hours

---

Monday – Saturday: **9:00 - 21:00** EDT

Sunday: **closed**

## Address

---



Harbour Towne Marina, 850 NE 3rd St, STE 213, Dania, FL 33004