

## BELLA VITA — AZIMUT



**Builder:** AZIMUT

**Year Built:** 2011

**Model:** Motor Yacht

**Price:** PRICE ON APPLICATION

**Location:** United States

**LOA:** 95' 0" (28.96m)

**Beam:** 22' 6" (6.86m)

**Max Draft:** 6' 1" (1.85m)

**Cruise Speed:** 23 Kts. (26 MPH)

**Max Speed:** 26 Kts. (30 MPH)

Our experienced yacht broker, Andrey Shestakov, will help you choose and buy a yacht that best suits your needs **BELLA VITA — AZIMUT** from our catalogue. Presently, at Shestakov Yacht Sales Inc., we have a wide variety of yachts available on our sale's list. We also work in close contact with all the big yacht manufacturers from all over the world.

If you would like to buy a yacht **BELLA VITA — AZIMUT** or would like help answering any questions concerning purchasing, selling or chartering a yacht, please call **+1(954)274-4435**

# TABLE OF CONTENTS

TABLE OF CONTENTS	2
SPECIFICATIONS	4
Overview	4
Basic Information	4
Dimensions	4
Speed, Capacities and Weight	4
Accommodations	4
Hull and Deck Information	4
Engine Information	5
DETAILED INFORMATION	6
Walkthrough	6
Salon and Dining Area	6
Galley	7
Master Stateroom	7
VIP Stateroom	8
Guest Stateroom - Starboard	9
Guest Stateroom - Port	9
Wheelhouse	9
Navigation Systems	10
Flybridge	11
Deck and Hull	12
Cockpit	12
Bow	13
Mechanical Equipment	13
Electrical Equipment	14
Safety & Fire Protection	15
Broker's Comment	15
Exclusions	15

---

Exclusions	16
Disclaimer	16
PHOTOS	17
General Arrangement	21
General Arrangement	21
CONTACTS	22
Contact details	22
Telephones	22
Office hours	22
Address	22

# SPECIFICATIONS

## Overview

BELLA VITA is the popular 95’ Azimut model and is found in excellent condition. She is a one-owner, U.S. spec boat with a split layout with four stateroom plus crew. She was built to a high standard with knowledgeable oversight throughout her build and many quality upgrades including a full exterior paint job in lieu of gelcoat finish. Lightly used and never chartered, she is ready to cruise at a moment’s notice.

## Basic Information

Category: Motor Yacht	Model Year: 2011
Year Built: 2011	Country: United States

## Dimensions

LOA: 95' 0" (28.96m)	Beam: 22' 6" (6.86m)
Max Draft: 6' 1" (1.85m)	

## Speed, Capacities and Weight

Cruise Speed: 23 Kts. (26 MPH)	Max Speed: 26 Kts. (30 MPH)
Fuel Capacity: 3170 Gallons	

## Accommodations

Total Cabins: 4	Sleeps: 8
-----------------	-----------

## Hull and Deck Information

Hull Material: Fiberglass

## Engine Information

---

**Engines:** 2

**Manufacturer:** Caterpillar

**Model:** C-32 ACERT

**Engine Type:** Inboard

**Fuel Type:** Diesel

---

# DETAILED INFORMATION

---

## Walkthrough

---

BELLA VITA is the popular 95' Azimut. She has a beautiful décor with a 4 stateroom split layout plus crew aft. Entering BELLA VITA from her large aft deck through double automatic doors into the main salon one will find to starboard a large U-shaped settee with coffee table and ottoman. To port in this area is a private stairway to the master stateroom. Down the private stairwell to the master landing one enters a well-appointed master stateroom with a king berth with leather headboard, his and her bath, large walk-in closet, ample storage and a nice sitting area with table. Continuing forward in the main salon one will find to starboard a dining area for 8 people. Forward of the dining area is a large and well laid out galley with ample counter space, storage and large window. Continuing to port is a day toilet and forward of this area is a breakfast nook with great visibility and seating for 5 guests. To starboard of the sitting nook is a fully operational helm and navigational area with state-of-the-art equipment and two power controlled helm seats. Between the sitting area and interior helm is a stairwell that leads to the forward three guest staterooms: a queen berth VIP, queen berth guest and twin berth guest all with en suite, ample storage and hanging lockers and entertainment. The larger aft deck has a built in settee and table with additional seating for a total of 8 -10. From this area one can go down a set of stairs to port and starboard for easy access to the swim platform and all the water sports. Going up the stairs from the aft deck one will reach a huge bridge deck. This area is equipped with a retractable awning above a spacious lounging area. Aft of the lounge area is a built in barbeque. Going forward one will find to starboard a large outside dining area with teak table and seating for 10 all covered by a hardtop. The hardtop also has a retractable opening to allow for sun or shade as desired. Directly to port is a large walk up bar with fridge, icemaker, sink and storage. Forward of the dining and bar is a fully-functioning helm to port and a forward sitting settee to starboard. Back down on the main deck one can walk either side on walk around decks forward. When searching the bow one will find a huge sitting area with table and large sun pad area. The sitting area can be covered by a retractable awning.

## Salon and Dining Area

---

- Custom Salon layout with 50" Retractable TV (See entertainment section)
- Custom L shaped sofa
- (2) Lift top ottomans
- Glass coffee table with storage for two ottomans
- Furniture between salon and dining area, for storage of dishware, glassware and cutlery
- Dishware, glassware and cutlery set for 10 people
- Glass dining table with eight dining chairs
- Storage cabinet on starboard side in the dining area
- Custom bar unit with marble top and floating top in wood, equipped with: sink in stainless steel, Isotherm 49 lt fridge and Isotherm 4kg/h icemaker

- Storage cabinet on port side next to the bar
- Sliding door to access the custom galley
- Separate door dividing the dining area and the wheelhouse
- Direct (halogen spotlights) and indirect (neon) lights on ceilings
- Custom carpet flooring
- Floor behind the bar cabinet in marble
- Wine Chiller hidden in dining area

## Galley

---

- Custom Gallery arrangement to utilize counter space and storage
- Trash disposal in the sink
- Instant hot water by the sink
- Faucet by cooktop
- Trash compactor in the galley
- Side access door on the starboard side on the superstructure
- Slide access door from the dining area
- (2) Sliding panels
- 60Hz appliances
- Equipment of the galley includes: electric 5-burner Miele cook top, counter top with pot holder sink, Barazza hood for the cooking top, Miele conventional oven, Miele microwave oven, Miele refrigerator and freezer equipped with ice maker in stainless steel

## Master Stateroom

---

- Custom His & Hers Head arrangement
- Custom coffee table with hidden fridge inside, on portside
- Private access with separate staircase from the salon
- Lower deck lobby with storage area and additional washer and dryer
- King size bed with storage underneath
- (2) Nightstands with two drawers each
- (2) Reading lamps
- Indirect (neon) lights on ceiling
- Direct lights (halogen spotlights) on the ceiling
- Rope lights behind the panels beside the beds
- (2) Wide panoramic windows, one each side
- Opening porthole on portside and on starboard
- Custom dresser on starboard side window
- Walk in closet on portside
- Drawers columns on starboard and port sides
- TV on aft bulkhead
- Safe box

## Master Head

- Tecma Toilet
- Sink
- Mirror, shelves and cabinet under the sink
- Lights (halogen spotlights) on ceilings and above the sink
- Lamps on the sides of the mirror
- Watertight light inside the shower
- Custom glass tiled shower with column and central rain shower on ceiling, teak grating, teak bench and glass door
- Shower column, mirror trim, washing basin top and backsplash in marble
- Storage cabinet on hullside
- Marble flooring with wooden perimeter
- Opening porthole
- Venetian blinds

## VIP Stateroom

---

- Queen Bed
- Nightstand with storage
- In-suite Head
- Bedside lamps
- Indirect light (neon) on the ceiling
- Direct light (halogen spotlights) on the ceiling
- Rope light behind the panel of the headboard above the nightstand
- Wardrobe with hanging bar and drawer
- Opening porthole
- Curtains and upholstery
- Custom carpet flooring

## VIP Head

- Tecma Toilet
- Sink
- Mirror, shelves and cabinet under the sink
- Lights (halogen spotlights) on the ceilings and above the sink
- Watertight light inside the shower
- Lamps on the sides of the mirror
- Shower with column and central rain shower on ceiling, teak grating and glass door
- Shower column, mirror trim, washing basin top and backsplash in marble
- Marble flooring with wooden perimeter
- Opening porthole
- Venetian blind



---

## Guest Stateroom - Starboard

---

- Access from the lower deck corridor, through the staircase from the wheelhouse
- All TV's are recessed in the bulkheads in all cabins
- Queen Bed
- Nightstand with storage
- In -suite Head
- Indirect light (neon) on the ceiling
- Direct light (halogen spotlights) on the ceiling
- Rope light behind the panel of the headboard above the nightstand
- Wardrobe with hanging bar and drawer
- Opening porthole
- Curtains and upholstery
- Custom carpet flooring

---

## Guest Stateroom - Port

---

- Access from the lower deck corridor, through the staircase from the wheelhouse
- All TV's are recessed in the bulkheads in all cabins
- (2) Single beds with storage underneath, with mattresses, pillow and bedspreads
- Nightstand in the middle with four drawers
- Indirect light (neon) on the ceiling
- Direct light (halogen spotlights) on the ceiling
- Rope light behind the panel of the headboard above the nightstand
- Wardrobe with hanging bar and drawer
- Opening porthole
- Curtains and upholstery
- Custom carpet flooring

---

## Wheelhouse

---

Wheel House console equipped with:

- Custom Chart table with storage inside
- Storage cabinet on portside
- Custom console panel in Wheel House with back mounted instruments
- Sliding door under console with sliding printer shelf
- Wheel upholstered in leather
- Main engines controls
- Main engines and inverters gauges
- Bow and stern thruster control
- Navigation electronics

- Intercom controls

15" touchscreen to control and monitor the following systems:

- Generators
- 220V power system
- 24V power system
- Navigation lights, searchlight, horn, wipers
- Indicator/alarms of: fuel tanks level, water tank level, grey and black water tanks
- Bilges
- Batteries
- Fire alarm system

Central staircase to lower deck C-shaped sofa on portside with storage underneath and flag rack on the side Cherry wood table (2) Single helm seats Electrical panel placed on aft of the helm seats

## Navigation Systems

### Radar / Chartplotter 3D System

- Furuno NavNet 3D Black Box Multi Function Display Includes: Black box Processor Black box Control unit Pre-loaded w/NOAA raster charts for US LOCATION: WHEELHOUSE
- Furuno NavNet 3D Black box Control unit LOCATION: FLYBRIDGE Furuno NavNet 3D Open Array Radar Sensor - 24VDC Includes: NavNet 3D Gearbox Radar Sensor cable for NavNet 3D Furuno XN12A 4' Open Array Antenna
- Furuno NavNet 3D 6' Open Array Radar Sensor - 24VDC Includes: 25kW NavNet 3D Gearbox 6' Antenna Radiator Assembly Power Supply Unit Furuno XN13A 6' Open Array Antenna (2) KEP Marine 19" Pilothouse Marine Display (2) KEP Marine Rear Mount addition LOCATION: WHEELHOUSE
- (2) KEP-KEPM-15 KEP Marine 15" Sunlight readable Monitor LOCATION: FLY BRIDGE Furuno Black Box WAAS/GPS Receiver Shakespeare 4" High 1"-14 Thread SS mount
- Furuno Interswitch Hub for NavNet 3D
- GEF-EXT-DVI-CAT5X Gefen DVI CAT-5 Extreme
- Furuno FA-50 Class B AIS Transponder - 24V DC Includes: Transponder Unit Antenna GPA-017S Viewer FAISPC-MX Comrod 6dB 8' VHF Antenna 1" Deck-mounting flange Antenna Mount Shakespeare 4" High 1"-14 Thread SS mount Furuno Digital Black Box echosounder module for NavNet Airmar 600W 50/200kHz bronze Triducer - Speed/Depth/Temp Furuno FI503 Digital Data Display LOCATIONS: WHEELHOUSE, FLY, CAPTAIN'S CABIN

- Furuno NMEA Interface Kit
- Furuno NMEA 2000 Cable - 20m
- Furuno Bronze Thru-Hull Depth, Speed & Temp Sensor - NMEA2000 Rate Compensated Heading Sensor
- Furuno SC50 GPS Satellite Compass - 24VDC Includes: SC502 4.5" LCD Display, SC501 Processor unit, SC303 25.6" ANTENNA UNIT, 15m cable assembly

#### Loudhailer

- Furuno LH3000 30W Loudhailer w/4.5W intercom - 12VDC
- (2) Newmar 60W waterproof deck horn
- (1) Alfatronix 24VDC to 12VDC PowerVerter 6A

#### EPIRB

- Sailor SGE406-II Satellite EPIRB w/GPS & aut. release bracket

#### Autopilot

- Simrad AP50 Autopilot
- Includes: Display w/15m Robnet cable Rudder Feedback w/10m cable Compass w/15m cable J50 Junction Box LOCATION: WHEELHOUSE
- Simrad AP50 Control Unit Display w/15m Robnet cable LOCATION: FLY BRIDGE
- Simrad IS20 Rudder Display LOCATION: WHEELHOUSE + FLY BRIDGE
- Simrad TI51 Thruster Interface - part#: 22089189
- Simrad AT 10 Universal Simnet / Nmea Converter Simrad Installation Cable Kit

#### VHF

- (2) Icom M604 US VHF Marine Transceiver - Black Includes: Hand microphone & Mounting bracket Kit LOCATIONS: WHEELHOUSE + FLY
- (2) Comrod 6dB 8' VHF Antenna (2) Procom 1" Deck-mounting flange Antenna Mount Alfatronix 24VDC to 12VDC PowerVerter 6A TY NAV-COM CABLE & HARDWARE Package

#### USCG approved navigation lights

## Flybridge

- Custom Flybridge arrangement

- Marquipt swivel platform and extension with custom Flybridge cradle
- Crane on Flybridge, placed on aft bow direction, with upgraded capacity
- Hard top with electric retractable opening
- Second radar arch
- Pair of spotlights recessed in the fiberglass on aft Flybridge
- (4) Swiveling stools at custom shaped bar
- Teak floor on Flybridge
- (2) Subzero fridge drawers
- Custom Barbecue in central position with storage underneath for gas tank and BBQ Kit) and storage lockers on both sides
- Barbecue with Stainless steel cover with internal light over the grill and both counter tops on the sides. Barbecue cover to be, when closed, inline with the side counter tops
- Glendinning hose for fresh water installed in the barbecue cabinet
- Portable outdoor TV with ports on Flybridge and Aft Deck
- Electric curtain to cover the aft area, from roll bar to crane
- Wash down connection on Flybridge through sink plumbing
- Additional hardtop controls on the Flybridge console
- (2) US Specified life rafts seating six each

## Deck and Hull

---

- Awlgrip painted Hull and Superstructure (furniture included) : WHITE
- Additional pairs of midship cleats (four in total each side)
- Hull side rub rail in rubber and stainless steel on the side cigars and around the swim platform.
- (4) Bulwark side gates
- Over sized davit
- Pop up cleats on the swim platform
- (2) U-shaped removable handrails on the swim platform
- No. 8 OCEAN LED underwater lights: two on the aft under the swim platform, two on each side on aft and one each side under the Master Cabin windows
- Two bases for umbrellas on the swim platform
- Marquipt ladder with swiveled platform and brackets on each side
- Stainless steel rub rail on the swim platform and the side cigars
- All locker doors installed with gas pistons
- Stainless steel strips added on the out board side of the Bow fairleads, to protect the gel coat from friction with mooring lines

## Cockpit

---

- Custom High/Low Aft Deck table with central removable extension
- C-shaped fiberglass settee for 6 people, with cushions

- 3 Custom wicker chairs
- Salon door in tempered glass and stainless steel divided into four sections
- Stainless steel handrail on both sides of the settee
- Control panel for the gangway and the swim platform, placed in the handrail on starboard side of the settee
- Stainless steel handrails for the staircase to the Flybridge
- (2) Stainless steel pillars to sustain the Flybridge structure
- (2) Stainless steel gates to access the swim platform
- Fresh water inlets on port and starboard side
- Watertight halogen lights on the ceiling
- Covers for the settee and the table Drainage holes
- Backlit name on Transom
- Hydraulic lifting swim platform with a max capacity of 1.100 kg. Teak floor and grating
- Structural staircases with teak steps on both sides of the transom to access the swim platform. Stainless steel handrail on the external side of each staircase
- Electro-hydraulic retractable gangway in stainless steel and teak on transom, starboard side
- Water shore connection, shower, fresh water outlet on transom, portside
- Shore power inlets, TV and telephone inlets placed on transom, starboard side
- Black water shore discharge system on starboard side
- Watertight door to access lower deck/crew quarters placed in the middle of the transom

## Bow

---

- Bimini top above bow seating area
- Chain storage with drainage
- Chain washer through the fire extinguisher hose
- Sunbathing cushions area with railings on the superstructure
- C-shaped sofa integrated in the superstructure, with cushions and backrest
- Watertight halogen lights recessed in the fiberglass placed in the sofa area and in the bow mooring area
- (2) Teak coffee tables with stainless steel high/low base, teak filler to make one large table
- (2) Electric wipers for forward windows
- Black mesh for the front wheelhouse windscreen
- Emergency escape hatch from the VIP cabin
- Covers for the teak tables, sofa and sunbathing cushions

## Mechanical Equipment

---

### Fuel Systems

- One day tank placed on the bow bulkhead in engine room and one structural tank

positioned midship

- Total capacity: 12,000 lt.(3,170 gals.)
- Each tank is provided with breather pipe and electric sensor for level monitoring.
- Fuel levels and their alarms are visible in wheelhouse and on the main electrical panel
- Fuel filling operation is carry out by filling both tanks
- Reversible 220 V AC electro-pump, automatic and manual, with a capacity of 65 l/min (37 gals/h), to transfer fuel
- Duplex RACOR filters on engines type 75/1000 MA
- Single RACOR filter on generators type 5

## Electrical Equipment

---

- Gel Batteries
- (2) 100A inlets + TV and phone inlets in the storage locker on Bow
- All courtesy lights are LED
- The whole system has been carried out according to the I.E.C. an C.E.I. rules
- The voltages on board are the following: - 220 V a.c. triphase, 60 Hz, for power circuits - 220 V a.c. single phase
- 60 Hz, for: - - lights in the engines room, - - neon lights - - electrical outlets
- 24 V c.c. with grounded negative for: - - engines starter - - emergency circuits - - spotlights, headboards and courtesy lights - - little users - - navigation lights - - electronics
- 12 V c.c. with grounded negative for: - - generators starter
- Electrical wiring is housed in metal or self-extinguishing closed PVC conduits
- Electrical wiring is constructed with no flammable materials and with proper cross section related to the use
- Additional empty conduits (40 mm of diameter) in the following areas: - One conduit from the roll bar (starboard side) to the technical area under the wheelhouse console - One conduit from roll bar (portside) to the technical area under the wheelhouse console - One conduit from the technical area under the wheelhouse console to the bilge - One conduit from the technical area under the wheelhouse console to the ceiling of the engines room - One conduit from the ceiling of the engines room to the crew quarters ceiling
- Principal electrical control panels are installed in: - engine room - wheelhouse
- Secondary electrical panels are installed in all areas of the yacht
- All equipment have ground junctions with adequate cords and braiding of copper with proper cross section
- The ground system is the following: - ground system for machinery, sea water intakes, etc..;

- ground system for electrical circuits, which joins all control panel grounds and electrical equipment grounds

- The ground system is made up by two copper straps all along the length of the yacht, connected to: - aft zincs - independent porous plates
- Dimmered lights for all internal ceiling lights (galley and heads excluded)
- GFCI for outlets placed externally, in the technical areas, in the heads and in the galley
- (2) 60Hz Generators
- 2x Generator hours: P: 2612/S: 2584 as of Jan. 2016
- Stabilizers: Trac Zero-Speeds

## Safety & Fire Protection

---

- Portable extinguishers in all the areas of the yacht
- FM200 fire extinguisher system for the main engines: Manual control station, placed on aft portside of superstructure
- Cabinet placed under the staircase to the crew quarters with the following items: one 108 Kg bottle FM200 one CO2 pilot bottle
- FM200 activation
- CO2 fire extinguishing system for engine room
- Shut off of the ventilation and extraction ducts in engines room
- Shut off of the fuel valve at the day tanks
- Connection to the electrical system for the switching off of the air intakes and extractor of the engines room and the electrical pump for fuel transfer
- N.2 nozzles placed on the engines room ceiling
- (2) Fire extinguisher hoses placed as follows: one on aft, under the staircase to the upper deck, one on bow, next to the anchor winch
- Smoke detectors are placed in the following areas: (2) Engineer's cabin area, dinette crew area, lower deck corridor, master stateroom, galley, salon/dining area, wheelhouse.
- Technical area under the wheelhouse

## Broker's Comment

---

BELLA VITA is the popular 95' Azimut model and is found in excellent condition. She is a one-owner, U.S. spec boat with a split layout with four stateroom plus crew. She was built to a high standard with knowledgeable oversight throughout her build and many quality upgrades including a full exterior paint job in lieu of gelcoat finish. Lightly used and never chartered, she is ready to cruise at a moment's notice.

## Exclusions

---

---

Complete exclusion list will be offered at time of formal offer.

## **Exclusions**

---

Owner's personal belongings.

## **Disclaimer**


---

The Company offers the details of this vessel or yacht in good faith but cannot guarantee or warrant the accuracy of this information nor warrant the condition of the vessel. A buyer should instruct his representatives, agents, or his surveyors, to investigate such details as the buyer desires validated. This vessel or yacht is offered subject to prior sale, price change, or withdrawal without notice.



# PHOTOS







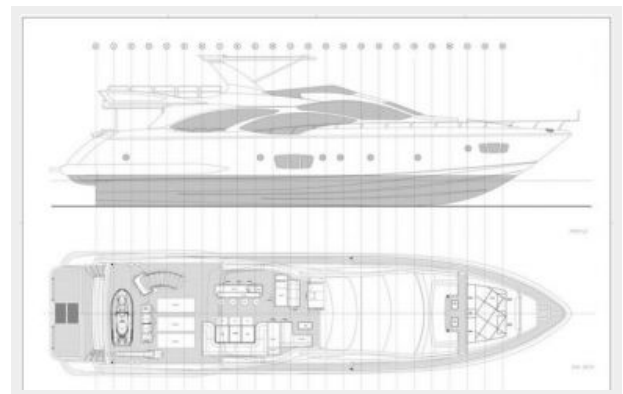




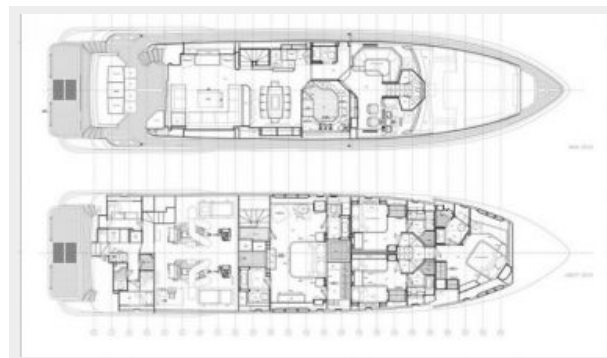




## General Arrangement



## General Arrangement



# CONTACTS

---

Andrey Shestakov, leading yacht broker of the sales department of Shestakov Yacht Sales Inc. Shestakov Yacht Sales Inc., the official representative of the Miami/Fort Lauderdale FL headquarters.

## Contact details

---

Email:  
**andrey@shestakovyachtsales.com**

Web: [shestakovyachtsales.com/en/](http://shestakovyachtsales.com/en/)

## Telephones

---

USA: **+1(954)274-4435**

## Office hours

---

Monday – Saturday: **9:00 - 21:00 EDT**

Sunday: **closed**

## Address

---



Harbour Towne Marina, 850 NE 3rd St,  
STE 213, Dania, FL 33004