

AQUAPLANE — BOSTON WHALER



Builder: BOSTON WHALER

Year Built: 2009

Model: Sport Fisherman

Price: PRICE ON APPLICATION

Location: United States

LOA: 35' 0" (10.67m)

Beam: 11' 8" (3.56m)

Min Draft: 1' 10" (0.56m)

Cruise Speed: 30 Kts. (35 MPH)

Max Speed: 50 Kts. (58 MPH)

Our experienced yacht broker, Andrey Shestakov, will help you choose and buy a yacht that best suits your needs **Aquaplane — BOSTON WHALER** from **our catalogue**. Presently, at **Shestakov Yacht Sales Inc.**, we have a wide variety of yachts available on **our sale's list**. We also work in close contact with all the big **yacht manufacturers** from all over the world.

If you would like to buy a yacht **Aquaplane — BOSTON WHALER** or would like help answering any questions concerning purchasing, selling or chartering a yacht, please call **+1(954)274-4435**

TABLE OF CONTENTS

TABLE OF CONTENTS	2
SPECIFICATIONS	5
Overview	5
Basic Information	5
Dimensions	5
Speed, Capacities and Weight	5
Accommodations	5
Hull and Deck Information	6
Engine Information	6
DETAILED INFORMATION	7
Specifications	7
Loaded Options	7
Interior Features	7
Galley	7
Starboard Settee	7
Forward Berth	8
Mid-Berth	8
Head	8
Windshield / Hardtop	8
Deck Equipment	8
Electronics	8
Cockpit	9
Storage	9
Electrical Equipment	9
Mechanical	9
Engines	9
Exclusions	10
Disclaimer	10

PHOTOS	11
Cabin	11
Galley	11
Galley	11
Settee	11
Settee	11
TV	11
Forwad Stateroom	11
Closet	11
Head	12
Head	12
Electrical Panel	12
Electrical Panel	12
Helm	12
Helm	12
Helm	12
Helm	12
Helm	12
Helm	13
Captain's Chair	13
Companion Seat	13
Grill	13
Enclosure	13
Helm Lounge	13
Cockpit	13
Cockpit seating	13
Aft Seat	14
Windlass	14
Bow	14
Underwater Lights	14

Thruster	14
Engines	14
Aquaplane	14
Aquaplane	14
Aquaplane	15
CONTACTS	16
Contact details	16
Telephones	16
Office hours	16
Address	16

SPECIFICATIONS

Overview

This 345 Conquest is stored on a lift, and is the largest, most comfortable and capable Unibond cabin boat in Whaler history. Along with unsinkable safety that only a Whaler can provide, this boat is configured for maximum enjoyment of deep water fishing, cruising and dockside socializing. Best-In-Class features include the integrated windshield and hardtop, a centerline helm and a luxurious interior, dual zone A/C along with a smooth, dry ride and exceptional performance. She is loaded with options.

Engines just serviced! Detailed every week!

Call today to view this pristine Whaler! It will not disappoint!

Basic Information

Category: Sport Fisherman

Model Year: 2009

Year Built: 2009

Country: United States

Dimensions

LOA: 35' 0" (10.67m)

Beam: 11' 8" (3.56m)

Min Draft: 1' 10" (0.56m)

Speed, Capacities and Weight

Cruise Speed: 30 Kts. (35 MPH)

Max Speed: 50 Kts. (58 MPH)

Displacement: 15000 Pounds

Water Capacity: 45 Gallons

Holding Tank: 20 Gallons

Fuel Capacity: 420 Gallons

Accommodations

Total Cabins: 1

Hull and Deck Information

Hull Material: Fiberglass

Engine Information

Engines: 3

Manufacturer: Mercury

Model: Verado 4 Stroke

Engine Type: Outboard

Fuel Type: Gas/Petrol

DETAILED INFORMATION

Specifications

LOA: 35' 11" (10.95 m) (with pulpit) Beam: 11' 8" (3.56 m) Draft: 22" (.56 m) Weight (dry, no engine): 14,200 lbs (6,441.0 kg) Maximum Weight Capacity: 5,580 lbs (2,531 kg) Persons Capacity: 14 Deadrise at Transom: 20° Fuel Capacity: 421 gallons (1,594 L) Transom Height: 30" (.76 m) Water Capacity: 45 gallons (170.3 L) Waste Capacity: 20 gallons (75.71 L) Bridge Clearance with Radar: 11' 1" (3.38 m) Centerline Length: 34' (10.36 m) (hull only) Transom Angle: 15° Cockpit Depth: 28" (.71 m)

Loaded Options

Dual zone A/C Dual Raymarine C140W widescreen navigation Dual ICom VHF Radios - 506 Auto-Pilot Radar 4kw 48Mi Chart Plotter XM Satellite weather Hailer Spotlight Cockpit Grill Cockpit Freezer Dual cockpit fold down benches Underwater LED lights Radial Outrigger Sun Lounge pad Helm deck window cover Panda 8kw Generator Bow thruster

Interior Features

Cabin lights with dimmer switches Dockside TV / phone inlets DVD player Fixed portholes (4) 20" at screen HDTV Hardwood cabin sole Lockable acrylic cabin door Stereo system - Clarion AM / FM digital with CD player, iPod controls, 6 JL Audio waterproof speakers (2 cabin, 4 cockpit), remote control at helm, USB and MP3 inputs Satellite radio ready

Galley

Electric at cook-top with touch controls Microwave with built-in coffee maker Solid surface countertop Refrigerator 12-V / 120-V (3.9 cubic feet) Sink with hot and cold water faucet Trash receptacle Wood grain nish cabinets with storage

Starboard Settee

Coverts to single berth Rod storage with accent lighting Throw pillows Removable Wood table with base

Forward Berth

Carbon monoxide detector Island bed with fitted sheet, comforter, two regular size pillowcases and throw pillows Opening hatch with solar shade and sky screen Powered headrest

Mid-Berth

Carbon monoxide detector Hardwood cabin sole Privacy curtain Reading light Throw pillows U-shape seating that converts to berth

Head

Shower sump pump Vacu-Flush toilet, holding tank, dockside pump-out, overboard discharge and tank level indicator Solid surface vanity countertop Powered ventilation Pullout showerhead with mixer valve Sink with hot and cold faucet Soap and toothbrush holder

Windshield / Hardtop

Aft polycarbonate curtain with door Cockpit overhead lights Dome courtesy / chart lights with red and white lenses Integrated windshield and hardtop Windshield wipers Hardtop with electronics mounting surface Overhead opening deck hatches (2) JL Audio integrated stereo speakers (4) Rod holders (6)

Deck Equipment

All Hardware 316-L Stainless Steel Vinyl ester barrier coat Insulated bait tank with light, raw water fill and flow control Tackle center with drawer storage Rod storage in cabin Large fish boxes with electric pump-out in cockpit deck Cockpit coaming bolsters - New 2015 Cockpit shower with hot and cold water Self bailing cockpit Anchor locker freshwater washdown system Integral bow pulpit with stainless steel roller assembly Acrylic transom door with stainless steel latch Covered telescoping stainless steel swim ladder with stainless steel grab rail

Electronics

(2) Raymarine C140 14" touch screen color multifunction display Raymarine 48-mile High Definition Radar with open array Raymarine Digital Depth/fish finder with thru-hull

transducer Raymarine Digital WAAS GPS plotter Raymarine Autopilot with GPS interface Scanning VHF radio Spotlight with Helm remote Clarion stereo with remote control at helm, JL Audio speakers - Cockpit XM Satellite Radio

Cockpit

Portside sink Built-in Bar-B-Que Fiberglass carry on cooler with cushion Drawer and tackle storage Refrigerator / freezer Center helm layout Air conditioning/Heat units (Cabin & Helm Deck) with vents Center helm seat with premium pedestal, vertical adjustment, adjustable slide and cushions Helm and companion footrests Fold-away stern bench seat Port lounge Slide out cockpit cooler seat with cushion Starboard companion seat with adjustable slide bolster

Storage

Bilge storage tray Bow anchor locker with drains Cabin interior rod racks (4) Cedar lined hanging locker with light Downrigger weight holders (4) Fire extinguisher pocket Forward berth gunnel storage shelf In deck shboxes with pump-out (2) Storage cabinets at galley Storage drawer under starboard seat Storage tray under island bed Storage under port lounge Storage under starboard settee Under gunnel rod racks (4)

Electrical Equipment

Diesel generator (8 kW) in sound shield with 25-gallon fuel tank - 266 hrs Dual 30 amp shore power inlets (4) New series 27 Batteries Battery switches with parallel (2) Shore power cord and connection 30amp Automatic battery charger Dedicated bow thruster battery bank with charger

Mechanical

Fuel tanks (2 for 420 gallons total / Aft 280 Fwd 140) Tilt steering Cabin air conditioning (12,000 BTU), reverse cycle Cockpit air conditioning (18,000 BTU), reverse cycle Electric dual trumpet horns Automatic bilge pumps High water bilge pump with alarm Dockside hook up and tank level indicator for hot and cold pressurized water system Electric trim tabs with indicator LED Navigation lights Livewell (40-gallon) with raw-water ll and light Raw-water washdown Anchor winch Anchor with chain and rode Freshwater tank (45-gallons)

Engines

Triple 250 horse power Mercury® Verado Four-Stroke engines (445 hours) Color Vessel View 7" computer display Electronic engine control Network connection to electronics package for navigation and fuel economy

Exclusions

Owner's personal belongings.

Disclaimer

The Company offers the details of this vessel or yacht in good faith but cannot guarantee or warrant the accuracy of this information nor warrant the condition of the vessel. A buyer should instruct his representatives, agents, or his surveyors, to investigate such details as the buyer desires validated. This vessel or yacht is offered subject to prior sale, price change, or withdrawal without notice.

PHOTOS

Cabin




Galley



Galley




Settee



Settee



TV



Forwad Stateroom



Closet



Head



Head



Electrical Panel



Electrical Panel



Helm



Helm



Helm



Helm



Helm



Captain's Chair



Companion Seat




Grill



Enclosure



Helm Lounge



Cockpit



Cockpit seating



Aft Seat



Windlass



Bow



Underwater Lights



Thruster



Engines




Aquaplane



Aquaplane



Aquaplane



CONTACTS

Andrey Shestakov, leading yacht broker of the sales department of Shestakov Yacht Sales Inc. Shestakov Yacht Sales Inc., the official representative of the Miami/Fort Lauderdale FL headquarters.

Contact details

Email: **andrey@shestakovyachtsales.com**

Web: shestakovyachtsales.com/en/

Telephones

USA: **+1(954)274-4435**

Office hours

Monday – Saturday: **9:00 - 21:00** EDT

Sunday: **closed**

Address



Harbour Towne Marina, 850 NE 3rd St, STE 213, Dania, FL 33004