

NO NAME — BERING YACHTS



Судостроитель: BERING YACHTS

Год постройки: 2015

Модель: Моторная яхта

Цена: ЦЕНА ЯХТЫ ПО ЗАПРОСУ

Местонахождение: Turkey

Длина общая: 70' 3" (21.41m)

Крейс. скорость: 9 Kts. (10 MPH)

Макс. скорость: 11 Kts. (13 MPH)

Купить **No Name — BERING YACHTS** а также выбрать подходящую вам яхту из нашего **каталога яхт** вам поможет опытный яхтенный брокер Андрей Шестаков. На сегодняшний день компания **Shestakov Yacht Sales Inc.** имеет большое количество яхт в **собственном списке продаж**, а также тесно сотрудничает со всеми крупными **яхтенными производителями** по всему миру.

Для того чтобы купить яхту **No Name — BERING YACHTS** а также проконсультироваться по любому вопросу связанному с покупкой, продажей, чартером яхт позвоните по телефону **+7(918)465-66-44**.

ОГЛАВЛЕНИЕ

ОГЛАВЛЕНИЕ	2
ХАРАКТЕРИСТИКИ	4
Обзор	4
Основная информация	4
Размеры	4
Скорость, вместимость и масса	4
Размещение	5
Корпус и палуба	5
Информация о двигателе	5
ПОДРОБНОЕ ОПИСАНИЕ	6
Salon	6
Galley	6
Pilothouse	6
Electronics	6
Companionway	7
Master Stateroom	7
Master Head	7
VIP Stateroom 1	7
VIP Head	7
Guest Stateroom 1	8
Guest Head	8
Guest Cabin at Cockpit	8
Crew Cabin at Forepeak	8
Mechanical	8
Electrical Equipment	9
Boat Deck	9
Mooring System	9
Fly Bridge	9

Hull	10
Исключения	10
Отказ от ответственности	10
ФОТОГРАФИИ	11
КОНТАКТЫ	13
Контактная информация	13
Телефоны	13
Время работы	13
Адрес	13

ХАРАКТЕРИСТИКИ

Обзор

Основная информация

Тип судна: Моторная яхта	Подкатегория: Водоизмещение
Модельный год: 2015	Год постройки: 2015
Страна: Turkey	Верх: Open
Открытая палуба мостика: Да	

Размеры

Длина общая: 70' 3" (21.41m)	Длина по ватерлинии: 67' 0" (20.42m)
Трапы: 22' 0" (6.71m)	

Скорость, вместимость и масса

Крейс. скорость: 9 Kts. (10 MPH)	Макс. скорость: 11 Kts. (13 MPH)
Водоизмещение: 124000 Pounds	Вместимость воды: 245 Gallons
Объем топливного бака: 1262 Gallons	

Размещение

Всего кают: 3

Всего коек: 6

Всего ком. состава: 2

Каюты экипажа: 2

Койки экипажа: 4

Спальных мест экипажа: 4

Комм. состав экипажа: 1

Корпус и палуба

Материал корпуса: Steel

Материал палубы: Fiberglass

Комплектация корпуса: Full
Displacement

Цвет корпуса: grey

Информация о двигателе

Двигатели: 2

Производитель: Cummins

Модель: QSB 6.7

Тип двигателя: Inboard

Тип топлива: Diesel

ПОДРОБНОЕ ОПИСАНИЕ

Salon

Wood flooring Bulkheads and doors are wood veneer with matte varnish finish. Interior furniture Mahogany wood with 60% gloss varnish. Staircase to flybridge on the port side of the saloon. LED ceiling lights Built-in media center L-shaped settee starboard side w/storage lockers & coffee table AC 24 kBTU

Galley

Wood flooring Port side L shape galley counter, with Corian counter top. Dining island at the end of the countertop. (4) Counter stools. Storage lockers and drawers (2) Pantries. Electric 4 burner glass top cooktop with overhead air vent Large stainless steel basin sink with garbage disposal 0.5 HP Bosch dishwasher Trash compactor Bosch microwave/convection oven Stainless steel ice maker Bosch clothes dryer (2) Cruise 200 classic side by side Fridge/Freezers AC 12 kBTU

Pilothouse

Wood flooring (2) Bofor aluminium weather tight doors - port and starboard. Forward windows (3 front and two side) are 15 mm tempered glass with built-in electric heating wires for defrosting. Side windows are tinted glass with pleated window blinds. Red LED lights above the dash console Amber lights above the chart table. Custom made pilot house navigation console 30" diameter stainless steel destroyer steering wheel with wooden accents. (1) Helm chair with foot rest. L-shaped leather upholstered helm bench settee w/varnished teak table. Chart tables on both sides of navigation console Aquatic audio system Search light Jabsco 24V (3) Exalto windshield wiper controls in pilothouse. Exalto windshield washdown control in the pilothouse. Pontoon watermaker digital control panel in the pilothouse. Search light switch with remote controls in the pilothouse and on the flybridge. Buell dual trumpet marine horn switch in the pilothouse and on the flybridge.

Electronics

(2) Units Furuno TZ touch - TZTBB electronic system (2) 19" Hatteland marine monitors in pilot house 19" Hatteland marine monitors in flybridge" (3) FI70 Furuno Color LCD display 6KW open array radar antenna, 48 mi. GPS receiver and sensor Satellite compass Furuno SC30 EPIRB Class A B265LH dual frequency transducer Furuno FA 50 AIS Class B Transponder Furuno navpilot 711C with two control units (3) VHF antennas Night vision color cameras in the engine room Night vision color camera

on the mast , looking aft Iridium 9595 Satelite marine phone set Furuno autopilot with computer heads in the pilot house and fly bridge (2) Icom VHF radio IC-M400BB with HM-195B/SW remote handset radios with distress call button, operational from anywhere on the boat. Weather station (6) Hizmar analog fuel tank level gauges and (2) visual fuel gauges on each day tank. Dometic analog level gauge for fresh water tanks and visual water gauge on fresh water tank in cofferdam. Dometic analog gray water tank level gauge. Dometic analog black water tank level gauge. Fireboy FR-8000 central smoke alarm system with one monitor. Fireboy engine room fire alarm.

Companionway

Wood flooring Watertight door to master staterooms Storage compartments under the stairs. Storage cabinets.

Master Stateroom

Wood flooring Screens on each side, covering potholes King-size bed. (1800x2000 mm). Night stands with drawers. Large wardrobe with upper cabinets AC 12kBTU

Master Head

Ceramic tile floors Ceramic tile walls Porthole with pleated window blinds Vanity with Corian countertop. Ceramic sink Mirrors above the vanity. Shower cabin with glass door. Stainless steel shower. SeaLand (Dometic) MasterFlush fresh water toilet with bidet. Electric towel dryer. Exhaust ventilation.

VIP Stateroom 1

Wood flooring Screens on each side, covering potholes. Queen size bed Night stands with drawers. Large wardrobe with upper cabinets. AC 9 kBTU

VIP Head

Ceramic tile floors. Ceramic tile walls. Porthole with pleated window blinds. Vanity with Corian countertop. Ceramic sink Mirrors above the vanity Shower cabin with glass door. Stainless steel shower. Exhaust ventilation. SeaLand (Dometic) MasterFlush fresh water toilet with bidet

Guest Stateroom 1

Wood flooring Screens on each side, covering potholes. (2) LED reading lights over the bed Single bulk size bed. Night stands with drawers. Large wardrobe with upper cabinets AC 9 kBTU

Guest Head

Ceramic tile floors. Ceramic tile walls. Porthole with pleated window blinds Vanity with Corian countertop. Ceramic sink Premium shower head. Electric towel dryer. Storage shelves

Guest Cabin at Cockpit

Wood flooring Wood walls Twin size bed

Crew Cabin at Forepeak

PVC floor PVC Walls (1) Twin size bed. Overhead direct lights. Cabinet Toilet Sink Shower Ventilation system

Mechanical

(2) Cummins QSB 6.7 305hpZF-W236 transmissions 3.98:1 reduction gear w/PTO Glendinning EEC4 electronic engine controls pilot house and flybridge. Dual engine color display in the in pilot house and flybridge Seatorque ST-250 shafts 5 Blade 750mm NiBrAl propellers Reverso GP-3012-24 oil exchange system Reverso fuel polishing and transfer system (2) CEM engine exhaust blowers (2) Groco 75/1000 dual fuel filters for main engines (2) Groco sea water strainers for engine cooling systems (2) Vertical combo sep mufflers Seakeeper M16 stabilization Sidepower 15hp bow thruster Sidepower 15hp stern thruster Hydraulic Hydraulic Hidromarin HDM300 power steering, with emergency manual tiller (10) Johnson 2,200 gallons/hour bilge pumps. CEMelectric self-priming centrifugal emergency bilge/fire pump Racor 75/1000 filters for Cummins engines Racor 1000 fuel filters for Onan generators 26 gls Dometic PT-102 water accumulator pressure tank. UV in-line water filter (2) Sea Chests (2) Raritan 20 gls marine water heaters Pontoon watermaker 2,000 L per day. (2) Main fuel tanks. Total 1,262 gal (2) "Day Tank" fuel tanks. Total capacity 264 galMaretron DSM 250 fuel level sentry four tanks monitor with analog sensor in each main fuel tank. Visual fuel gauges on two main tanks. Maretron DSM 250 fuel level sentry monitor with analog sensor in each day tank. Visual fuel gauges on each day tank.

Electrical Equipment

110V, 60Hz Onan 22.5 kW w/soundshield Onan 13.5 kW w/soundshield (2) 60 A alternators Glendinning shore cable winch 50 A (2) 50 Amp shore power breaker boxes. (2) Victron 24/3000/70-50 Multiplus inverter-charger, 115/240 V,50Hz (2) 230 A/h Victron AGM batteries for the engines start (2) 230A/h Victron AGM batteries for the generators (8) 230 A/h Victron batteries for house system and nav/com electronics. (4) Victron 24/60 charger for bow and stern thruster Victron 24 V DC to 12 V DC 24/30 charger located in the pilot house. Webasto entral chilled water system 66 Kbtu with reverse cycle heating. Auxiliary electric heaters (5) Webasto AC units Orion 24/12-25A DC-DC converter Victron Phoenix Charger 12/30. Fireboy AP65-PESD-02-TB-R smoke and heat alarm sensor. Fireboy CMD-4MR CO alarm. Fireboy Xintex automatic deployment fire suppression canisters.

Boat Deck

Teak decks 44" Stainless steel 2" safety rails. (2) Quick3500 electrical winches with on deck foot switches. Digital chain counters. Dual chain stoppers with tensioners. Stainless steel, grooved bow rollers. Heavy duty stainless steel bollards. Glendenning retractable shore cable system. Pantograph 790x1490 mm water-tight door on the transom of the boat to the engine room. Hot/cold transom shower. Fresh water faucets. (4) 12" stainless steel fold-down cleats.

Mooring System

2) 80 Kg H type stainless steel anchors. Fitted using 316 stainless steel pockets - port and starboard. Divided chain locker with fresh water flush system, drains overboard. Fender storage in the chain locker. 125m of 12mm zinc coated anchor chain per side. Rated for high working loads. 316 polished stainless steel bow protection plate. (2) Electric anchor winches, Quick 24 V/3500, 14mm, with electric motor, with foot switches, two chain stoppers/rollers. (2) Capstan Windlass 1000W, 24V (6) 12" Heavy duty stainless steel bollards installed on bow and aft deck on each side of the boat. (4) Stainless steel cleat/chocks 12" for fore and mid ship docking lines placed on the bulwark forward and midship. All mooring components are polished stainless steel with chafe guards.

Fly Bridge

Steelhead ES-1000 four function hydraulic yacht crane with 12' reach and 1,000 lbs. lifting capacity with remote control. Custom fabricated fiberglass dinghy cradle with tie down securing straps - optional. (2) 8 person SOLAS life rafts installed, one to port, one to starboard. Access from the aft stairs that lead up to the boat deck. Fiberglass dash

console. 30" diameter stainless steel destroyer steering wheel. LeBroc LX II helm chair with white leather and folding foot rest. Scupper drains for rapid evacuation of water overboard. Fiberglass molded-in settees with storage beneath. Folding table in front of settees. Fiberglass counter top with built-in sink and faucet. Barbeque Cabinet for gas tank Chest Fridge Cabinet for chest fridge Settee around the aftside Guardrails Fresh water wash down hose bib. Fiberglass rigid roof with stainless steel pillars. Stylized fiberglass mast to support and mount navigation antennas, radar arrays, communication domes and lights. Searchlight Jabsco 24V with joystick (remote control) operation from the pilot house and on the flybridge. Dual trumpet air horn. Aquatic audio system. 44" high stainless steel safety rails.

Hull

Hull constructed of marine steel A-36. Bottom plates and integrated tanks sides -6mm, hull sides-6mm, superstructure and fly bridge, hard top and mast are made of fiberglass.

(4) Bulkheads reinforced steel and acoustically and thermally insulated SoundDeck composite sound insulation between the engine room and living quarters. (3) coats of Teknomarine antifouling paint of hull below waterline Alexsealpaint for Hull and Superstructure (Midnight Gray Hull, Flint Black Superstructure, silver boot stripe) Faring above waterline with Alexseal paint Interior steel surfaces treated with epoxy paint Zinc anodes on rudders





Исключения


При продаже яхты исключаются личные вещи владельца.

Отказ от ответственности

Компания предоставляет описание судна или яхты добросовестно, но не может гарантировать точность этой информации, а также не ручается за техническое состояние. Покупатель должен проинструктировать своих агентов или оценщиков исследовать представленную информацию более подробно, по собственному желанию. Продажа судна или яхты, изменение цены или снятие с продажи будет происходить без предварительного уведомления.

ФОТОГРАФИИ





КОНТАКТЫ

Андрей Шестаков (Andrey Shestakov) – ведущий яхтенный брокер отдела продаж яхт и судов компании Shestakov Yacht Sales Inc. Официальный представитель Shestakov Yacht Sales Inc. для русскоговорящих клиентов в центральном офисе компании в Майами/Форт Лодердейл/Флорида/США.

Контактная информация

Email: **andrey@shestakovyachtsales.com**

Web: shestakovyachtsales.com

Телефоны

Краснодарский край: **+7(918)465-66-44**

США, Майами, Флорида: **+1(954)274-4435**

Время работы

Понедельник – Суббота: **9:00 - 21:00** EDT

Воскресенье: **Закрето**

Адрес



Harbour Towne Marina, 850 NE 3rd St, STE 213, Dania, FL 33004