

PURE CIN — SEA RAY



Builder: SEA RAY

Year Built: 2005

Model: Cruiser

Price: PRICE ON APPLICATION

Location: United States

LOA: 46' 0" (14.02m)

Beam: 14' 8" (4.47m)

Max Draft: 3' 7" (1.09m)

Cruise Speed: 24.331334776 Kts. (28 MPH)

Max Speed: 28.676215986 Kts. (33 MPH)

Our experienced yacht broker, Andrey Shestakov, will help you choose and buy a yacht that best suits your needs **Pure Cin — SEA RAY** from **our catalogue**. Presently, at **Shestakov Yacht Sales Inc.**, we have a wide variety of yachts available on **our sale's list**. We also work in close contact with all the big **yacht manufacturers** from all over the world.

If you would like to buy a yacht **Pure Cin — SEA RAY** or would like help answering any questions concerning purchasing, selling or chartering a yacht, please call **+1(954)274-4435**

TABLE OF CONTENTS

TABLE OF CONTENTS	2
SPECIFICATIONS	3
Overview	3
Basic Information	3
Dimensions	3
Speed, Capacities and Weight	4
Accommodations	4
Hull and Deck Information	4
Engine Information	4
DETAILED INFORMATION	5
Broker Comments and Updates	5
Test Results	5
Hull & Deck Features	6
Cabin Features	7
Technical Features	9
Exclusions	11
Disclaimer	11
PHOTOS	13
CONTACTS	28
Contact details	28
Telephones	28
Office hours	28
Address	28

SPECIFICATIONS

Overview

This one owner Sea Ray 460 Sundancer exudes pride of ownership in every detail from its flawless cabin, shiny exterior and tidy bilge! There are 3 unique canvas options aft, from a drop curtain, sun shade and full cover. One of the largest domestic express yachts, the Sea Ray 460 Sundancer is an impressive blend of American sporty styling, luxurious accommodations, and state-of-the-art construction. While the styling was perhaps more conservative than most European express yachts of her era, a wide beam and an expansive two-stateroom, two-head floor plan provide the 460 with cabin dimensions that European imports—with their relatively narrow beams—could only envy. Sea Ray interiors have always been among the best in the business, and the accommodations of the 460 are impressive in every respect. The mid-stateroom, complete with an enclosed head and washer/dryer, offers complete privacy behind sliding pocket doors. (Note that the settees in both the salon and mid-stateroom convert to double berth.) In the cockpit, the facing aft settees convert electrically into a huge sun pad. A gas-assist hatch provides easy access to the engine room. An extended swim platform was standard. Twin 446hp V-drive Cummins diesels cruise the 460 Sundancer in the 23-25 knots (28-29 knots top). This boat recently went thru a stem to stern service & detail from A/C systems, full engine service 2014, cooling system flush 2014, new hoses & clamps, impellers, racors, fuel filters, new a/c compressors, new EZ2CY enclosure, new stamoid canvas aft, new batteries, this list is long and distinguished. Don't be fooled this yacht is in great shape all the time not just in preparation for sale. Make your appointment for a private showing today.

Basic Information

Category: Cruiser

Model Year: 2005

Year Built: 2005

Country: United States

Vessel Top: Hardtop

Dimensions

LOA: 46' 0" (14.02m)

Beam: 14' 8" (4.47m)

Max Draft: 3' 7" (1.09m)

Clearance: 13' 10" (4.22m)

Speed, Capacities and Weight

Cruise Speed: 24.331334776 Kts. (28 MPH) **Cruise Speed RPM:** 2350 Kts.

Max Speed: 28.676215986 Kts. (33 MPH)

Max Speed RPM: 2650 Kts.

Displacement: 33600 Pounds

Water Capacity: 100 Gallons

Holding Tank: 60 Gallons

Fuel Capacity: 400 Gallons

Accommodations

Total Cabins: 2

Sleeps: 6

Total Heads: 2

Hull and Deck Information

Hull Material: Fiberglass

Deck Material: Fiberglass

Hull Configuration: Modified V-Hull

Hull Color: Blue

Hull Finish: Plastic

Engine Information

Engines: 2

Manufacturer: Cummins

Model: 480CE

Engine Type: Inboard

Fuel Type: Diesel

DETAILED INFORMATION

Broker Comments and Updates

- Air Conditioning/Heating
 - Salon (16,000 BTU) **New 2015**
 - Cockpit (16,000 BTU) **New 2012**
 - Master (10,000 BTU) **New 2010**
 - Oberdorfer 3/4hp Water Pump **New 2012**
- 8D AGM Batteries **New 2013**
- Bow Thruster
 - Propellers - **New 2012**
 - Battery Charger - **New 2013**
- Bottom Painted **2013**
- Canvas, White Stamoid (in lieu of Std. Colors) Sunshade **New 2013** & Slant **New 2015**
- Canvas, Blue Canvas Drop Aft Curtain
- New EZ2CY enclosure - **Upgraded 12/2012**
- 11.5kW Onan Generator w/ Sound Shield **902 Hours**
- Power-Assisted Steering - **Upgrade**
- Propellers, Spare w/ Holders (Pair)
- Refrigerator, Cockpit - Dual-Voltage (120V/12V) (in lieu of Std. Ice maker)
- Rod Holders (2)
- Sea Ray Navigator **Rebuilt 2012**
- Sun Pad, Forward Deck - Recessed (Blue Canvas)
- SmartCraft Display **New 2015**
- Transformer, Shore Power Isolation Boost - 50 Amp/240V/60 Cycle
- KVH TracVision SAT TV - **New 2014**
- Vacuum System, Central - 120V/60 Cycle (Beam®)
- Washer/Dryer Combo, 120V
- Full Annual Services Mains & Generator - **2014**
 - New Raw Water Pumps 2013
- Heat Exchangers & After Coolers Flushed in **3/2014**

Test Results

RPM	GPH	MPH
1000	3.1	9.9
1500	11	14
1950	28	20
2150	34	24

2350 41	28
2450 44	30
2550 50	32
2650 55	33.4

Hull & Deck Features

- Bottom Paint **New 6/2013**
- Bow Pulpit, Integral
- Bow Rail, 316 Stainless Steel w/Welded Stanchions
- Cleats, Custom Sea Ray® Thru-Bolted - Stainless Steel (8)
- Color Schemes (Blue, Green, Black/Gold)
- Deck Fill Plates, Stainless Steel
- Deck Rails, 316 Stainless Steel
- Foam-Filled Under Floor Areas
- Gel-Coat, Arctic White
- Graphics, Striping
- Handrails, 316 Stainless Steel
- Hatches, Deck Vent - Translucent w/Locks &
- Sky Screen Covers (2 - 20×20)
- Light, Stern
- Lights, Navigation - Stainless Steel
- Portlights, Stainless Steel (4 Fixed, 7 Opening)
- Resin, High-Performance Vinylester
- Rub Rail, PVC w/Stainless Steel Insert
- Storage, Transom Wall - Fenders & Gear
- Stringer System, Fiberglass Hatman
- Swim Platform, Extended w/Concealed Stainless Steel Three-Step Swim
- Ladder w/Integral Grab Handle
- Thru-Hull Fittings, Color-Coordinated
- Toe Rail, Molded Fiberglass - Deck
- Vent System, Engine Room - Integral
- Windshield, Tempered/Tinted Curved Glass w/Stainless Steel Frame,
- Electric Front Vent & Stainless Steel Supports
- Windshield Washer System w/Stainless Steel Nozzles
- Windshield Wipers
- Canvas (Sunbrella®):
 - Aft Curtain
 - Canvas Storage Bag
 - Hardtop Enclosure UPGRADED (EZ2CY New 12/2013)
 - Drop Curtain
 - Dash Cover

- Windlass System:
 - Anchor, Galvanized
 - Anchor Chute, Stainless Steel
 - Anchor Rope/Chain Storage w/Hatch
 - Anchor Washdown Spigot w/Hose
 - Windlass, Rope/Chain w/Foot Switches (Lofrans Progress I)
- Certifications:
 - Meets Applicable USCG & ABYC Standards
 - NMMA Certification Cockpit Features

Cabin Features

- Carbon Monoxide Monitors
- Carpet, Deep-Pile BCF - 44-Ounce
- Carpet Runners, Interior (Sunbrella®)
- Handrails, Elliptical Stainless Steel
- Interior Finish - Blossom Cherry
- Lighting, 12V Halogen
- Lighting, 12V Indirect
- Lighting, 120V Halogen
- Outlet, 12V Accessory
- Outlets, 120V GFI Protected
- Outlets, Phone
- Pillows, Accent
- Polished Chrome Outlet & Switch Plates
- Shades, Fabric Day/Night w/Drape Trim
- Storage, In-Floor
- Wood Trim, Handcrafted

Salon:

- Carpet Runners
- Mirror, Wall Accent
- Seating, Inclining Chair (Ultraleather HPTM)
- Seating, Sofa w/Electrically Operated Slide-Out Bed (Ultraleather HPTM)
- Storage, Gunwale Cabinets - Upper
- Table, Salon (Movable) Hi-Lo w/Stools

Galley:

- Coffeemaker, 120V (Spacemaker™)
- Countertop, Molded Fiberglass w/Granite-Colored
- Gel-Coat, Sink, Single-Lever Grohe® Faucet & Corian® Sink Cover
- Microwave/Convection Oven, 120V

- Power Vent, 12V
- Refrigerator/Freezer, Upright - Dual-Voltage - 120V/12V (Concealed)
- Storage, Bottle
- Storage, Drawers w/Cutlery Insert
- Storage, Lower Cabinet w/Slide-Out Tray
- Storage, Upper & Lower w/Designated Plate &
- Glass Storage
- Stove, 240V Recessed Three-Burner w/Corian® Cover
- Trash Receptacle w/Chute & Corian® Cover

Master Stateroom:

- Bed, Full-Size w/Innerspring Mattress, Pillows, Sheets, Coordinated Spread, Drawers & Storage Below w/Gas-Assisted Hatch
- Door, Privacy - Sliding Pocket w/Full-Length Mirror
- Hanging Locker w/Light & Beveled Mirror Door - Starboard
- Hanging Locker w/Shelves, Light & Beveled Mirror Door - Port
- Mirrored Rope Locker Bulkhead
- Storage, Side Shelves
- Vanity w/Storage & Stool - Starboard

Master Head/Shower:

- Clothes Hook
- Door, Privacy - Access from Forward Stateroom
- Door, Privacy - Access from Salon
- Handrails, Elliptical Stainless Steel
- Head w/Fiberglass Settee Lid (VacuFlush®)
- Power Vent, 12V
- Shower w/Seat, Adjustable Shower Wand &
- Circular Acrylic Door
- Storage, Medicine Cabinet - Mirrored
- Vanity w/Corian® Countertop, Sink, Grohe® Faucet & Storage Below

Mid-Stateroom:

- Door, Privacy - Sliding Pocket
- Hanging Locker, Cedar-Lined w/Light &
- Beveled Mirror Door
- Mirrored Bulkhead - Aft
- Portlights, Stainless Steel (2 - Opening)
- Seating, Conversation Pit w/Slide-Out Base
- Storage, Cabinets & Drawers

Mid-Stateroom Head/Shower:

- Clothes Hook
- Curtain, Shower
- Door, Privacy - Access from Mid-Stateroom
- Handrail, Elliptical Stainless Steel
- Head w/Fiberglass Settee Lid (VacuFlush®)
- Power Vent, 12V
- Storage, Medicine Cabinet
- Vanity w/Corian® Countertop, Sink, Faucet w/Pullout Shower Sprayer & Storage Below

Technical Features

Control Station:

- Alarms, Engine - Oil, Water & Transmission Oil
- Alarms, High-Water - Bilge
- Compass
- Emergency Start System - Engines
- Gel-Coated Dash - Tan
- Horn, Air (Concealed) - Dual Trumpet
- Panel, Instrument - High-Gloss Burl Panel, Switch (Backlit) - High-Gloss Burl
- Shift & Throttle Controls w/Gold Knobs
- SmartCraft™ Diagnostics: Instrumentation, Custom Sea Ray® SmartCraft 4-in-1 Multigauges (2) w/Low-Glare Blue Night Lighting & Chrome Bezels (Includes: Fuel Level, Oil Pressure, Voltmeter, Water Temperature)
- SmartCraft System View (Includes: Air & Water Temperature, Combined Fuel Flow/Range, Depth, Engine Alarms/Hourmeters,
- Engine Synchronizer, GPS Interface, System Maintenance Records)
- Spotlight w/Dual Halogen Bulbs - Remote-Controlled (ACR®)
- Steering, Hydraulic w/ Power-Assisted pump
- Steering, Tilt Wheel
- Steering Wheel, Wood-Accent
- Switches, Illuminated Weatherproof Rockers &
- Dimmer Control
- Systems Monitor, Digital LCD - for Engine Diagnostics & Pump Monitoring

Electronics:

- Electronics Circuit w/Ground Plate, 50 Amp/12V
- Raymarine C120 Chartplotter & Radar
- Raymarine ST7001 Autopilot
- Sea Ray Navigator 12.1" with Maptech Charts
- Raymarine VHF Radio w/Remote Speaker & Fiberglass Antenna

Electrical Systems:

- Batteries, 8-D w/Boxes (2) & Group 27 for Genset (1)
- Battery Charger/Converter, 120V/50 Amp/12V
- Battery Charger Overcurrent Protection
- Isolators, Galvanic (2)
- Panel, Circuit Breaker - Remote
- Panel, DC Main Breaker
- Panel, Main Distribution - AC
- Panel, Main Distribution - DC
- Panel, Remote Generator
- Shore Power, Cablemaster (Glendinning) 50 Amp/240V/60 Cycle w/75' Cord & Wireless Remote
- Transformers, Shore Power Isolation - 50 Amp/120V/60 Cycle
- TV/Phone Inlet w/TV Antenna,TV Shore Cord &
- Phone Shore Cord
- Wiring, Color-Coded w/Chafe Protection

Generator:

- Remote Start w/Muffler, Freshwater Cooling, Fuel Filter, Seacock & Seawater Strainer 120V/60 Cycle
- 11.5kW Diesel **902 Hours**

Air Conditioning/Heating:

- Zone-Controlled Reverse-Cycle System (25,000 BTU)
- All New Compressors from 2014 to 2015
- Custom Integral Vent System

Engine Room:

- Bilge Pumps, 12V Automatic (2)
- Bilge Pumps, 12V Automatic High-Water (1 Bilge, 1 Cabin)
- Blowers, 12V Bilge (2)
- Engine Drip Sumps
- Exhaust, Underwater - Patented
- Fire Suppression System - Automatic w/Manual Pull
- Freshwater Cooling
- Gel-Coated Engine Room, Oyster
- Insulation, Engine Room - 2" w/Vinyl Barrier
- Ladder, Stainless Steel - Removable
- Lighting, 12V
- Oil Changer System - Engines, Transmissions & Generator
- Synchronizer, Engines

Fuel System:

- Crossover Fuel System
- Fuel Filters (3) (Racor®) (2) 75-900MA (Dual) for Engines (1) 500MA for Generator
- Fuel Lines, USCG - Type A-1
- Fuel Tanks, Aluminum w/Anti-Siphon Valves &
- Electric Sending Units (2)

Water System:

- Freshwater Washdown Spigot
- Pressure Water System w/Dual 12V Pumps
- Shower, Cockpit - Hot & Cold
- Water Heater, 240V (8.5-Gallon)
- Water Inlet, Dockside
- Water Tank (100-Gallon)

Waste Systems:

- Central Drain System
- Head System (VacuFlush®)
- Holding Tank Level Indicators - MDP & Heads
- Holding Tank w/Dockside Pump-Out (60-Gallon)
- Sump Box w/Pumps - Automatic

Underwater Gear:

- Bonding System w/Zinc Hull Plate
- Propeller Shafts, 2" Stainless Steel (2) - Aquamet 22
- Propellers, Nibral 4-Blade Cup
- Rudders, Manganese-Bronze w/Stainless Steel Posts
- Seacocks on all Underwater Fittings
- Seawater Strainers
- Shaft Logs, Dripless w/Extra Seal Carrier Kit
- Struts, Manganese-Bronze
- Trim Tabs, Hydraulic

Exclusions


Owner's personal belongings.

Disclaimer

The Company offers the details of this vessel or yacht in good faith but cannot

guarantee or warrant the accuracy of this information nor warrant the condition of the vessel. A buyer should instruct his representatives, agents, or his surveyors, to investigate such details as the buyer desires validated. This vessel or yacht is offered subject to prior sale, price change, or withdrawal without notice.

PHOTOS

















































CONTACTS

Andrey Shestakov, leading yacht broker of the sales department of Shestakov Yacht Sales Inc. Shestakov Yacht Sales Inc., the official representative of the Miami/Fort Lauderdale FL headquarters.

Contact details

Email: **andrey@shestakovyachtsales.com**

Web: shestakovyachtsales.com/en/

Telephones

USA: **+1(954)274-4435**

Office hours

Monday – Saturday: **9:00 - 21:00** EDT

Sunday: **closed**

Address



Harbour Towne Marina, 850 NE 3rd St, STE 213, Dania, FL 33004