

EVENT HORIZON — TOLLYCRAFT



Судостроитель: TOLLYCRAFT

Длина общая: 48' 0" (14.63m)

Год постройки: 1984

Модель: Моторная яхта

Цена: ЦЕНА ЯХТЫ ПО ЗАПРОСУ

Местонахождение: United States

Купить **Event Horizon — TOLLYCRAFT** а также выбрать подходящую вам яхту из нашего **каталога яхт** вам поможет опытный яхтенный брокер Андрей Шестаков. На сегодняшний день компания **Shestakov Yacht Sales Inc.** имеет большое количество яхт в **собственном списке продаж**, а также тесно сотрудничает со всеми крупными **яхтенными производителями** по всему миру.

Для того чтобы купить яхту **Event Horizon — TOLLYCRAFT** а также проконсультироваться по любому вопросу связанному с покупкой, продажей, чартером яхт позвоните по телефону **+7(918)465-66-44**.

ОГЛАВЛЕНИЕ

ОГЛАВЛЕНИЕ	2
ХАРАКТЕРИСТИКИ	4
Основная информация	4
Размеры	4
Корпус и палуба	4
Информация о двигателе	4
ПОДРОБНОЕ ОПИСАНИЕ	5
Engines	5
Performance	5
Generators	6
Salon	6
Galley/Dining Settee	6
Master Stateroom - Aft	8
Guest Stateroom - Forward	10
Flybridge and Upper Helm	11
Lower Helm	11
Forward Equipment Room	13
Engine Room	13
Running Gear	14
Ground Tackle	14
LAZARETTE	15
Electrical	15
Deck and hull	15
Tenders	16
SAFETY EQUIPMENT	17
Additional Upgrades	17
Known Deficiencies	18
Exclusions	18

Исключения	19
Отказ от ответственности	19
ФОТОГРАФИИ	20
КОНТАКТЫ	22
Контактная информация	22
Телефоны	22
Время работы	22
Адрес	22

ХАРАКТЕРИСТИКИ

Основная информация

Тип судна: Моторная яхта

Модельный год: 1984

Год постройки: 1984

Страна: United States

Размеры

Длина общая: 48' 0" (14.63m)

Корпус и палуба

Материал корпуса: Fiberglass

Информация о двигателе

Двигатели: 2

Производитель: Caterpillar

Модель: 3208

Тип двигателя: Inboard

Тип топлива: Diesel

ПОДРОБНОЕ ОПИСАНИЕ

Engines

Total HP: 600HP

Powerplant 1

- Engine Brand Caterpillar
- Engine Model: 3208T (low-boost turbo)
- Engine Horsepower: 300HP
- Engine Type: Inboard, V-8
- Engine Fuel Type: Diesel
- Engine Hours: 2,687
- Last Engine Survey: 10 Nov 2014
- Last Oil Analysis: 13 Nov 2014
- Transmission Type: Twin Disc, 2:1
- Shaft Diameter: 2"
- Seal Type: PYI Dripless
- Propeller: 3-blade

Powerplant 2

- Engine Brand: Caterpillar
- Engine Model: 3208T (low-boost turbo)
- Engine Horsepower: 300HP
- Engine Type: Inboard, V-8
- Engine Fuel Type: Diesel
- Engine Hours: 2,686
- Last Engine Survey: 10 Nov 2014
- Last Oil Analysis: 13 Nov 2014
- Transmission Type Twin Disc, 2:1
- Shaft Diameter: 2"
- Seal Type: PYI Dripless
- Propeller: 3-blade

Performance

- Cruising Speed: 10MPH
- Fuel Consumption at Cruising Speed: 6 gal/hr @ 10 MPH/1,350 RPM
- Maximum Speed: 14 MPH

Generators

- #1 Generator: 12.5kW Westerbeke 100A diesel generator in sound enclosure (starboard side)
- #1 Generator Hours: 810
- #2 Generator: 6W Westerbeke 50A back-up diesel generator (port side)
- #2 Generator Hours: 960

Salon

The main salon can be accessed from either the port or starboard side via full-height sliding doors from the deck, also from the boat deck via a rear hatch and companionway. Tollys are known for their large, well-lighted and spacious cabins, with windows forward and to either side, this vessel is no exception. The rear bulkhead has original twin brass reading lights, and indirect fluorescent fixtures are hidden behind valance panels above the port and starboard windows. Included are the original Chelsea Ship's Bell Chronometer and matching Barometer. All-new woven acrylic "Teak" patterned exterior-grade carpeting and new backing installed throughout all cabins. L-shaped couch includes under-seat storage and folds out into a wide double berth. Salon table has additional under-top storage and two drawers. Main helm is forward to starboard, raised breakfast counter with direct serving access from galley is to port.

- Helm station located forward to starboard
- Breakfast bar located forward to port
- Electric wall heater
- Hydronic heating system
- CruisAir air-conditioning system
- LED wall sconces, wall lamp, and indirect fluorescent tube lights overhead behind teak valences
- L-shaped sofa with storage and pull-out double bed
- Coffee table with under-top shelf and pull-out drawers
- New carpeting and backing
- New cordless mini-blinds
- Overhead teak handrails

Galley/Dining Settee

Galley is three steps down from the main salon to port, and like the salon, receives ample natural light from forward windows. Galley is well organized and fully-equipped, a cook's delight underway. Laminate countertops are heat and stain

resistant. Generous drawer and cabinet storage throughout, also spice racks over the sink and a consumables rack on the prep counter. New mini-blind over sink.

Down the same three steps to starboard is the dining settee. Settee has all new bolstered cushions and mini-blind. Overhead LED red/white light. Ample under-seat storage and also large sliding door beneath settee platform. Additional storage nooks set into outer bulkhead.

- Stove: Force10 3-burner propane stove with oven
- Refrigerator: Dual-voltage Vitrefrigo with upper freezer and lower fridge
- Microwave: Sharp Carousel with vent hood
- Sink: Dual-compartment stainless steel, pull-out spout
- Countertops: solid-surface laminate with teak
- In-Sink-Erator InstaHot hot water spout over sink
- Fountain style-cold water spout over sink
- Under-counter lighting: under breakfast nook
- Vema water level gauge
- Xantrex S-2A propane system control/alarm touch panel: included
- Ample drawers and storage

Galley is three steps down from the main salon to port, and like the salon, receives ample natural light from forward windows. Galley is well organized and fully-equipped, a cook's delight underway. Laminate countertops are heat and stain resistant. Generous drawer and cabinet storage throughout, also spice racks over the sink and a consumables rack on the prep counter. New mini-blind over sink.

Down the same three steps to starboard is the dining settee. Settee has all new bolstered cushions and mini-blind. Overhead LED red/white light. Ample under-seat storage and also large sliding door beneath settee platform. Additional storage nooks set into outer bulkhead.

- Stove: Force10 3-burner propane stove with oven
- Refrigerator: Dual-voltage Vitrefrigo with upper freezer and lower fridge
- Microwave: Sharp Carousel with vent hood
- Sink: Dual-compartment stainless steel, pull-out spout
- Countertops: solid-surface laminate with teak
- In-Sink-Erator InstaHot hot water spout over sink
- Fountain style-cold water spout over sink

- Under-counter lighting: under breakfast nook
- Vema water level gauge
- Xantrex S-2A propane system control/alarm touch panel: included
- Ample drawers and storage

Galley is three steps down from the main salon to port, and like the salon, receives ample natural light from forward windows. Galley is well organized and fully-equipped, a cook's delight underway. Laminate countertops are heat and stain resistant. Generous drawer and cabinet storage throughout, also spice racks over the sink and a consumables rack on the prep counter. New mini-blind over sink.

Down the same three steps to starboard is the dining settee. Settee has all new bolstered cushions and mini-blind. Overhead LED red/white light. Ample under-seat storage and also large sliding door beneath settee platform. Additional storage nooks set into outer bulkhead.

- Stove: Force10 3-burner propane stove with oven
- Refrigerator: Dual-voltage Vitrefrigo with upper freezer and lower fridge
- Microwave: Sharp Carousel with vent hood
- Sink: Dual-compartment stainless steel, pull-out spout
- Countertops: solid-surface laminate with teak
- In-Sink-Erator InstaHot hot water spout over sink
- Fountain style-cold water spout over sink
- Under-counter lighting: under breakfast nook
- Vema water level gauge
- Xantrex S-2A propane system control/alarm touch panel: included
- Ample drawers and storage

Master Stateroom - Aft

Three steps down and aft of the main salon, you'll find a queen-sized walk-around berth on a raised platform with storage drawers beneath, Hella reading lights, and a new memory foam mattress. The master stateroom has a full-length hanging locker, full-length mirror, book shelves, ample shelf and cabinet storage, and a washer/dryer set into a ventilated cabinet. The en suite toilet has a vanity with drawers and cabinet storage, wall-mounted/mirrored medicine cabinet, VacuFlush toilet, holding tank monitor, incandescent lighting over the mirror, and red/white LED ceiling lights in the toilet and shower. The stand-up shower enclosure has a folding door and hand-held shower with hand-shower shut-off. Like all cabins, the master stateroom has an electric heater, can be heated by the hydronic heating system, or air-conditioned with

the CruisAir system.

- Electric wall heater
- Hydronic heating system
- CruisAir air-conditioning system
- Hella reading lights
- New memory foam mattress
- Indirect fluorescent tube lighting overhead behind teak valences and under bed platform
- Full-length mirror
- Hanging locker
- Ample drawer and cabinet storage
- Splendide 200S washer/dryer
- Aluminum fresh water tank under sole with floor access hatches
- Remote genset control panel and master selection switch for both generators in starboard cabinet
- New cordless mini-blinds
- New carpet and backing
- VacuFlush toilet
- Holding tank monitor
- Red/white LED ceiling lights in toilet room and shower
- Fully-enclosed shower with folding door, and hand-held shower
- Solid teak privacy door
- Bowmar deck hatch for natural light, fresh air, emergency egress

Three steps down and aft of the main salon, you'll find a queen-sized walk-around berth on a raised platform with storage drawers beneath, Hella reading lights, and a new memory foam mattress. The master stateroom has a full-length hanging locker, full-length mirror, book shelves, ample shelf and cabinet storage, and a washer/dryer set into a ventilated cabinet. The en suite toilet has a vanity with drawers and cabinet storage, wall-mounted/mirrored medicine cabinet, VacuFlush toilet, holding tank monitor, incandescent lighting over the mirror, and red/white LED ceiling lights in the toilet and shower. The stand-up shower enclosure has a folding door and hand-held shower with hand-shower shut-off. Like all cabins, the master stateroom has an electric heater, can be heated by the hydronic heating system, or air-conditioned with the CruisAir system.

- Electric wall heater
- Hydronic heating system
- CruisAir air-conditioning system
- Hella reading lights

- New memory foam mattress
- Indirect fluorescent tube lighting overhead behind teak valences and under bed platform
- Full-length mirror
- Hanging locker
- Ample drawer and cabinet storage
- Splendide 200S washer/dryer
- Aluminum fresh water tank under sole with floor access hatches
- Remote genset control panel and master selection switch for both generators in starboard cabinet
- New cordless mini-blinds
- New carpet and backing
- VacuFlush toilet
- Holding tank monitor
- Red/white LED ceiling lights in toilet room and shower
- Fully-enclosed shower with folding door, and hand-held shower
- Solid teak privacy door
- Bowmar deck hatch for natural light, fresh air, emergency egress

Guest Stateroom - Forward

The forward guest stateroom is accessed directly from the galley/settee level. The massive V-berth has more area than a queen-size mattress, a removable insert, ample under-berth cabinet storage, a four-drawer “dresser”, short and tall hanging lockers, bookshelves and reading lights port and starboard. The en suite guest/day toilet has a vanity, VacuFlush toilet, and pull-curtain enclosed shower with a hand-held shower with shut-off. Again, ample storage both above and below the vanity top, and red/white LED ceiling lighting.

- Electric wall heater
- Hydronic heating system
- CruisAir air-conditioning system
- New V-berth cushions, with insert
- New carpeting and backing
- Tall and short hanging lockers
- Bookshelf and reading lights port and starboard
- 4-drawer dresser
- Ample cabinet storage below V-berth
- Chain locker access in forward bulkhead
- Rotationally molded holding tank under sole with floor access hatch
- Solid teak privacy door

- Bowmar deck hatch for natural light, fresh air, emergency egress
- Port lights port and starboard, and in toilet

Flybridge and Upper Helm

The roomy upper flybridge has both helm and navigator pedestal chairs, and a generously-sized L-shaped settee. A new Bimini top provides shade, and functional venture provides and effective wind-break when underway. The helm station has full controls and instrumentation for both engines, to include an rudder angle position indicator. Twin cable-operated Morse throttle/transmission control are integrated with a Glendenning Synchronizer. Navigation equipment includes a new NEMA2000 Garmin multi-function chartplotter/radar/GPS and Ritchie compass. Helm controls include anchor windlass switch. A new fixed/stand-alone ICOM VHF provides back-up communications. There is ample storage under the settee cushions, and a massive amount of storage in the chariot under the helm station (accessible through three hatches).

- Full twin engine instruments
- AETNA Engineering digital tachometers
- Reliable Morse dual station cable-operated engine controls
- Garmin 1040xs multi-function chartplotter/GPS/radar, NMEA 2000 compatible
- ICOM IC-M506 fixed VHF with digital display, DSC, Edmund NMEA 2000 compatible
- Garmin Montana hand-held GPS for navigational back-up (also for use with tender)
- ComNav autopilot with remote control
- ComNav Rudder Angle Indicator
- Sunstar magnetic heading compass/sensor
- Datamarine Model 3030 back-up depth sounder with digital display
- Datamarine Corinthian Series Model S100KL speed/distance meter with digital display
- Danforth compass
- Hynautic hydraulic steering system, stainless steel wheel
- Igloo ice chest
- Remote stereo speakers with volume control
- Propane locker with remote electric shut-off and leak sensor and analog pressure gauge
- Twin trumpet air horn and compressor
- 110VAC GFI electrical outlet with weatherproof die-cast cover

Lower Helm

Lower helm maintains much of the original Tollycraft look and feel, which newly installed state-of-the-art Garmin navigation system. AC/DC breaker panels conveniently located next to helm station, discreetly hidden behind a smoked acrylic cover. All new Garmin nav system, back-up equipment for all essential functions and full instrumentation - all fully functional. Helm is adjacent to starboard sliding door for quick visual checks for starboard ties, or fast egress.

- Hynautic hydraulic steering system, stainless steel wheel
- Garmin 1040xs multi-function chartplotter/GPS/radar/sounder, NMEA 8103/2000 compatible
- Garmin 24" HD Dome Radar
- Garmin CHIRP Sonar Transducer
- Danforth hooded magnetic compass
- ICOM IC-M506 fixed VHF with digital display, DSC, NMEA 0183/2000 compatible
- Furuno GP-37 GPS/WAAS Navigator back-up GPS
- AETNA Engineering digital tachometers
- ComNav Model 1001 autopilot with remote control (at flybridge)
- ComNav Rudder Angle Indicator
- Datamarine International Offshore back-up depth sounder with digital display
- Datamarine Navigator Series back-up speed/distance/time log meter with digital display
- Reliable Morse dual station cable-operated engine controls
- Glendinning Synchronizer control
- Standard Horizon Model LH5 PA/Hailer/Automatic Horn
- Xantrex ProSince Inverter/Charger Remote Panel with digital display
- Xantrex Link 10 battery monitor with digital display
- New analog Blue Sea/Seadog line voltage and load ammeters installed 2015
- AC Emergency Transfer circuit

- Emergency Battery Start circuit
- Remote Anchor Windlass switch
- Forward windshield electric wipers and defrosters
- Sony Xplod Advanced Audio Head-end/amp with 10-disc changer/two disc cassettes, XM-enabled
- Rear bulkhead-mounted full-range stereo speakers

Forward Equipment Room

Large equipment room forward of engine room bulkhead, accessed through fold-out stairs leading down from main salon into galley/settee area. Has storage for back-up/emergency anchor and rode, engine/boat spares. Contains utility and plumbing equipment, all relatively accessible, mounted on bilge floors to port and starboard. Sole has carpet, and overhead light. Contains equipment listed below:

- Electric hot water tank (also heated by engine cooling system and/or via Webasto diesel furnace and EverHot hydronic tank).
- Three CruisAir reverse-cycle heat pumps, using raw-water-to-coolant heat exchange
- VacuFlush vacuum accumulator and pump
- Holding tank macerator pump
- Potable water system primary pump and accumulator tank
- Potable water system back—up pump
- Raw water pump for deck faucets and wash-down
- Raw water pump for CruisAir system(s)
- Raw water strainers
- Bilge pump

Engine Room

Without hesitation, the finest engine room you'll find on any Tolly! Well-organized and well lit, with both fluorescent tubes in enclosed fixtures, and LED back-up lights. Engine spaces accessible from the fold-out stairs leading down from the main salon to the galley/dining area (same access for equipment room). Two well-maintained Cat 3208T low-boost turbo diesel engines with fresh water/coolant cooling and raw water heat exchanger – all rubber hoses replaced in 2014. Engine room has been repainted from the stringers up to the equipment bulkheads, and all soles are covered in fuel-resistant rubber anti-skid flooring trimmed-out in aluminum. Wiring has been re-organized and tidy-up. Massive battery box holds all house and engine start batteries (all batteries

replace in 2014). Other Captains who have asked to view the engine room have commented it would be a clean and warm space to sleep!

- Twin Caterpillar 3208T, low-boost V-8 diesel engines rated at 300HP each, 10.4L displacement, 2,800 Full-Load RPM
- Fresh water cooling system with raw water heat exchange
- Wet exhaust system, new flaps installed 2015
- Raw water strainers
- Remote start/instrument panels for both engines
- Racor 900FG fuel filters (both replaced and new bowls installed in late 2014)
- Oil change pump for both engines
- Fuel tank isolation/crossover system
- USCG Approved Type A1 fuel line
- Glendenning Synchronizer system
- Hynautic/Teleflex Marine hydraulic steering system and reservoir
- ComNav 101 Autopilot
- Webasto DBW2010 12VDC/diesel furnace/hydronic heating system
- EverHot tank for hydronic heating system
- Fire suppression system, thermally activated
- Large battery box with latched covers
- Fresh water faucet (hot/cold water)
- Bilge pump
- 120VAC fluorescent lighting
- 12VDC LED lighting

Running Gear

- Twin Disc Model MG506 transmissions, 2:1 gear reduction (can be free-wheeled)
- 2" stainless steel shafts
- PYI dripless shaft seals (replaced 2015)
- 3-bladed bronze propellers. 28" diameter x 26" pitch
- Prop rotation: counter-rotating, outboard rotation
- Spare props: two spare props stowed under berth in master stateroom
- Spare prop shaft in fiberglass tube accessible through transom under swim platform
- Bronze rudders
- Rudder stock: packing gland, stuffing box shaft seal

Ground Tackle

- 20Kg Bruce claw anchor, bow-roller mounted
- Electric anchor windlass with foot-operated deck controls, remote switches on

both helms

- Shock bridle for anchor chain
- 200ft galvanized steel chain
- Danforth emergency anchor with chain road and 200ft nylon line stowed in forward equipment room

LAZARETTE

Clean and well-organized lazarette easily accessible by two cockpit deck hatches. Contains two gensets, rudder control system, allows full interior access to transom.

- 12.5kW Westerbeke 100A diesel generator in sound enclosure (starboard side)
- 6W Westerbeke 50A back-up diesel generator (port side)
- Remote generator start and instrument panels
- New Blue Sea AC Mains 50A and 100A circuit breakers, boxes, and wiring installed 2015
- 12VDC Dyno Group 27 start battery (for #1 genset)
- 12VDC Delco Group 27 start battery (for #2 genset)
- Both gensets service, new impellers, filters, oil change, exhaust elbow replace late 2014
- Oil change pump for both gensets

Electrical

Xantrex/ProSine 120A, 3,000W house battery charger and DC-to-AC inverter

ProMariner ProTech Model 1230, 30A

- DC Power: 12VDC
- Flooded cell lead-acid batteries
- 8 ea. 6VDC Interstate 2500 house batteries
- 2 ea. 12VDC Dyno Group 8D start batteries
- Battery isolator/selector switches
- AC Power: 120VAC
- 2 ea. 30A/125VDC shore power inlets, starboard side of hull
- Tolly Auxiliary Shore Power Panel allows powering up all AC banks and bridging both shore power outlets without need for Y-adapter, or two 30A cordsets may be used to provide 60A to the boat's systems

Deck and hull

- Hull Type: Solid FRP (fiber-reinforced plastic)

- Hull Type: Semi-displacement
- Hull Design: QuadraLift hull by Ed Monk, Sr.
- Hull Deadrise" 13 degrees
- Freeboard Forward: 72"
- Freeboard Aft: 51"
- Height Above Waterline to Top of Venturi: 14'
- Generous swim platform
- Stainless steel folding boarding ladder on swim platform
- LED deck lights
- Deck fillers (four diesel fuel, potable water, holding tank)
- Raw water wash down faucet near bow pulpit
- Raw water and fresh water faucets in cockpit
- Hot and cold fresh water for hand-held shower
- Transom door for swim step access
- Transom cockpit drains with sea doors
- Boat and fender cleats all around
- Teak gunnels and handrails, sealed and refinished with Cetol 2015
- Stainless stanchions
- Life-lines around bow and forward deck runs
- Lifetime warranty LED navigation lights all around (anchor light is still incandescent, replaced 2015)
- Dual trumpet air horn
- Radar arch with Garmin 24" HD Dome Radar, Furuno GPS antenna
- Twin folding Shakespear VHF antennas
- Stainless steel exterior cabin handrails
- 110VAC GFI AC outlet with cast weatherproof cover in cockpit
- Custom fender stow holder in cockpit
- Full commercial-grade exterior deck carpet in cockpit with removable insert for lazarette access
- Commercial-grade exterior deck carpet runway on boat deck
- Rear sling markers

Tenders

9' Boston Whaler Tender

- Hull interior and thwart seat refitted 2015
- 9.9HP Mercury 4-stroke outboard motor, with Remote Tiller (throttle and gear selector combined at tiller twist-grip)
- Lifting harness
- Sunbrella tender cover
- New wooden oars, oarlocks
- Electric tender SuperWinch boatdeck fixed crane with stainless steel cable

- Fairlead on crane's winch motor

9' Boston Whaler Tender

- Hull interior and thwart seat refitted 2015
- 9.9HP Mercury 4-stroke outboard motor, with Remote Tiller (throttle and gear selector combined at tiller twist-grip)
- Lifting harness
- Sunbrella tender cover
- New wooden oars, oarlocks
- Electric tender SuperWinch boatdeck fixed crane with stainless steel cable
- Fairlead on crane's winch motor

SAFETY EQUIPMENT

- Three high-volume Johnson bilge pumps (forward equipment room, engine room, and lazarette)
- Capacitance sensors on bilge pumps (replace mechanical float switches)
- 8 ea. standard adult-sized USCG-approved life jackets
- Throw-able life ring
- 5 ea. fire extinguishers (forward cabin, two in main salon near exit doors, engine room, master stateroom)
- Manual brass ship's bell (back-up to hailer and horn)
- Current flare/signal kit
- Smoke/fire detectors in master stateroom, main salon, guest stateroom, engine room
- XINTEX carbon monoxide detectors in master stateroom and guest stateroom
- Propane sensors in propane locker storage area and galley

Additional Upgrades

- Have all service, upgrade and new item receipts.
- Have all original documentation and manuals on boat, engines, nav equipment, appliances, etc.
- Complete spare/replacement set of all (both engines, both gensets, outboard) belts, impellers, zincs and fuel filters.

- Marinco 125V/30A shore power cordset and Y-adapter.
- Marinco 50A-to-30A 125V shore power adapter.
- New full NEMA2000 Garmin navigation system (upper and lower chartplotters, sonar transducer, 24" HD dome radar, NEMA 2000 network bridge) installed 2015.
- New dual (upper and lower helms) fixed/stand-alone ICOM IC-M506 VHF radios with DSC and LCD Display installed 2015.
- New custom dining settee cushions installed 2105.
- New custom forward V-berth cushions installed 2015.
- New commercial-grade woven acrylic, mildew-stain-proof carpeting and backing installed throughout all cabins 2015.
- Full set of main salon external sunscreens, forward sun screens were replaced in 2015.
- New cordless mini-blinds installed 2015.
- All brightwork sanded, sealed and refinished with Cetol 2015.
- New main breaker boxes, circuit breakers, and alternator output wiring on both gensets installed 2015.
- New zincs 2015.
- PYI dripless shaft seals replaced 2015.
- Cutlass bearings replaced 2015.
- New Sunbrella custom canvas (bimini top, all upper and lower deck rails (full cover), flybridge console/helm, flybridge helm and nav chair, flybridge settee, tender) patterned and installed 2014.
- Full service on both engines and both gensets (impellers, zincs, air and oil filters, oil) late 2014.
- Webasto diesel heater system and filters serviced late 2014.
- New TankWatch holding tank level sensor installed 2014.
- User manuals and documentation (to include original Tollycraft manual, schematics, brochures, Caterpillar Diesel manual, Westerbeke Generator manuals).

Known Deficiencies

- Ray-Line/Jabsco search light non-operational
- Forward guest/day toilet shower sump pump non-operational (forward shower never used)
- Intercom system nonoperational

Exclusions

"All personal property is excluded unless specifically identified and included in the sale

agreement and listing specifications. Personal property refers to all items not permanently attached to the vessel including but not limited to: artwork, furnishings, recreational or entertainment items, portable electronics, tools. Advertisements, marketing materials, and/or other photography may depict the vessel with personal property, however, such personal property is excluded unless otherwise specifically included as provided herein.”

“All personal property is excluded unless specifically identified and included in the sale agreement and listing specifications. Personal property refers to all items not permanently attached to the vessel including but not limited to: artwork, furnishings, recreational or entertainment items, portable electronics, tools. Advertisements, marketing materials, and/or other photography may depict the vessel with personal property, however, such personal property is excluded unless otherwise specifically included as provided herein.”



Исключения


При продаже яхты исключаются личные вещи владельца.

Отказ от ответственности

Компания предоставляет описание судна или яхты добросовестно, но не может гарантировать точность этой информации, а также не ручается за техническое состояние. Покупатель должен проинструктировать своих агентов или оценщиков исследовать представленную информацию более подробно, по собственному желанию. Продажа судна или яхты, изменение цены или снятие с продажи будет происходить без предварительного уведомления.

ФОТОГРАФИИ





КОНТАКТЫ

Андрей Шестаков (Andrey Shestakov) – ведущий яхтенный брокер отдела продаж яхт и судов компании Shestakov Yacht Sales Inc. Официальный представитель Shestakov Yacht Sales Inc. для русскоговорящих клиентов в центральном офисе компании в Майами/Форт Лодердейл/Флорида/США.

Контактная информация

Email: **andrey@shestakovyachtsales.com**

Web: shestakovyachtsales.com

Телефоны

Краснодарский край: **+7(918)465-66-44**

США, Майами, Флорида: **+1(954)274-4435**

Время работы

Понедельник – Суббота: **9:00 - 21:00** EDT

Воскресенье: **Закрето**

Адрес



Harbour Towne Marina, 850 NE 3rd St, STE 213, Dania, FL 33004