

ALISARA — SEYCO MARINE



Builder: [Seyco Marine](#)

Year Built: 2008

Model: Cruising Sailboat

Price: PRICE ON APPLICATION

Location: United Kingdom

LOA: 40' 0" (12.19m)

Beam: 13' 8" (4.17m)

Min Draft: 3' 6" (1.07m)

Max Draft: 8' 6" (2.59m)

Cruise Speed: 6 Kts. (7 MPH)

Max Speed: 8 Kts. (9 MPH)

Our experienced yacht broker, Andrey Shestakov, will help you choose and buy a yacht that best suits your needs **ALISARA — Seyco Marine** from our catalogue. Presently, at Shestakov Yacht Sales Inc., we have a wide variety of yachts available on our sale's list. We also work in close contact with all the big yacht manufacturers from all over the world.

If you would like to buy a yacht **ALISARA — Seyco Marine** or would like help answering any questions concerning purchasing, selling or chartering a yacht, please call **+1(954)274-4435**

TABLE OF CONTENTS

TABLE OF CONTENTS	2
SPECIFICATIONS	4
Overview	4
Basic Information	4
Dimensions	4
Speed, Capacities and Weight	4
Accommodations	4
Hull and Deck Information	5
Engine Information	5
DETAILED INFORMATION	6
Broker's Comments	6
Owner's Comments	6
Accolades	7
Use of ALISARA	8
Construction	8
Machinery	9
Electrical Systems	10
Plumbing Systems	11
Tankage	11
Navigation Equipment	12
Domestic Equipment	12
Accommodation	14
Deck Equipment	15
Extra Equipment (Optional)	18
Extract from ALISARA: From Dream to Reality	18
Exclusions	22
Disclaimer	22
PHOTOS	24

CONTACTS	28
Contact details	28
Telephones	28
Office hours	28
Address	28

SPECIFICATIONS

Overview

Epic Rob Humphreys design built in Lymington with drop keel, drying capability, water ballast, rotating mast and a great interior. For fast, rewarding and very safe mile munching.

Basic Information

Category: Cruising Sailboat

Sub Category: Center Cockpit

Model Year: 2008

Year Built: 2008

Country: United Kingdom

Dimensions

LOA: 40' 0" (12.19m)

LWL: 39' 0" (11.89m)

Beam: 13' 8" (4.17m)

Min Draft: 3' 6" (1.07m)

Max Draft: 8' 6" (2.59m)

Speed, Capacities and Weight

Cruise Speed: 6 Kts. (7 MPH)

Cruise Speed RPM: 2000 Kts.

Max Speed: 8 Kts. (9 MPH)

Displacement: 16314.207388 Pounds

Water Capacity: 76.081550976 Gallons

Holding Tank: 15.85032312 Gallons

Fuel Capacity: 28.530581616 Gallons

Accommodations

Total Cabins: 2

Total Berths: 6

Total Heads: 2

Hull and Deck Information

Hull Material: GRP

Deck Material: Teak

Hull Designer: Humphreys

Engine Information

Engines: 1

Manufacturer: Volvo Penta

Model: D2

Engine Type: Inboard

Fuel Type: Diesel

DETAILED INFORMATION

Broker's Comments

ALISARA is a good looking yacht of many facets. Conceived and built for long distance cruising at pace, with a simple and well-engineered interior and great deck layout. She comes with many unique features including water ballast, rotating mast, solid sprayhood offering great protection, lift keel and the ability to dry out. Conceived and built for a very experienced owner, she has exceeded his expectation of her. Now the chapter is completed she has been pit stopped here at Berthon including new paint, service of the keel and other minor works, so that she can be ready for her next owner.

Owner's Comments

Concept:

The concept behind Alisara was to produce a 40 foot, high-performance cruiser that would be faster, safer and more comfortable than a typical 50 foot, series-production yacht. Above all, she had to be fun to cruise, for an owner who had mostly raced, but at the same time be able to access shallow waters.

High Performance:

The North Sails, fully-battened main has a 'fat head' and full roach. It is set behind a rotating carbon wing-mast. The drifter and asymmetric are flown from a 2m bowsprit, extending the effective length of the yacht and allowing good speeds in light airs. The working jib is attached to an adjustable jib-boom which improves aerodynamics and aids goose-winging.

Stability is ensured by a deep-draft, bulbed lead keel and by a simple and effective water-ballast system, equivalent to 8 crew sitting on the rail.

The light, easily-driven hull, designed by Rob Humphreys, has twin rudders for better control.

Comfortable and Safe at Sea:

One of the greatest contributions to comfort is her speed, which allows one to minimise sea-time in bad weather and reduce the need for night passages. The next is the ability to sail more

upright by virtue of the righting moment, aided by water ballast.

Protection from the elements is greatly enhanced by the fixed cockpit canopy, while the centre-cockpit arrangement reduces pitching while seated there.

Down below, comfort and safety have been thought through by extensive hand-holds, deep basins and a system of night lighting.

Safety, especially in the event of an emergency, has been covered by using a check-list normally associated with offshore racing. However, the immensely strong, self-supporting carbon mast is probably one of the greatest contributions to safety, because it has so few points of failure compared to a conventional mast and rigging. The dangers of grounding are also greatly reduced, because the keel lifts if it touches bottom and is enclosed within a carbon-reinforced strong box, rather than relying on keel bolts. Other safety features include a See-Me radar target enhancer.

Access to Shallow Waters and Small Harbours:

The keel lifts vertically through 5 foot, reducing draft to just 3' 6" (1.06m) and Alisara dries out, supported by the long flattened bulb and twin rudders. Manoeuvring in tight spaces is aided by a drop-down bow thruster.

Comfortable to Live Aboard:

The cockpit makes a very pleasant area for relaxing or enjoying food produced in the well-equipped galley. The main saloon is exceptionally light and airy and has been given a Japanese theme. Sleeping arrangements are flexible and make good use of lee-clothes to portion off or not, as desired. The lighting provides ample reading lights and includes a dimmer over the saloon table.

Accolades

Yachting World reviewed ALISARA soon after she was built (copy of article available). Toby Hodges described her as a "custom cruiser with attitude" and described the "wealth of good ideas" on board.

The Royal Cruising Club awarded the owner the Bluebird Trophy for the project to design and build ALISARA. This is only presented on rare occasions for a “noteworthy contribution to the development or heritage of cruising”. An article subsequently appeared in the RCC Journal, Roving Commissions, describing the project (copy of article available).

The 46 crewmembers that have spent a week or more on ALISARA have universally commented on how enjoyable the experience was.

Use of ALISARA

ALISARA spent the first 18 months of her life undergoing sailing trials in the English Channel. Then, over the last 6 years, she has been on an extended cruise from Lymington to the west coast of Scotland, across the North Sea to Norway and Sweden, then to the Aland Islands, Finland and Estonia, before returning via Denmark, Germany, Belgium and France. Every year was made up of 6 one-week legs, with a crew change after each. During that time she has admirably proven the concept and given great pleasure to many friends and relations. The constant has been the owner /skipper, who has come to appreciate the way in which ALISARA has performed in all sorts of conditions and circumstances.

It is sad to see ALISARA being prepared for a sale, with a freshly painted hull and replacement parts. However, I shall be trading down to a smaller yacht and teaching grandchildren the pleasures of cruising. I will not be able to go as fast or as far, but I still hope to have as much fun.

My intimate involvement in the project to design and build ALISARA means that I will be able to pass on to a future owner a wealth of information about ALISARA. This not only covers the manuals and specifications for gear and equipment, but also includes personal experience of how to get the best out of them. ALISARA is a unique yacht and I hope that a future owner will be able to enjoy her as much as I have.

Construction

RCD Status: The yacht conforms with the essential safety requirements of Directive 94/25EC (Recreational Craft Directive) and is categorised A – “Ocean”

Hull, Deck & Superstructure Construction:

- Foam-cored, glass-reinforced, epoxy sandwich construction for hull, deck and superstructure.
- The hull laminate varies over the length and girth of the vessel to reflect the different pressures and panel sizes.
- Carbon strengthening by the keel frames.
- Hand-laid teak deck.

Keel & Rudder:

- Vertically-lifting fin and bulb keel. Iron with lead bulb and stainless steel securing section.
- Hydraulic lifting mechanism for keel.
- Twin balanced spade rudders. Foam sandwich over stainless steel structure.

Machinery

Engine & Gearboxes:

- Volvo Penta D2 40hp diesel.
- Saildrive.

Maintenance & Performance:

- Cruising speed – approx. 6.5 knots @2000 rpm.
- Max speed approx. 8 knots.
- Fuel consumption at cruising speed – approx. 3 litres per hour.
- Range @ cruising speed – 300+ miles.

Propulsion & Steering:

- Volvo three blade folding propeller.
- Lewmar wire in conduit steering.

- Emergency tiller, fitting directly into port or starboard rudder stock.
- Maxpower Compact Retract bowthruster

Electrical Systems

Voltage Systems:

- 12vDC domestic system.
- 240v ring main from Victron 12/2000 inverter or shorepower.

Battery Banks:

- 3 x 140 Ah 12v Exide gel house batteries.
- 2 x 12v Exide Maxima gel engine start battery / bow-thruster power (can be joined to house batteries).
- 1 x 12v Red Flash high current battery (forward to boost power to bow-thruster).

Battery Chargers:

- Mastervolt 12v 25a smart charger.
- Studer battery monitor.

Alternators:

- Volvo Penta 60a.
- Valeo smart alternator.

Shore Power:

- Drives 240v ring main, hot water immersion heater and battery charger.

Other Electrical:

- Electric pump for ballast system.
- Electric pump for Hypromarine hydraulics.

Plumbing Systems

Fresh Water & Water Heating System:

- Water pressure system.
- Additional hand pump.
- 2 x Jabsco filters.
- 40 litre calorifier, with heat exchanger and immersion heater.

Bilge Pumps:

- 3 x automatic electrical bilge pumps.
- 2 x manual bilge pumps – one fixed and one transportable.

Black Water:

- Polycarbonate holding tank by aft heads.

Tankage

Fuel:

- Total capacity of 108 litres.

Fresh water:

- Total capacity of 288 litres in 2 x tanks (148 and 140 litres).

Grey/Blackwater holding tanks:

- Total capacity of 60 litres.

Navigation Equipment

In cockpit:

- Raymarine ST6001 autopilot Type S2G.
- Raymarine S100 autopilot remote control.
- Raymarine C80 chart plotter.
- Raymarine Raystar 125 GPS.
- Raymarine AIS 250 receiver (integrated into chart plotter).
- Tacktick speed, depth and wind.
- Tacktick analogue and dual display on rotating panel.
- 2 x Tacktick digital displays on bulkhead.
- Wireless NMEA interface.
- Raymarine Lifetag man-overboard system with 4 tags.
- Plastimo compass.

At workstation / chart table

- Furuno Navtex receiver.

Communications Equipment:

- Icom VHF M421 DSC.
- Hand-held Icom M31 VHF in grab bag.

Domestic Equipment

Galley:

- Force 10, 3 burner gas stove with oven / grill.
- Penguin 12 v fridge / freezer.
- Double S/S sink.

- Sanyo compact 240v microwave (+ 1 spare available).

Heads/Showers:

- 2 x Jabsco WCs.
- 2 x deep basins with mixer taps.
- Separate shower unit with tray and pump out.

Heating & Ventilation

- 240v electrical heater.
- 240v dehumidifier.
- 2 x deck vents.
- 6 x Lewmar hatches.
- 10 x Lewmar port lights.

Entertainment:

- Radio/ CD / MP3 player with stereo speakers in saloon and cockpit.

Lighting:

- LED navigation lights.
- Masthead anchor light and strobe.
- Deck light and steaming light.
- LED cabin lights (some with red night-lighting option).
- Reading lights.
- LED lights under canopy (with red night-lighting).
- Chart lights.

Accommodation

Summary of Accommodation:

- 6 berths in 2 cabins
- 2 WCs / washrooms
- Separate walk-in shower
- White and black Japanese style interior, with framed Japanese prints
- Saloon table that doubles in size
- Linear galley
- Large interior storage bins
- Work station / interior chart table
- Teak-effect flooring throughout

Description of layout from forwards:

In the bow there is a large anchor locker with two anchors and associated equipment, plus room for additional gear. It also contains the windlass, pivoting anchor arm and the retractable bowsprit. Underneath is the bow-thruster.

Next is the forward cabin WC/washroom with a large hanging locker and shelves for clothes including covered bins. Mirror fronted cupboards are located at eye level port and starboard.

Then in the forward cabin there is a double bunk to port, with sail locker under, and a top and bottom bunk to starboard. The top bunk folds down to form a settee and there is further storage under the lower bunk. All bunks are fitted with lee-cloths.

In the main saloon the folding table is to port with storage bins outboard and aft. The galley to starboard has a drawer unit with Penguin fridge/freezer located outboard and then a dustbin cupboard with top hatch. The Force 10 stove, with 3 burners and oven/grill can be covered with a worktop. Finally comes the double sink with mixer tap, which has food storage underneath. A row of cupboards above the kitchen range is designed for food storage and for crockery, glasses, etc. The Sanyo microwave cooker is located behind the sliding cupboard door above the sinks.

Moving aft, on the starboard side is the chart table and bookcase, followed by a storage bin for a

folding bicycle, dehumidifier, etc. Opposite are hooks for oilskins and lifejackets plus a boot rack. On the port side is the shower room (with holding tank outboard) and the WC/washroom for the aft cabin. There is a further storage bin inboard of this which normally houses the dinghy, outboard and other equipment. In the centre is the engine compartment, which can be accessed from 3 sides.

Finally there is the aft cabin with a 6' wide double bunk that can be divided in two, with cupboards either side, and seats. There is further storage underneath. Outboard, and discretely hidden, are the water ballast tanks, while aft of them are the steering compartments with lazarettes above.

Deck Equipment

Rig:

- Spars were all custom-made by Formula Spars.
- Carbon fibre rotating wing mast, stepped on the keelson.
- Carbon fibre 'Park Avenue' boom.
- Carbon fibre bowsprit and tube.
- Jib mast and boom in carbon fibre.
- Kevlar side stays
- Sparcraft pneumatic vang.

Winches:

- 2 x Lewmar 40 ST Alloy halyard winches on the mast.
- 4 x Lewmar 48 ST Alloy sheet winches in the cockpit.

Sails:

- All were made by North Sails in 2008, except the working jib which was replaced in 2013.
- High roach fully battened mainsail (3DL) 53 m2, with 2 reefs.
- Set of tapered carbon fibre, custom made battens by CT3.

- Working Jib, self-tacking (3DL) 24m².
- Code 1 Drifter (Racing Norlam) 57m².
- G-2 Asymmetric, red nylon (Gradient Norlon 150) 107m².
- Trysail (polyester 4800 NSP 7 oz) 13.2 m².
- Storm jib (NorDac 4800 NSP 7 oz) 9.4 m².
- Aramid anti-torque stays and Karver KF5 / KF2 furlers are used for the Code 1 and working jib.
- The working jib has a Karver halyard lock.
- The asymmetric is launched and doused with a snuffer.
- Riding sail for anchoring.

General:

- Lewmar Integra steering pedestal with 1m Y spoke carbon wheel.
- Folding teak cockpit table.
- Deck hardware, main and jib travellers supplied by Harken.
- 6 x C-Quip folding cleats.
- Large aft deck designed for storing / launching dinghy.
- Transom steps and swim ladder.
- Ensign staff and burgee halyard.

Anchoring & Mooring Equipment:

- 20 kg Rocna anchor with 30m 8mm chain and 60m rope.
- Aluminum Fortress anchor with 10m chain and 60m rope.
- Small stern anchor with tape reel and buoy pick-up.
- 8 fenders, 1 step fender, 9 warps and 2 boathooks.

Covers, Canvas & Cushions:

- Lazy jacks and mainsail cover.
- 6 canvas rope bags.
- 2 sunbathing cushions.

Tender & Outboard:

- Lodestar NSA 230 inflatable.
- 2 ½ hp Suzuki outboard.

Safety Equipment:

- 6 man Ocean liferaft + grab-bag
- Canister with flares, VHF, antenna, etc.
- ACR Rapidfix 406 EPIRB.
- Jonbuoy horseshoe MOB recovery device.
- KIM MOB rescue sling.
- Lifebuoy with light and drogue + second lifebuoy.
- 8 x lifejackets and safety harnesses.
- First aid kit.
- Heaving line.
- Aqua Signal searchlight.
- Large drogue type sea anchor.

Fire-fighting equipment;

- 3x Gloria 1 kg powder extinguishers.
- Automatic engine-room fire extinguisher.
- Fire blanket.

Extra Equipment (Optional)

- 2 x Jerry cans.
- Bosun's chair.
- Tool kit.
- Hose pipe with multiple fittings.
- Buckets and scrubbers.
- 2 x electrical cables for shorepower.
- Fog horns.
- Kitchen equipment.
- Crockery and cutlery.
- Spare radar reflector.
- Large assortment of spare parts.

Extract from ALISARA: From Dream to Reality

This is a tale of a different type of journey that begins over 50 years ago and is only now reaching its conclusion. ALISARA's origins can be found in my boyhood dreams to build and sail an exceptional boat. The classic Beken images of the J Class racing dominated my early thoughts and I was certainly not alone in being captivated by the power and grace of those billowing sails. However, it remains a dream that very few can hope to realise. Too large, too many crew and far too expensive.

As the years rolled on, I continued to dream and eventually graduated from dinghies to my first shared, second-hand 30 footer, but I pined after something more exotic. I took to sailing in multihulls and frequented the Amateur Yacht Research Society stand at the London Boat Show. I devoured articles about speed records and solid-wing sails. In the mid-70s I built a 54 foot trimaran for the 1976 OSTAR. Quest was a tough and spartan craft that got me to Newport R.I. safely, but the bug of sailing something unique, fast and out-of-the-ordinary had not been laid to rest.

The years that followed were taken up with married life, a demanding job and 'sensible', family boats. I continued to scour the yachting press for ideas that broke the mould. Freedom yachts and

the rotating aerorig mast found their way into a growing collection of cuttings. The dream continued. During the summer holidays I would bring out squared paper and draw the lines and interiors of a succession of craft: monohulls, swing-wing multihulls, sloops, schooners and wishbone rigs. Eventually the family began to refer to them under the generic title of 'John's retirement boat.'

By 2005 I was lucky enough to be able to retire from full-time work and confront my bug head on. Family pressures were pushing me towards a comfortable cruiser, which just might appeal to my reluctant wife and allay the fears of my son that he would spend his days sitting out on the rail. The next stage was to use my new-found leisure time to surf the web and to catch up with friends and boating industry contacts. A cruise with the Langdon's on Fidelity yielded pages of notes. The tape measure came out to compare and contrast many of the existing mid-range yachts. How deep a cockpit? How high to make the boom? More extreme ideas, such as foils or twin keels were rejected. The dream was becoming more realistic.

Before taking my rather crude designs to the experts, I drew up a brief description and a set of key criteria:

FAST, SHORT-HANDED, VARIABLE DRAFT 40 FOOT CRUISING YACHT

- RESPONSIVE
- ELEGANT
- EFFICIENT
- SIMPLE
- LIGHT
- STRONG

Fast, responsive, light and strong all speak to my racing pedigree (Who wants a slow yacht when the pubs are closing soon?) but short-handed was a deliberate move away from the hassle of having to assemble a sizeable crew. I wanted to be able to enjoy sailing two-up in an elegant craft and I wanted variable draft to access those shallow waters that add so much to the cruising experience.

Simple was intended to avoid fitting gear that would seldom be used. For example, the specification included a smart alternator, but no generator; AIS but no radar. Efficient was an all embracing concept that covered sail handling, performance, ease of maintenance and value for money. The idea was that future design or equipment choices could be weighed against these criteria, but this proved challenging in practice. My first expert, the well-known designer, Rob Humphreys, said 'John. I can fit all your ideas into a very nice 43 footer, but anything smaller will be very tight.'

I had known Rob since 1976 and he and, his colleague Nick Pike, were good to work with, because they were prepared to put up with my sometimes obsessive attention to detail and general interference with the design process. However, Rob was also involved with a much more lucrative design brief for the Russian Volvo 70, so he made it clear from the beginning that he wasn't going to get involved with my strange ideas for a rig. That is where Julian Smith came into his own, because he had worked on carbon aerofoil masts in New Zealand with Greg Elliott and he quickly persuaded me to add two side runners and save on the weight and cost of an unstayed mast. The core design team was also made up of Neil Mackley at North Sails, Peter Gribble on electronics and Steve Etheridge at Seyco Marine, who was key to the whole project as builder, engineer, practical designer and problem solver extraordinaire. My experience to direct such a group and act as project manager was woefully lacking at first, but thanks to massive support from many people, we were able to function as an effective team.

And the reality.....ALISARA is indeed 40 foot long and includes some unusual features. In addition to the rotating mast, she has a jib boom, which incorporates a number of refinements over the common type, and a 6 foot bowsprit. She has a fat-head mainsail (Traditionalists can think of the top batten as a mini-gaff.) and 4 headsails which all appear as 'sausages' from the sail bin just below the forehatch. Each headsail is at least twice the size of the previous one, so that one moves through the gears from storm jib, through working jib and drifter, to the 105 square metre, asymmetric spinnaker.

The rig has quickly proved its worth, because the main and jib provide much better than normal aerofoils, as the sheets are eased to rotate both mast and jib boom. Goose-winging is easy and the danger of sudden gybes by the jib boom can be countered by rigging a preventer to the end of the bowsprit. (It is not hard to guess why jib booms are sometimes nicknamed 'widow-makers'.)

The deck is also unusual, because the centre cockpit includes a fixed canopy that covers an on-

deck navigation area. No more disappearing down the companionway to consult a chart or pilot. All the heights and dimensions were custom designed for ergonomic efficiency. (Although you might struggle if you are more than a few inches either side of my 6 foot.) Finally, the spacious after deck was organised around the inflatable dinghy, which fits snugly between the lockers and is easily launched over the stern.

Below decks, the immediate impression is one of light and space. Headroom in the saloon is over 7 foot and the walls are adorned with Japanese prints. Dividing the saloon is the keel casing, which doubles as a bar when the keel is down. When up, the draft is reduced from 8 foot 6 inches to 3 foot 6 inches and ALISARA can dry out, supported by the long flattened bulb on the bottom of the keel and the twin, outwardly canted rudders. Further aft is another surprise, which contributes to a stiff and powerful boat. Either side are water ballast tanks which fill in 5 minutes and can be tacked in 40 seconds. Weighing in at 700 kilos when full, they have been nicknamed the 8 gorillas, but they never need feeding, never complain and can be dropped overboard without incident.

ALISARA is something of a wolf in sheep's clothing. One has to look hard to discover the ballast tanks, because they are hidden away and most of the interior is given over to creature comforts. I am definitely getting soft in my old age. Light dimmers, fridge/freezer, microwave, domestic shower, duvets and proper pillows – why even my wife is quite impressed! However, penthouse style living has not completely taken over. I insisted on having special deep basins made that would hold water in a rough weather (I couldn't find anything suitable off the shelf.) and along the complete length, on both sides, is a strong grab rail, something which is often overlooked on boat show models. Large stowage bins have been included and a row of hooks to dry oilskins and lifejackets. Careful thought has been given to power consumption, with widespread use of LEDs, incorporating a red diode for night lighting.

A custom made boat was part of the dream, but the tough question is 'was it all really worthwhile?' Emphatically I would say 'yes'. Managing the project was enormously time consuming and often challenging, but overall very satisfying. Some things were a bore, like preparing all the documentation to achieve conformity with the EC Recreational Craft Directive. I have a strong regard for safety but, after adding pages of warnings to the owner's manual, I felt like simply typing in bold letters 'Boats are dangerous'.

A lot of the pleasure of a one-off was in overcoming the design challenges. Steve Etheridge and I spent happy hours mocking up the bow area, where jib boom, tack downhaul, anchor arm and pulpit legs have to coexist in close proximity. Other areas, such as the main hatch, were solved over lunch in the pub. The lifting keel caused Steve some sleepless nights, because the 2:1

disadvantaged ram has to handle forces of over 6 tons to lift the 3 ton keel through 5 feet. This is where the epoxy foam sandwich construction gives way to judicious use of carbon.

I am sometimes asked whether ALISARA has caused me any nightmares. Fortunately, the answer is no, except perhaps when Formula Spars went into administration just before the mast was due to be delivered. She has been soundly built and is fully living up to expectations. Inevitably a few small refinements were carried out over the first winter, such as fitting a stronger jib boom vang and a different water filter, but most of the changes have been as a result of getting to know her better. Anchoring in strong winds has been a worry because the wing mast tends to act as a sail, causing her to tack to and fro. The best solution to date has been to drop a large drogue over the transom, but a second anchor off the bow has also been suggested, although is yet to be tested.

I am not sure whether one should even acknowledge the question of cost. It is a bit like asking someone how much they earn. Custom building in the UK is not a cheap option and certainly not if one goes for a high specification and top quality equipment. However, I was able to substantially reduce the cost by project managing the build and buying practically all the equipment myself. Shall we just say that the costs add up more like an Oyster or Halberg-Rassy than a Bavaria? My dear wife accuses me of prejudicing future help with grandchildren's school fees. To which I reply that they will learn far more sailing with their Granddad than they could ever learn at school. I was also exceptionally lucky with my timing, selling shares at the top of the market so that the effective cost was much less than if I had waited. However, my wife isn't convinced and mutters something about marina fees.

If you have dreams that partly resemble mine and welcome a challenge, then my advice is pursue them avidly. It would be unusual not to have occasional doubts as to whether it is all worthwhile. Just as the buyer of an expensive new car seeks reassurance by reading again the publicity and comparing with other makes, so I have to remind myself of the unique benefits ALISARA brings of performance and comfort in a 40 foot package. It was nice that Yachting World produced a complimentary review, calling her a 'thinking man's cruiser' and a 'custom cruiser with attitude'. Just as important are the comments from all the people who have enjoyed looking over her or coming for a sail.

Exclusions

Owner's personal belongings.

Disclaimer

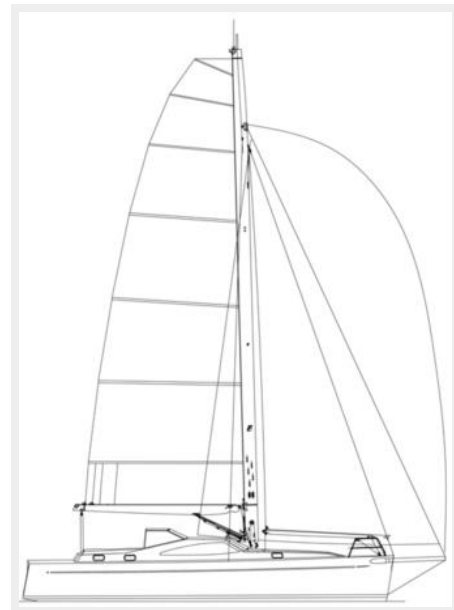
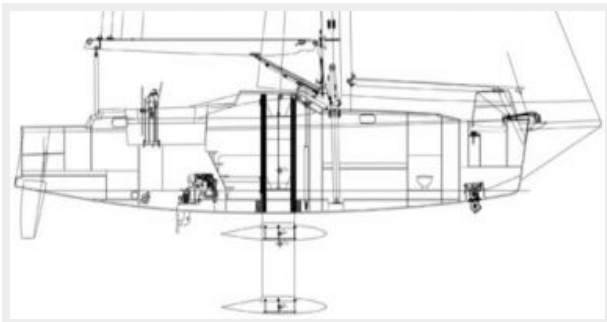
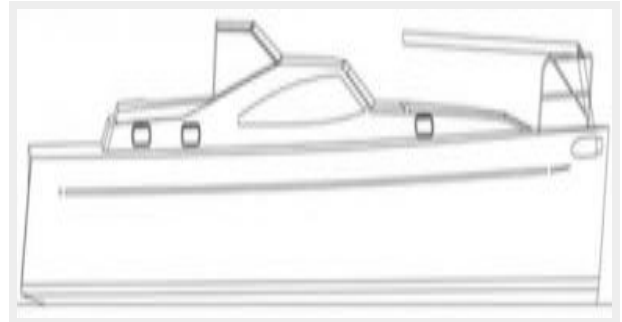
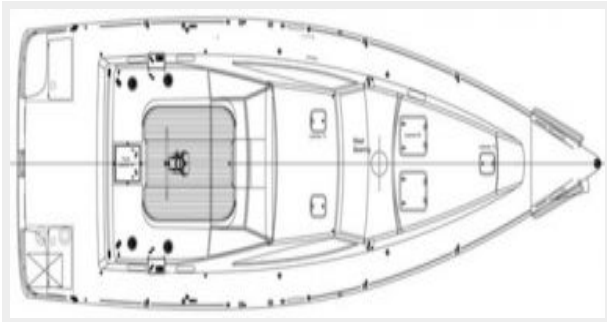
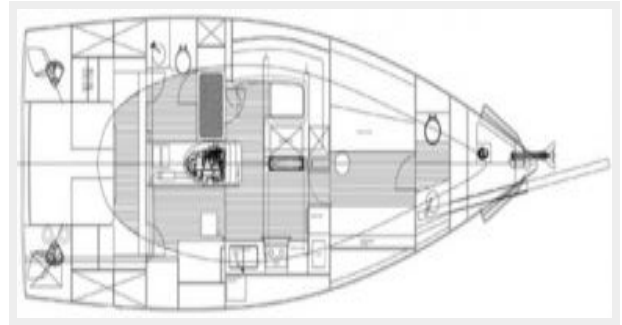
The Company offers the details of this vessel or yacht in good faith but cannot guarantee or warrant the accuracy of this information nor warrant the condition of the vessel. A buyer should instruct his representatives, agents, or his surveyors, to investigate such details as the buyer desires validated. This vessel or yacht is offered subject to prior sale, price change, or withdrawal without notice.

PHOTOS









CONTACTS

Andrey Shestakov, leading yacht broker of the sales department of Shestakov Yacht Sales Inc. Shestakov Yacht Sales Inc., the official representative of the Miami/Fort Lauderdale FL headquarters.

Contact details

Email: andrey@shestakovyachtsales.com

Web: shestakovyachtsales.com/en/

Telephones

USA: +1(954)274-4435

Office hours

Monday – Saturday: **9:00 - 21:00** EDT

Sunday: **closed**

Address



Harbour Towne Marina, 850 NE 3rd St,
STE 213, Dania, FL 33004