

GRENADIER — BURGER



Builder: BURGER

Year Built: 1990

Model: Motor Yacht

Price: PRICE ON APPLICATION

Location: United States

LOA: 98' 0" (29.87m)

Beam: 20' 6" (6.25m)

Max Draft: 6' 6" (1.98m)

Cruise Speed: 13 Kts. (15 MPH)

Max Speed: 20 Kts. (23 MPH)

Our experienced yacht broker, Andrey Shestakov, will help you choose and buy a yacht that best suits your needs **GRENADIER — BURGER** from our catalogue. Presently, at Shestakov Yacht Sales Inc., we have a wide variety of yachts available on our sale's list. We also work in close contact with all the big yacht manufacturers from all over the world.

If you would like to buy a yacht **GRENADIER — BURGER** or would like help answering any questions concerning purchasing, selling or chartering a yacht, please call **+1(954)274-4435**

TABLE OF CONTENTS

TABLE OF CONTENTS	2
SPECIFICATIONS	5
Overview	5
Basic Information	5
Dimensions	5
Speed, Capacities and Weight	5
Accommodations	6
Hull and Deck Information	6
Engine Information	6
DETAILED INFORMATION	7
INTRODUCTION	7
ACCOMMODATIONS	7
GALLEY / CREW DINETTE	8
ELECTRONICS	9
ELECTRICAL	10
ENGINE / MECHANICAL DETAILS	10
DECK	11
MISC / SAFETY	11
EXCLUSIONS	11
Exclusions	12
Disclaimer	12
PHOTOS	13
Pilothouse	13
Pilothouse Helm Station	13
Pilothouse Aft	13
Main Salon Looking Fwd.	13
Main Salon Port	13
Main Salon Looking Aft	13

Main Salon TV	14
Owner's Cabin	14
Owner's Cabin Port	14
Owner's Cabin Stbd.	14
Owner's Head	14
Owner's Tub	14
Port Guest Cabin	14
Stbd. Guest Cabin	14
Stbd. Guest Head	15
Stbd. Guest Shower	15
Crew Cabin	15
Captain's Cabin	15
Crew Head	16
Crew Dinette	16
Laundry	16
Galley	16
Lower Salon	16
Lower Salon Port	16
Lower Salon Stbd.	17
Day Head	17
Flybridge Fwd.	17
Flybridge Helm	17
Flybridge Port Aft	17
Flybridge Stbd. and Aft	17
Bow	17
Foredeck	17
Side Decks	18
Looking Aft	18
Aft Deck	18

Engine Room Looking Fwd.	18
Port Engine	18
Stbd. Engine	18
Bow	19
Engine Room Looking Aft	19
Profile Underway	19
Stbd. Profile	19
Port Aft Qtr.	19
Stbd. Aft Quarter	19
ABS Certificate	20
Layout	20
CONTACTS	21
Contact details	21
Telephones	21
Office hours	21
Address	21

SPECIFICATIONS

Overview

GRENADIER represents a rare opportunity to acquire a handsome, traditional design combined with the renowned Burger build pedigree.

The spacious interior accommodates up to eight guests and four crew, with multiple living and entertainment areas. The current owner has spared no expense in keeping GRENADIER in top working order, including recent completion of Five-Year ABS Survey and Certification, with the exception of paint which awaits new owner's choice of color. A truly special yacht offering great value, and well worth an inspection. Courtesy showings available; make an offer!

Basic Information

Category: Motor Yacht	Model Year: 1990
Year Built: 1990	Country: United States
Coast Guard #: 961728	Vessel Top: Enclosed Pilothouse

Dimensions

LOA: 98' 0" (29.87m)	LWL: 88' 11" (27.10m)
Beam: 20' 6" (6.25m)	Max Draft: 6' 6" (1.98m)

Speed, Capacities and Weight

Cruise Speed: 13 Kts. (15 MPH)	Max Speed: 20 Kts. (23 MPH)
Water Capacity: 2400 Gallons	Holding Tank: 200 Gallons
Fuel Capacity: 8600 Gallons	

Accommodations

Total Cabins: 3

Total Berths: 6

Sleeps: 8

Total Heads: 5

Captain Cabin: True

Crew Cabin: 2

Crew Berths: 3

Crew Sleeps: 4

Hull and Deck Information

Hull Material: Aluminum

Deck Material: Aluminum

Hull Color: Flag Blue

Hull Designer: W. Hodgins

Engine Information

Engines: 2

Manufacturer: Detroit Diesel

Model: 16V92TA

Engine Type: Inboard

Fuel Type: Diesel

DETAILED INFORMATION

INTRODUCTION

GRENADIER represents a rare opportunity to acquire a handsome, traditional design combined with the renowned Burger build pedigree.

The spacious interior accommodates up to eight guests and four crew, with multiple living and entertainment areas. The current owner has spared no expense in keeping GRENADIER in top working order, including recent completion of Five-Year ABS Survey and Certification. A truly special yacht offering great value, and well worth an inspection!

ACCOMMODATIONS

GRENADIER sleeps eight in owner's party in three double staterooms, each with an en-suite bath. Crew's quarters include berths for four in two double staterooms. Interior joiner work is a mix of varnished oak and teak, with teak and holly cabin soles and fabric overheads.

The spacious full-width master stateroom is located below decks aft, with a centerline queen berth surrounded by built-in book shelves and night tables. To port are numerous drawers and cabinets for storage, and to starboard is a built-in settee with teak shelving, drawers and lockers. Forward to port and starboard are cedar-lined wardrobes, with a TV and DVD player, a wet bar, refrigerator and B & G repeater on the starboard forward bulkhead. A private head features a Corian-topped vanity, vacuum toilet, a full-size bath tub and separate shower stall.

The starboard guest stateroom has twin lower berths with teak night table in between. On the inboard bulkhead there is a recessed Pullman upper berth, cedar-lined hanging locker, TV/DVD and generous storage. Adjoining head is forward with large stall shower.

The port guest stateroom has an athwartship double berth with Pullman berth above, hanging locker with generous storage, and a TV/DVD/stereo. Forward is the adjoining en-suite head and shower stall.

Crew quarters are forward and include a captain's cabin with queen berth, hanging locker, ample storage, TV/DVD/stereo and a B&G Hydra 2 repeater. A second crew cabin is to port with upper and lower berths and TV/DVD/stereo. To starboard is the crew head with separate stall shower.

The utility room is aft of crew's quarters and accommodates a full-size washer/dryer, general storage and central vacuum system with four locations.

Moving aft is a watertight door which leads to the engine room.

The pilothouse has an amidships helm station with an elaborate array of navigational aids and equipment. Port and starboard doors give access to the main deck. There is also a raised settee

on the aft bulkhead, offering great visibility while underway. On the port side of the bridge is a cabinet which houses a computer and keyboard, fire alarm controls and various control and monitor panels. Further to port is the electrical panel for the AC/DC controls and shore power distribution, along with volt and amp meters.

The flybridge can be accessed via a companionway that leads up from the pilothouse. This area features a custom windshield with teak frames (2005) that adds a unique quality accent, and is covered by a bimini with side curtains (new 2013). The helm station has a full array of electronics as well as wing stations on each side with engine and bow thruster controls. There are two Stidd helm chairs plus an additional double Stidd seat, with built-in settees each side further aft and a refrigerator to starboard. A custom mast (2005) is aft with boat deck for crane, dinghy and jet ski storage further aft. Teak decks added 2005.

The main salon is aft of the pilothouse and offers a full wet bar with sink, U-Line icemaker, refrigerator, wine cooler (all new appliances 2015) and numerous storage lockers. An entertainment center is to starboard with up/down Sony 32" HD flat screen TV, twin amplifiers and XM sat radio (all new 2015). There are port and starboard wing doors leading forward to the side decks, and the aft bulkhead has a custom counter-balanced double teak sliding door leading to the aft deck.

The aft deck area is protected by an overhang and accommodates a teak dining table with chairs. There are steps leading down to the swim platform, and an electronically-operated hatch accesses the full-headroom lazarette, with a watertight door also leading to the swim platform.

The lower salon is entered from the starboard side of the wheelhouse and features large panoramic windows and an oversized L-settee for comfortable lounging. On the aft bulkhead there is a Sony 32" flat screen HD TV, stereo and numerous raised-panel lockers. To starboard is a large built-in storage unit with multiple drawers and lockers, and there are multiple built-in book shelves on the forward bulkhead.

There is an on-deck day head located forward of the lower salon for easy access by guests.

GALLEY / CREW DINETTE

The galley is located forward of the lower salon and to port on the same level. Opposite to starboard is a crew dinette with Sony 15" TV, JVC stereo and phone system. Galley features include:

- Granite countertops
- Twin large porcelain sinks
- KitchenAid stove top and oven
- KitchenAid dishwasher
- KitchenAid trash compactor
- Whirlpool refrigerator/freezer
- KitchenAid garbage disposal

- KitchenAid instant hot water
- KitchenAid microwave oven
- 110-volt outlets throughout
- Exhaust fan

ELECTRONICS

Pilothouse:

- Garmin 6212 GPS/plotter (2014)
- Garmin AIS (2014)
- Furuno GP-700 backup GPS/plotter (2014)
- (2) Furuno Navnet radar/plotter displays
- VEI 18" screen for all displays and computer
- Simrad AP 25 autopilot with rudder angle indicator
- ICOM M602 VHF (2010)
- B&G 20/20 display
- B&G wind indicator
- International offshore depth finders (port and starboard)
- Geosat WiFi system
- NAIAD stabilizers – 301 M system
- Hynautic engine controls
- Bow thruster controls
- 10" Gimballed constellation compass
- Sensor alarms for the freshwater tanks, day tank, engine, generator and bilges
- Windshield wipers with washers
- Phone and intercom system throughout entire yacht

Flybridge:

- Garmin 6212 GPS/plotter (2014)
- Garmin 7607 backup GPS/plotter (2014)
- (2) Furuno Navnet radar/plotter displays
- Bow thruster controls
- Furuno color video sounder, model FCV582
- NAIAD stabilizer controls
- Trim tabs with position indicators
- Simrad AP 25 autopilot with rudder angle indicator
- Standard Horizon VHF
- (2) B&G 20/20 displays
- (2) Datamarine depth displays
- Sony radio, stereo and speaker controls
- Kahlenberg trumpet air horns and air whistle
- ACR one-mile remote control search light

- Windshield wipers
- Ritchie compass

ELECTRICAL

- 110-volt/220-volt AC single phase electrical system
- 12/24-volt DC electrical system
- All new AGM batteries in 2015
- (2) Northern Lights 40 kW generators with 9,723 hours (port) and 9,641 hours (starboard) as of 11/15. Both generators rebuilt 2004 (1,480 hours since rebuild)
- (2) Mastervolt 24/60 battery chargers (2015)
- Dolphin 24/50 battery charger (2014)
- New cross-over selector switches for charging system (2015)
- (2) Trace inverters
- (2) Acme 208/240 transformers
- 50 and 100 amp/240-volt shore inlets with incoming volt meters at transom and amidships each side
- Numerous shore cables and adapters
- Automatic exterior light sensors
- (4) Flush-mounted recessed under-hull lights at stern
- Adenco security system
- (4) Remote cameras with multiple monitors

ENGINE / MECHANICAL DETAILS

- Twin Detroit Diesel, Model # 16V92 TA - 1,400 hp diesels with 5,327/5,416 original hours port/starboard as of 11/15/2015.
- Port engine rebuilt 1996, with upper end major work 2004; starboard engine rebuilt 2004 (1,653 hours since rebuild)
- Engine work 2015: New Walker air seps, intercoolers serviced, new blower gears, new fuel, oil and cooling hoses
- Glendenning synchronizers (2010)
- Emergency engine shut-down systems
- Hydro Power hydraulic bow thruster
- Automatic engine room fire extinguisher system
- Gem Sensor fuel management system with tank level monitors
- Gems electronic level indicators for all tanks
- New fuel lines, Racor filters, Algae-X system and manifold controls (2015)
- New hydraulic lines for windlass and bow thruster (2015)
- (2) Fresh water pumps and all supply lines replaced (2012)
- SW firefighting pump with 100' hose, remotely operable
- Water maker – 1,400 gal/day

- MarineAir air conditioning – 15 zones total including (2) on flybridge, compressors and controls (all 2012 or newer)
- (2) Manually operated AC bilge pumps via manifold
- (6) Automatic DC bilge pumps
- (2) Hot water heaters (2015)
- Whirlpool washer and dryer
- Central vacuum system
- (5) Microphor vacuum flush toilets
- Hot and cold shower at stern platform

DECK

- Hull and deck are aluminum with Flag Blue Awlgrip topsides, white boot stripe and red bottom
- Anchors: (2) 165 lb. stainless steel with hawse pipes and stainless steel striker plates
- Twin BWC 5000 Maxwell hydraulic windlasses
- Lewmar wireless windlass controls (2015)
- Chain: starboard - 450'; port - 250'
- Hydraulic dinghy lift
- Novurania 16' tender with Yamaha 60 hp motor
- (2) Yamaha jet skis (2013)
- Hydraulic passerelle for stern Med-style boarding
- Six- and eight-step teak/aluminum side ladders
- Swim ladder at stern platform
- Marquip stairway to stern platform
- Multiple deck cushions for sunning

MISC / SAFETY

- (2) Switlick 8-man life rafts with ditch bags
- Paratech sea anchor
- ACR EPIRB
- (2) Offshore flare kits
- (2) Coastal flare kits
- (30) PFDs
- Tool box
- Galleyware
- (8) Megafend fenders with rail holders

EXCLUSIONS

- Lower salon coffee table
- Art work
- (2) Lamps in main salon
- Carpet – main salon
- Personal effects
- Captain's specialty tools

Exclusions

Owner's personal belongings.

Disclaimer


The Company offers the details of this vessel or yacht in good faith but cannot guarantee or warrant the accuracy of this information nor warrant the condition of the vessel. A buyer should instruct his representatives, agents, or his surveyors, to investigate such details as the buyer desires validated. This vessel or yacht is offered subject to prior sale, price change, or withdrawal without notice.

PHOTOS

Pilothouse



Pilothouse Helm Station



Pilothouse Aft



Main Salon Looking Fwd.




Main Salon Port



Main Salon Looking Aft



Main Salon TV**Owner's Cabin****Owner's Cabin Port****Owner's Cabin Stbd.****Owner's Head****Owner's Tub****Port Guest Cabin****Stbd. Guest Cabin**

Stbd. Guest Head



Stbd. Guest Shower




Captain's Cabin




Crew Cabin



Crew Head**Crew Dinette****Laundry****Galley****Lower Salon****Lower Salon Port**

Lower Salon Stbd.**Day Head****Flybridge Fwd.****Flybridge Helm****Flybridge Port Aft****Flybridge Stbd. and Aft****Bow****Foredeck**

Looking Aft**Side Decks****Aft Deck****Engine Room Looking Fwd.****Port Engine****Stbd. Engine**

Engine Room Looking Aft



Bow



Profile Underway



Stbd. Profile



Stbd. Aft Quarter

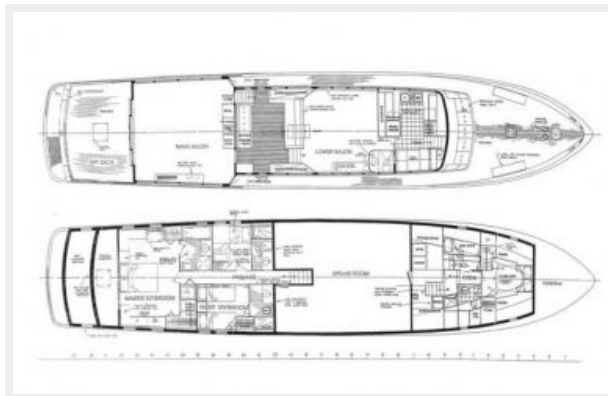


Port Aft Qtr.



ABS Certificate

Layout



CONTACTS

Andrey Shestakov, leading yacht broker of the sales department of Shestakov Yacht Sales Inc. Shestakov Yacht Sales Inc., the official representative of the Miami/Fort Lauderdale FL headquarters.

Contact details

Email: **andrey@shestakovyachtsales.com**

Web: shestakovyachtsales.com/en/

Telephones

USA: **+1(954)274-4435**

Office hours

Monday – Saturday: **9:00 - 21:00 EDT**

Sunday: **closed**

Address



Harbour Towne Marina, 850 NE 3rd St,
STE 213, Dania, FL 33004