

115' EXPLORER — OUTER REEF YACHTS



Судостроитель:
OUTER REEF YACHTS

Год постройки: 2018

Модель: Мега-яхта

Цена: ЦЕНА ЯХТЫ ПО ЗАПРОСУ

Местонахождение: United States

Длина общая: 116' 6" (35.51m)

Ширина: 26' 6" (8.08m)

Макс. осадка: 6' 7" (2.01m)

Купить **115' EXPLORER — OUTER REEF YACHTS** а также выбрать подходящую вам яхту из нашего **каталога яхт** вам поможет опытный яхтенный брокер Андрей Шестаков. На сегодняшний день компания **Shestakov Yacht Sales Inc.** имеет большое количество яхт в **собственном списке продаж**, а также тесно сотрудничает со всеми крупными **яхтенными производителями** по всему миру.

Для того чтобы купить яхту **115' EXPLORER — OUTER REEF YACHTS** а также проконсультироваться по любому вопросу связанному с покупкой, продажей, чартером яхт позвоните по телефону **+7(918)465-66-44**.

ОГЛАВЛЕНИЕ

ОГЛАВЛЕНИЕ	2
ХАРАКТЕРИСТИКИ	3
Обзор	3
Основная информация	29
Размеры	29
Скорость, вместимость и масса	29
Размещение	30
Корпус и палуба	30
Информация о двигателе	30
ФОТОГРАФИИ	31
КОНТАКТЫ	32
Контактная информация	32
Телефоны	32
Время работы	32
Адрес	32

ХАРАКТЕРИСТИКИ

Обзор

GENERAL CONDITIONS

- This Specification is presented by Outer Reef Yachts to describe the content of its 115' Tri-Deck Motoryacht with a semi-displacement hull form.
- The entire vessel will be constructed of Fiberglass Reinforced Plastic hereinafter referenced as FRP
- The yacht will be designed and built in accordance with RINA and MCA rules governing vessels intended for private use and carrying 12 or less passengers
- Outer Reef reserves the right to deviate from the Specification as part of its continuous product development process for the improvement of its vessels
- Any modification of the design, construction, outfitting, etc.... which implies a change in price, weight, stability, speeds, ranges, noise, vibration, delivery time and/or affect any other element of this specification shall only be carried out upon any such modifications being approved in writing between the Owner and Outer Reef Yachts via a "Change Order Document"
- If there are any conflicts between the "Standard Specification" and the "Contract Plans", the "Standard Specification" will prevail
- All materials used in the construction of the vessel will be conforming with luxury yacht building best practices and Outer Reef standards. All materials will be new and of best marine quality and suitable for their intended use

HULL & SUPERSTRUCTURE CONSTRUCTION

- Hand laid-up FRP hull with PVC core sandwich construction above water line and solid laminates below
- All laminate, will be specified by and in accordance with class rules
- Vinylester barrier lamination for osmosis protection
- Full length longitudinal stringers, athwartship webs and class approved watertight bulkheads
- All passages for electrical, piping and any other services through watertight structures will be made watertight via packing glands or similar per class approvals
- Gel coated finish above and below waterline as preparatory coating for eventual application of painted primers and top coats
- Two (2) coats of black antifouling paint over five (5) coats of epoxy primer below waterline
- Integrally molded rub rails with stainless steel capping
- Full length keel extends below running gear
- Class approved stainless steel portlights
- PVC cored construction by Corecell, Divinicell or equal
- All deck and hull area hardware attachments installed within solid lamination (de-

cored zones)

- Bilge area finished smooth and coated with bright white epoxy paint
- Windows of tempered safety glass throughout main and upper deck areas per class approvals for span, thickness and impact strength
- Welded construction where required to be in alum. by MIG and TIG to survey standards

TANKAGE

- One (1) Grey water holding tank with a max capacity of 500 US gallons with two (2) macerator/discharge pumps. One (1) is wired and plumbed for backup redundancy
- One (1) Black water holding tank with a max capacity of 600 US gallons with two (2) macerator/discharge pumps. One (1) is wired and plumbed for backup redundancy
- Two (2) stainless steel water tank with a max capacity of 600 US gallons each (2270 lts x 2)
- Five (5) integral fuel tanks with a total capacity of 6,800 US gallons (25740 lts)
- Two Lube Oil Tanks, new and used: New 118 US gallons, Used 140 US gallons
- Lexan sight gauges on all tanks as possible
- Inspection and cleaning ports on all tanks
- Fuel fills built into house sides in FRP cabinet with overflow drains

PAINTING AND FAIRING

- All surfaces above waterline shall be faired smooth with microballon filled epoxy compounds as needed
- All surfaces must be degreased and cleaned free of all corrosion products, sand, dirt, rust, oil and foreign matter
- Hull bottom approx. 30 mils. bottom coat system , two (2) coats of primer, two (2) coats of barrier & anti-fouling paint
- Topsides primed with two (2) coats of epoxy primer and top coated with two (2) coats of a polyurethane paint system
- Any decks that are not teak will be sprayed w/ a non-skid finish

ACOUSTICS AND VIBRATION DAMPENING

- Full vessel wide sound dampening system to Industry Consultants Plan
- Isolation mounts for machinery
- Isolation & decoupling program for accommodations

MACHINERY AND PIPED SYSTEMS

- ABT Trac 36hp 12" hydraulic stern thruster
- ABT Trac 100hp 20" hydraulic bow thruster
- ABT Trac 440 stabilizers

- Northern Lights uplift water separator exhaust
- Underwater exhaust system with bypass and FRP mufflers
- Copper bonding system to all underwater fittings with zinc anodes
- Two (2) Seatorque enclosed drive shaft systems and two (2) Nibral propellers
- Rigid fresh water pipes and color coded fuel lines per class regulations
- Stainless steel struts with bearings
- Headhunter 24v DC fresh water pump with accumulator tank
- Multiple 24v DC automatic shower sump systems with external pumps
- Accessible piping/ wiring raceway throughout
- Separate fuel filters (4) with water alarms (2) on engines (2) for generators
- Multiple fuel tanks with electric sender units and sight gauges where possible mercury type
- Manual bilge pump with changeover valve to pump fore and aft
- Bilge pumps (24V automatic), Engine Room = one (1) flood pump 600L hr and one (1) 1750 L hr
- Amidships = one (1) flood pump 6000 L hr and one (1) 1750 L hr pump and forward in thruster compartment = one (1) 1750 L hr All per Class rules
- Bilge water alarms forward and aft plus Pilot House and crew lounge
- Electric 24V scavenger bilge pump in engine room
- Extensive Sound insulation throughout engine room
- Freshwater engine top up hose and spigot
- 24V emergency alert alarm red light
- Automatic fire extinguisher system w/ engine/generator and fan shut down
- 24V hydraulic pump for passerelle
- Engine gear driven hydraulic pump for thrusters and anchor windlass

ENGINE ROOM

- Acoustically insulated stand-up engine room lined with sound absorbing material
- Edura beige coin dot flooring
- Fiberglass drip pans under engines
- Northern Lights Generators - two (2) 65kw (60hz) w/ sound shields
- Cruisair chilled water air conditioning system
- Two (2) oversized sea chests with cross-over connection tube
- Ball-valve bronze seacocks on all through-hulls below waterline located in sea chests
- Oil change pump for engines and generators
- Two (2) isolation transformers
- Two (2) prop shaft brushes
- Two (2) Racor 75/1000 max dual fuel filters with gauges for main engines
- Two (2) Racor 75/1000 max single fuel filters for generators
- Tides packless shaft seals with one (1) spare seal for each shaft
- Fuel polishing system
- Fuel management system with fuel transfer pump

- Fireboy fire suppression system including both intake and outlet air shutdown system with aluminum louvers all per class regulations
- Four (4) automatic bilge pumps 24v DC and emergency bilge suction on engine

1. In the guest passageway bilge 1- 3700 GPH
2. In the forward crew bilge 1-3700 GPH
3. In the forward engine room bilge 1-3700 GPH
4. In the lazarette bilge aft 1-3700 GPH

- Fire system and bilge high-water alarm system with warning panel
- Fresh water hose bibb
- Batteries in FRP boxes:

1. Two (2) engine banks with two (2) 8D batteries for each bank
2. One (1) house bank with four (4) 8D batteries with a total 510 amp-hours (24VDC)
3. Two (2) generator banks with one (1) battery each

- One (1) 24v and one (1) 12v battery charger
- Two (2) battery isolators
- Two (2) 40 gallon water heaters with heat exchanger
- Four (4) 24v DC blowers
- Eight (10) LED overhead Lights -110v AC/24v DC (220v AC/ 24v DC for AU-EU) with two (2) two-way switches
- Two (2) 110v AC GFI outlets (220v 50hz for AU-EU) with water proof covers
- 316 Stainless steel safety rails around engines
- Work bench space
- Two watertight bulkheads
- Watertight aluminum engine room door with sight window

PROPULSION AND STEERING SYSTEMS

- Main Engines, twin CAT 12 cylinder in line, C32 “C” or “D” rated, Diesel Engines of approx.. 1300 bhp / 970bkw @ 1800rpm
- Two (2) Michigan Wheel (NiBrAl) medium skewed five-blade propellers
- Custom S.S. P-brackets
- Two (2) Seatorque enclosed drive shaft systems
- High performance 316 stainless steel balanced spade foil section rudders
- 36 hp Trac or equal stern thruster 12” hydraulic
- 100 hp Trac or equal bow thruster 20” hydraulic
- Seawater strainers two (2) main engines/Two (2) generators
- Seacocks on all underwater fittings
- Full cathodic bonding system to zinc anodes
- Hydraulic stabilizers by Trac or equal sized to vessel displ.
- Seawater piping in CuNi an/or per class approvals

AIR CONDITIONING AND VENTILATION

- Engine room blowers AS (60cm – 2ft diameter)
- Delta-T engine room air blowers, demisters & emergency fire flaps
- Air conditioning make up and extraction system to vendor recommendations
- Cruise Air Chilled water system sized for cubic footage of vessel interior

ELECTRICAL SYSTEMS

- WheelHouse™ Technologies, Inc Marine Maintenance System
- Two (2) 65 KVA 1800rpm, 60 Hz generators with sound shields and remote starting from P.H.
- Water separating/silencers, Verna-Lift type muffler system with wet and dry exhaust separation
- Generators have own 24V batteries
- Glendinning cable masters, two (2) 100amp, 3-phase, 50hz dockside connection, 75ft leads with remotes
- 100 KVA shore power converter
- USB and TV dockside connections
- Two (2) galvanic isolators
- Main DC and AC breaker panel, circuits protected by re-set-able circuit breakers
- Vessel wide Systems monitoring by Simon or equal with limited points
- Auto parallel function
- Change-over protection for generators
- Remote battery switches controlled from locker in cockpit
- 24V 80amp battery chargers
- 12V 40amp battery chargers
- Battery coupling system
- Battery bank for engine starting
- Battery bank for general service and emergency
- Battery bank for generator starting
- Two (2) 40 gallon water heaters
- Engine bay and bilge lights

MISCELLANEOUS

- Power steering hydraulic (one pump from each engine)
- Emergency steering lock system
- Headhunter toilet system
- Black holding tank/MSD by Headhunter Systems with dockside pump-out, 24V macerator overboard pump-out and level indicator
- Stainless steel water tanks with electric sending units 2272L (600 Gal) each
- Fresh water pressure system
- Two (2) TBD SS lined hot water tanks
- One (1) water makers- 1,600gallons/day
- Chilled water reverse cycle air conditioning/heating system by Cruisair with tonnage TBD by loads

- Oily water separator
- Fuel centrifuge
- Navigation, communication & audio-visual equipment by allowance

FORE DECK

- Foredeck with white non-skid surface
- Class approved, water-tight hatch to anchor locker approx.. 30" x 30" clear with hold open springs
- Divided chain locker with chafe guard plating within between hull sides and chain
- Ladder into chain locker with various shelving and grates for gear storage
- Varnished Teak on bulwark caps increasing in width going forward
- Two (2) sets of oversized 316 SS mooring bits with adjacent SS hawser leads through bulwark/hull sides
- 316 Stainless steel handrails either side of central stair case to Portuguese deck
- Deck lockers aft either side of stairway with watertight locking doors finished in white epoxy paint
- Salt water wash down pump with outlet at windlass pod
- Fresh water wash down pump with outlet at fwd step
- Salt water and fresh water 316 SS faucets inside foredeck lockers
- LED courtesy lights around windlass pod and either side of steps to deck above
- Two (2) 110v AC GFI outlets inside each bow locker
- Four (4) Oversized Deck drains plumbed to boot-stripe to prevent black streaks
- Fender locker hatches P&S into bow deck lockers with hanging racks and drain catches for wash down. Recoiling FW hose within each locker
- Two (2) 11,000 vertical hydraulic anchor windlass
- Chain stopper, devil's claw & tensioner to suit chain, all per class
- Two (2) 325kg high holding power, polished stainless steel Poole type anchors
- Two (2) lengths of galvanized U2 stud link chain, 20mm 1x 135m 1x 200m w/ superbox swivels
- Windlass island with integral spurling tubes and drain basin.
- Custom Bow Flag Staff
- Centerline step/seat base with hose storage within and recessed deck wash/spigot in face recess
- Freeing ports P & S per class rules
- Overhead lifeline system outboard of house spanning aft for safe cleaning of Master SR windows

SIDE DECKS

- Decks clad with teak decking
- Stainless steel handrails alongside decks
- Watertight main entry doors port and starboard amidships
- House side fixed windows with tinted tempered glass
- Two (2) sets of 316 stainless steel spring-line chocks per side

- Three (3) sets of 316 stainless steel hawser holes with stainless steel horn cleats per side recessed in bulwarks
- Fuel fill fittings for tanks recessed into house side boxes P & S
- 316 stainless steel house side rails
- Multiple LED courtesy lights along walk ways
- Multiple LED overhead lights with two (2) standard switches
- Stairways Port & Starboard to Pilot deck, teak clad and flanked by 316 SS rails
- Teak cap rail with 316 stanchions within open spans
- Water fills, port and starboard
- Multiple freeing ports per class requirements
- Flush fit escape hatches for aft guest cabins
- Inward swinging entry gates port and starboard
- Drain gutter outboard of teak decking with oversized drains to collection boxes in boot stripe
- Watertight access door to Engine room escape/air shaft to class requirements
- Weathertight access door to Stbd. Locker under stair

AFT DECK AREA

- Teak decking throughout aft deck with drain gutter and margin plates surrounding
- Stairway built-in to port and starboard side from swim platform to aft deck with SS loop type gate doors
- Aft deck wrap around FRP bench seating with storage beneath
- Sunbrella® furniture fabric for aft deck and Portuguese seats (* included in décor allowance)
- Fixed aft deck table – teak with stainless steel bases and filler section to form one large table
- Fresh water wash down outlet
- (2) Glendinning 100 amp cable master with 75'' of cable on transom.
- Glendinning electronic engine controls via hand held remote
- Multiple LED courtesy lights with two (2) two-way switches
- Multiple LED overhead lights with one (1) standard switch inside the salon
- Multiple 110v AC GFI outlets
- 316 Stainless steel heavy duty cleats secured to stainless steel backing plates inside bulwarks
- Deck scuppers piped out through transom at boot stripe
- Bar with solid surfacing top , misc. storage, buffet across front wall, under-counter ref/ice maker
- Four (4) stools with S.S. bases and izit-leather cushion covers
- Solid surface sink and SS faucet set
- Misc. rail systems of SS and teak caps
- Powered sliding door into Salon of Polished SS in combination with flanking windows full height, floor to ceiling
- Stairs to Sun Deck Above with 316 SS rails

- Air trunks P&S with Delta-T fans within
- Air trunk storage locker STBD side
- Air trunk E.R. escape Port side via water tight door with 16" threshold per class
- Polished SS compression posts P&S
- Patterned overhead slick finished
- Teak planking and nose on treads to Sun Deck above
- Aft capstans (2) 3500 lbs capacity
- Inward swinging Gates port and stbd
- Hawsers in transom corner with roller fairleads
- SS mooring bits P&S
- Freeing ports per class requirements

SWIM PLATFORM AND TRANSOM

- Access stairs to aft deck P&S
- Twin stern cleats in stainless steel
- Safety lighting sides of steps and around transom
- Wing storage via doors in sides
- Teak planked deck and stair treads
- Box-in hide-away shower fixture
- Removable Stainless steel loop style handrails 50mm
- Watertight pantograph door to Lazarette
- Electro-Hydraulic stern Passerelle
- Shore power connections for AC & conditioning system, stbd. wing
- TV/USB connection
- Dockside water connection
- Watertight rudder locker & fender storage hatch
- Bathing ladder of 316 SS removable from sockets to be stored in Laz.
- Twin swim platform pop-up cleats in stainless steel
- Larger tender towing bits system on platform and aft deck areas
- (2) Glendinning 100 amp cable master with 75' of cable on transom with
- Six(6) underwater light, 4 across transom and one on each side of platform

PORTUGUESE BRIDGE

- Portuguese bridge with teak planking throughout
- Locker doors in aft face of Portuguese bridge P & S
- 316 Stainless steel handrail on top of Portuguese bridge
- Five (5) stainless steel Exalto dual speed self-parking windshield wipers with wash down system
- Clear tempered glass in forward facing windshields per class regulations
- Windows are fixed with FRP recessed frames - no FRP trim around for easy removal and installation of glass
- Multiple LED courtesy lights with two (2) switch locations
- Multiple Overhead LED down lights

- Docking stations, port & starboard with full lids for weather-tight seal
- Watertight door from pilot house to side decks P& S
- Full walk around to bow deck with venturi type windscreen
- Patterned overhead with slick finish
- Varnished teak cap rail
- Wrap around seating at base of Pilothouse windshield with SS pedestal table in front and storage under.
- Handrails of 316SS around settee and down central passage to bow.
- Overhead lifeline system outboard of house spanning aft for safe cleaning of Sky Lounge windows

SUN DECK

- Bar and buffet areas outboard P&S with solid surfacing tops
- Icemaker & refrigerator
- Glass & bottle storage behind flush doors with drawers within
- Engine Room air boxes with demisters
- Polished stainless steel compression posts
- Teak planked, patterned deck coverings
- Patterned slick finished overhead panels
- Stainless steel bar sink & faucet set
- Open deck lounge zone across back with SS rails surrounding
- Twenty (20) life jackets in overhead drop down panel box
- Flush stainless steel screw eyes installed in deck to hold down furniture during heavy passage making
- Stairwells up and down with teak treads on all plus SS rails per designer details
- Curved Electric polished SS sliding doors into Sky lounge with full height glass and minimal framing
- Custom flag staff aft and stern light
- Stern docking lights mounted to underside of deck aft
- Stairs down to aft deck and up to flybridge
- Stainless Steel BBQ grill outboard to port side, Kenyon “Texan”

FLYBRIDGE AND BOAT DECK

- 316 Stainless steel safety rails
- Venturi windscreen with 316 stainless steel rails
- Carlisle & Finch 120v searchlight with dual station controls
- Two (2) L-shaped settees with Sunbrella® furniture fabric for cushions (* included in décor allowance) and two (2) hi-lo tables
- Five (5) Aquasignal navigation lights in accordance with appropriate collision regulations
- Kahlenberg triple trumpet air horn with compressor
- 316 Stainless steel mast with bow and anchor lights
- Multiple LED courtesy lights and two (2) two-way switches

- Multiple LED overhead lights with one (1) standard switch
- Two (2) LED service lights under flybridge sun pads
- One (1) LED courtesy light on step down to boat deck
- Four(4) 110v AC GFI outlets
- Deck with white non-skid surface
- 316 Stainless steel hand rails
- Cabinets behind settee for bar storage with solid surfaced sink & SS faucet set
- Solid surfaced, island bar on centerline with refrigerator, icemaker and storages under and 4 stools behind with polished SS bases
- Stainless Steel BBQ grill outboard to port side, Kenyon “Texan”
- Wrap around settee lounges P&S w/ storage within & “Sunbrella” cushions & canvas covers
- Half-Moon Dinette with built in storage within & “Sunbrella” cushions & canvas cover
- Dinette table of solid surfacing with stainless steel legs
- Hot tub fwd. with overflow drain edge detail
- Built-in fwd. sun pads w/ storage under P & S
- Two (2) teak tables, fixed with SS bases
- Enclosed storage boxes P&S for cushions
- Custom arch and mast assembly with FRP hard top having retractable fabric type opening and SS stanchions
- IMCO navigation lights
- Pair of ACR search lights
- Mast with nav/ coms equipment mounts
- One approx.. 17' tender (owner supplied)
- 3000lb capacity aluminum painted Aritex davit with 4 way hydraulic control with rotating base, luff, lift, pendant switch and a 12' retract/extension arm
- Removable support cradles for tender
- Flush stainless steel screw eyes installed in deck to hold down tenders during heavy passage making
- Deck flood lights in aft edge of hardtop

INTERIOR ALLOWANCE

- Interior décor allowance \$150,000.00. This is a “Use or Lose” allowance for the purchase of interior and exterior soft goods (cushion fabrics, bed covers, shams, pillows, etc). This allowance is not transferable to any designer other than Outer Reef’s designated in house designer

CREW STATEROOMS 1 & 2 FWD

- Two (2) class approved fixed portlights in polished SS with deadlight covers
- 7” layered foam mattresses
- One (1) hanging locker with split interior compartment, cedar lined and mirror inside doors

- Automatic interior light in locker
- Satin varnish on interior woodwork
- Drawers with full extension guides and push button latches
- Wood veneer entry door with solid stock frames and jambs
- Chrome door handles on all interior lockers
- Door stops and holders
- Three (3) 110v AC outlets
- One (1) USB outlet
- One (1) TV outlet
- Six (6) LED overhead lights with two (2) two-way switches and two(2) standard switches
- Cruisair air conditioning control panel
- Carpeted floor with acoustical pad from decor allowance from decor allowance
- Stacked single bunks in two (2) cabins
- Drawers under berths
- Shelves or cubbies outboard of berths where possible
- Dresser w/ multiple drawers
- Cabinetry and walls throughout crew of overlay Formica w/ Mahogany trim
- Vinyl covered padded panels in 6" strips outboard of berths
- Overhead vinyl covered panels or Whisper Wall system
- Overhead lights, bunk lights, closet light w/ auto switch in hanging lockers, & under cabinet lighting
- Two (2) life vests in each cabin
- One (1) fire extinguisher per cabin
- Class approved escape hatch to bow lockers with fixed SS ladder on Fwd. crew hallway bulkhead

CREW HEAD(S) 1 & 2

- Molded white FRP shower
- Custom tempered glass shower door and enclosure
- One (1) Class approved polished SS fixed portlight with deadlight cover
- Grohe Relaxa Plus chrome pulsator hand shower with hose and soap dish
- Chrome Grohe center-set single lever faucet at sink
- Corian or equal single bowl sink, top and backsplashes
- Medicine cabinet outboard of sink w/ sliding mirrored doors
- Linen cabinet fwd.
- Formica overlay vanity cabinet w/ Mahogany trim, doors and drawers
- Wood veneer entry door with solid stock frames and jambs
- Chrome door handles on all interior lockers
- Overhead vinyl covered panels
- Tecma Marine 24v electric white short bowl toilet with sanitary hose for all discharge plumbing
- One (1) 110v AC GFI outlet

- Four (4) LED overhead lights
- Amtico simulated wood, Vinyl flooring
- Overlay Formica walls
- Towel bar, toilet paper holder, Toothbrush/cup holder, soap dish
- Air conditioning supply outlet
- 24v DC ventilator blower
- Trash receptacle

CREW STATEROOM 3

- One (1) class approved fixed portlight in polished SS with deadlight covers
- One (1) hanging locker, cedar lined and mirror inside doors
- Writing desk with drawers under and overhead bookshelf type storage above extending outboard above berth
- Automatic interior light in locker
- Satin varnish on interior woodwork
- Drawers with full extension guides and push button latches
- Wood veneer entry door with solid stock frames and jambs
- Chrome door handles on all interior lockers
- Door stops and holders
- Three (3) 110v AC outlets
- One (1) USB outlet
- One (1) TV outlet
- Six (6) LED overhead lights with two (2) two-way switches and two(2) standard switches
- Cruisair air conditioning control panel
- Carpeted floor with acoustical pad from decor allowance
- Oversized single bunk with 7" layered foam mattress
- Drawers under elevated berth
- Shelves or cubbies outboard of berth where possible
- Cabinetry and walls throughout crew of overlay Formica w/ Mahogany trim
- Vinyl covered padded panels in 6" strips outboard of berths
- Overhead vinyl covered panels
- Overhead lights, bunk lights, closet light w/ auto switch in hanging lockers, & under cabinet lighting
- Two (2) life vests in cabin
- One (1) fire extinguisher in cabin

CREW HEAD 3

- Molded white FRP shower
- Custom tempered glass shower door and enclosure
- One (1) Class approved polished SS fixed portlight with deadlight cover
- Grohe Relaxa Plus chrome pulsator hand shower with hose and soap dish
- Chrome Grohe center-set single lever faucet at sink

- Corian or equal single bowl sink, top and backsplash
- Medicine cabinet outboard of sink w/ sliding mirrored doors
- Linen cabinet fwd.
- Formica overlay vanity cabinet w/ Mahogany trim, doors and drawers
- Wood veneer entry door with solid stock frames and jambs
- Chrome door handles on all interior lockers
- Overhead vinyl covered panels
- Tecma Marine 24v electric white short bowl toilet with sanitary hose for all discharge plumbing
- One (1) 110v AC GFI outlet
- Three(3) LED overhead lights
- Amtico simulated wood, Vinyl flooring
- Overlay Formica walls
- Towel bar, toilet paper holder, Toothbrush/cup holder, soap dish
- Air conditioning supply outlet
- 24v DC ventilator blower
- Trash receptacle

CREW GALLEY AND LOUNGE

- L-shaped settee, vinyl padded upholstery on Formica covered base w/ drawers and drop-in storage under
- Corian tabletop on polished aluminum pedestals
- Cabinets outboard for shelves and storage
- Corian ledge surrounding banquet seating
- Cabinets inboard for TV and with minimal book and DVD storage
- Stairs to main deck galley and stairs to fwd Crew cabins
- Amtico simulated wood, Vinyl flooring
- Overlay Formica walls with mahogany trim
- Overhead vinyl covered panels
- Corian countertop for galley cabinetry w/ 100mm backsplash
- Full size Sub-Zero refrigerator/freezer/ice
- Stainless steel under-mounted sink
- Chrome Grohe Europlus II faucet with pull out spray
- Two (2) burner electric cooktop
- Microwave oven with vent hood integral
- 30" TV/DVD, radio and overhead speakers
- AMS LCD screen
- CCTV LCD screen
- USB
- Multiple LED overheads lights and multiple lower level LED courtesy lights
- One (1) 110v AC GFI galley outlet
- Two (2) 110v AC lounge outlets
- One (1) USB outlet

- One (1) TV outlet
- One (1) class approved polished SS fixed portlight w/ deadlight covers
- Paper towel holder
- Trash receptacle
- 30" x 40" hatch to hold below with gas cylinder assists
- Full size stacked washer/dryer unit with linen storage across hallway
- Formica Overlay cabinets and cabinet doors with mahogany trim and chrome push-button locks
- Drawers with full extension guides and push button latches

GUEST STATEROOMS 1 & 2

- Stateroom #1 Single beds, with inner spring mattresses with drawers under and "Pullman Berth" built into inboard wall
- Stateroom #2 Tapered inner spring, queen size bed with drawers under
- Bookshelf nooks built-in outboard of berths
- One (1) bedside table w/ three (3) drawers
- Aromatic cedar lined hanging lockers outboard w/ drawers below & mirrors inside of doors
- Fabric covered padded headboards
- TV flush fit in aft wall
- Soffit over outboard window ledge for HVAC
- Carpet flooring w/ acoustic pad from decor allowance
- Vinyl wrapped wall panels above chair rail with veneer and solid stock trimmed walls below to base board
- Wood veneer doors with solid stock frames and jambs
- Chrome door handles on all interior lockers
- Satin varnish on interior woodwork
- Drawers with full extension guides and push button latches
- Overhead vinyl covered panels
- Wood Venetian blinds 30mm slats from decor allowance
- Outboard V-grooved horizontal plank-look padded panels above height of shelf unit
- Roman shades w/ room darkening inner linings from decor allowance
- 30" flat panel TV
- I-pod dock and twin overhead speakers
- Two (2) 110v AC outlets
- One (1) USB outlet
- Five (5) LED overhead lights with two (2) two-way dimmer switches and one (1) standard dimmer switch
- Two (2) Cantalupi chrome reading/bunk lights
- LED rope lighting under the bed and at valance with one (1) standard switch
- Automatic interior lights in lockers
- Cruisair air conditioning control panel

- Two (2) class approved fixed portlights of polished SS w/ deadlight covers
- Trash receptacle
- Three (3) life vests in each room
- One (1) fire extinguisher in each room
- Guest #2 secondary hidden entry door to crew hallway for cleaning access in charter conditions

GUEST HEADS 1 & 2

- Single sink vanity w/ stone slab w/ fiddle edge top, Mahogany base w/ drawers & shelves within
- Under-mount Kohler ceramic sink
- Mirror above medicine cabinet outboard
- Chrome Grohe center-set single lever faucet at sink
- Satin varnish on interior woodwork
- Drawers with full extension guides and push button latches
- Wood veneer doors with solid stock frames and jambs
- Chrome door handles on all interior lockers
- Headhunter 24v electric long bowl white toilet with sanitary hose for all discharge plumbing
- One (1) 110v AC GFI outlet
- Four (4) LED overhead lights with two (2) standard switches
- Rope lighting in toe kick, dimming LED type
- 24v DC ventilator blower
- Fiberglass shower module lined with marble veneers and seat tops and built in soap nooks outboard
- Custom tempered glass shower door & enclosure
- Grohe Relaxa Plus chrome pulsator hand shower with hose and soap dish
- Patterned marble tile flooring
- V-grooved horizontal plank-look plywood wall covering outboard with satin painted finish,
- Overhead vinyl covered panels
- Towel bars, toilet paper holder, toothbrush/cup holder, soap dish & holder
- Overhead, rope lights in toe kick, vanity & waterproof shower light
- Trash receptacle

GUEST STATEROOMS 3 & 4

- Tapered inner spring mattress, queen size bed with drawers under and soffit above
- Shelf outboard with HVAC soffit above portlights
- Two (2) bedside tables w/ two (2) drawers and open shelf below
- Aromatic cedar lined hanging lockers inboard with mirrors inside of doors
- Dresser with adjacent writing desk/vanity on aft wall with drawers below and TV above

- Dresser at entry with multiple drawers within
- Fabric covered padded headboards
- TV flush fit in aft wall
- Carpet flooring w/ acoustic pad from decor allowance
- Vinyl wrapped wall panels above chair rail with veneer and solid stock trimmed walls below to base board
- Wood veneer doors with solid stock frames and jambs
- Chrome door handles on all interior lockers
- Satin varnish on interior woodwork
- Drawers with full extension guides and push button latches
- Overhead vinyl covered panels
- Wood Venetian blinds 30mm slats from decor allowance
- Outboard V-grooved horizontal plank-look padded panels above height of shelf unit
- Roman shades w/ room darkening inner linings from decor allowance 30" flat panel TV
- I-pod dock and twin overhead speakers
- Four (4) 110v AC outlets
- One (1) USB outlet
- Six (6) LED overhead lights with two (2) two-way dimmer switches and one (1) standard dimmer switch
- Two (2) Cantalupi chrome reading/bunk lights
- LED rope lighting under the bed and at valance with one (1) standard switch
- Automatic interior lights in lockers
- Cruisair air conditioning control panel
- Two (2) class approved fixed portlights of polished SS w/ deadlight covers
- Trash receptacle
- Three (3) life vests in each room
- One (1) fire extinguisher in each room
- Escape hatch to side deck above

GUEST HEAD(S) 3 & 4

- Single sink vanity w/ stone slab w/ fiddle edge top, Mahogany base w/ drawers & shelves within
- Under-mount Kohler ceramic sink
- Mirror above with medicine cabinet
- Chrome Grohe center-set single lever faucet at sink
- Satin varnish on interior woodwork
- Drawers with full extension guides and push button latches
- Wood veneer doors with solid stock frames and jambs
- Chrome door handles on all interior lockers
- Headhunter 24v electric long bowl white toilet with sanitary hose for all discharge plumbing

- One (1) 110v AC GFI outlet
- Five (5) LED overhead lights with two (2) standard switches
- Rope lighting in toe kick, dimming LED type
- 24v DC ventilator blower
- Fiberglass shower module lined with marble veneers and seat tops and built in soap nooks outboard
- Custom tempered glass shower door & enclosure
- Grohe Relaxa Plus chrome pulsator hand shower with hose and soap dish
- Patterned marble tile flooring
- V-grooved horizontal plank-look plywood wall covering outboard with satin painted finish,
- Overhead vinyl covered panels
- Towel bars, toilet paper holder, toothbrush/cup holder, soap dish & holder
- Overhead, rope lights in toe kick, vanity & waterproof shower light
- Trash receptacle

LOWER DECK FOYER

- Vinyl covered panel walls, wood veneer panels below chair rail height plus decorative columns
- Six (6) LED overhead lights with two (2) two-way switches and one (1) standard switch
- Courtesy lights along stairs
- Storage under steps of both stairwells - linen storage in locker under galley stairs, luggage under foyer stairs
- Nutone central vacuum system outlet
- Wood veneer doors with solid stock frames and jambs
- Stair to upper foyer, carpet runner to expose wood steps
- Custom wood rails, posts & ballaster
- Built-in linen cabinets and buffet/art display cabinet with stone top
- Refrig under buffet cabinet
- Storage under stairs
- Raised soffit feature centered in foyer w/ domed punch-up and LED rope lighting within.
- Hatch to central bilge
- Patterned marble flooring (from shipyard standards)
- Overhead vinyl covered panels & faux painted punch-up soffit area
- Fire extinguisher
- Full size stacking washer and dryer

LAZZARETTE

- Multiple workbenches w/ storage below & above as allowable
- Electric panels & shore power conversion system
- Misc. gear storage lockers outbd.

- Amtico Vinyl product flooring
- Perforated aluminum panels or Formica plywood wall covering with acoustic treatments within
- Perforated aluminum or Sintra board overhead panels
- Fluorescent, overhead & task lighting at workbenches
- Stainless steel sink & Kohler chrome faucet
- Snap On or equal bench vise and tool chest built into work areas
- Two (2) portable type rated fire extinguishers per class regulations
- Trash receptacle
- Watertight door to Sport Deck
- Full size ref./freezer
- Stacking washer & dryer unit
- Water-Tight class approved engine room door
- Dive gear racks and gear storage lockers
- Two (2) class approved fixed portlights of polished SS w/ deadlight covers

ENGINEER'S / PILOT'S CABIN

- Cross over type single bunks with 7" layered foam mattress
- Drawers under outboard berth and split hanging locker under upper berth
- Dresser w/ multiple drawers and writing desk aft
- Wood veneer doors with solid stock frames and jambs
- Carpet flooring w/ acoustical pad from decor allowance
- Cabinetry and walls of overlay Formica overlay plywood w/ Mahogany trim
- Vinyl covered padded panels in 6" strips outboard of berths
- Stretched vinyl, removable paneled ceiling
- USB
- 20" flat panel TV bulkhead mounted
- AMS LCD screen
- Overhead lights, bunk lights, closet light w/ auto switch in hanging lockers, & under cabinet lighting
- Air conditioning and heating
- Three (3) AC outlets
- Trash receptacle
- Two (2) life vests in each cabin
- One (1) fire extinguisher
- One (1) class approved fixed portlight of polished SS w/ deadlight cover

ENGINEER'S / PILOT'S HEAD

- Formica overlay vanity cabinet w/ Mahogany trim, doors and drawers
- Corian or equal single bowl sink, top and backsplashes
- Medicine cabinet w/ sliding mirrored doors
- Wood veneer doors with solid stock frames and jambs
- Fiberglass shower module

- Amtico Vinyl flooring
- Overlay Formica walls
- Towel bar, toilet paper holder, Toothbrush/cup holder, soap dish
- Overhead, shower & mirror lights
- Kohler faucet set, showerhead, hand sprayer and shower controls
- Short bowl toilet
- Custom tempered glass shower door and enclosure
- Extractor fan
- One (1) class approved fixed portlight of polished SS w/ deadlight cover
- Air conditioning supply outlet
- GFCI AC socket
- Trash receptacle

FULL BEAM MASTER STATEROOM

- LED rope lighting under the bed and at valance with one (1) standard switch and two (2) two-way dimmer switches
- One (1) cedar lined walk-in closet with high/low bars and shelves
- Two (2) cedar lined wardrobe style closets with high/low bars and shelves
- Automatic interior lights in lockers
- Built in wrap around desk port side with drawers under and hide away outlets and printer shelf
- Built in dressers port & stbd. outboard
- Drawers with center guides and stops
- Door stops and holders
- Wood veneer doors with solid stock frames and jambs
- Solid stock and wood veneer walls and architectural detailing
- Cantalupi chrome reading lights either side of bed
- Eight (8) 110v AC outlets
- One (1) TV outlet
- TV flat panel 42" plus DVD player
- Stereo system w/ speakers in stateroom & head plus I-pad docks P&S of bed
- Two (2) USB outlets
- Multiple LED overhead lights with three (3) three-way dimmer switches, two (2) two-way dimmer switches and one (1) standard switch
- Cruisair air conditioning control panel
- Satin varnish on all wood work
- Drawers with full extension guides and push button latches
- Chrome door handles on all interior lockers
- Carpeted floor with acoustical pad from decor allowance
- Entertainment center forward above storage cabinet for flat panel TV
- Two (2) bedside tables w/ two (2) drawers at top and open shelving below for books
- Fabric covered, padded headboard w/ solid wood trim

- King size inner spring mattress platform for 1800 mm wide bed w/ drawers below
- Soffit above bed & nightstands
- Built in Love seat area to stbd.
- Wrapped fabric wall panels as accents where detailed
- Overhead vinyl covered removable panels
- Columns either side of bed & around hanging lockers
- Overhead and accent lighting, closet light w/ auto switch in hanging lockers
- Electric Roman shades w/ room darkening inner linings from decor allowance
- Soffits above outboard dresser & sofa areas to hide window coverings and duct HVAC
- Mirror behind select hanging locker doors
- Safe installed in one hanging locker
- Trash receptacle
- Storm covers provided for window per class requirements
- Three (3) life vests
- One (1) fire extinguisher

MASTER HEAD (HIS & HERS)

- Ventilator fan in shower
- Satin varnish on woodwork
- Wood veneer doors with solid stock frames and jambs
- Drawers with full extension guides and push button latches
- Chrome door handles on all interior lockers
- Headhunter 24v electric long bow toilet with sanitary hose for all discharge plumbing
- 24v DC ventilator blower in each toilet room
- Two (2) 110v AC GFI outlets
- Multiple LED overhead lights
- Single sink vanity w/ marble slab w/ fiddle edge top, 100mm backsplash, mahogany base w/drawers & shelves within in each of two heads
- Storage locker for linens
- Mirrored doors on flush fit medicine cabinets above sinks
- Custom patterned, oversized marble tile shower w/ shelves & seats built-in
- Custom tempered glass shower enclosure w/ door
- Two (2) Grohe Relaxa Plus chrome pulsator hand shower with hose and soap dish
- Enclosed toilet rooms with frosted glass enclosure walls and door allowing window light to cross heads
- Patterned marble tile flooring
- Overhead painted, patterned rigid panels
- Towel bars, toilet paper holder
- Toothbrush/cup holder, soap dish
- Two (2) Kohler undermount china bowl sinks
- Chrome Grohe center-set single lever faucet at sinks

- Window treatments, privacy shads and silhouette type closures from decor allowance
- Soffit above basin cabinets for down lights and HVAC discharge
- Heated towel rails on aft wall
- Trash receptacle

GALLEY

- Granite countertops throughout
- Breakfast bar aft at galley opening facing forward
- Drawer for soap and sponges in front of the sink
- Chrome Grohe Europlus II faucet with pull out spray
- Multiple LED overhead task lights with two (2) standard switches and one (1) two-way dimmer switch
- Multiple under cabinet accent/task lighting
- Wood cabinets and cabinet doors with chrome push-button locks
- Built-in storage and racking throughout
- Wood veneer doors with solid stock frames and jambs
- Satin varnish on woodwork
- Drawers with full extension guides and push button latches
- Chrome door handles on all interior lockers
- L-shaped island w/ cooktops, bar height countertop
- Veneer and wall covering for bulkheads
- Painted Sintra board or other rigid/cleanable overheads
- Two (2) 3/4hp garbage disposals
- Two Franke main sinks w/ soap dish dispenser & one vegetable sink
- Two (2) sink faucet sets w/ integral sprayers
- One (1) Gaggenau or Meile four (4) burner cooktop w/ two (2) burner grill
- Two (2) Gaggenau or Meile 30" wide ovens & one (1) warming oven
- One (1) Sub-Zero refrigerator stainless steel finish
- One (1) Sub-Zero freezer stainless steel finish
- One (1) Sub-Zero undermount icemaker
- Convection Microwave oven
- Pantry with shelving systems
- Entry door to side deck
- Two (2) dishwashers
- One (1) trash compactor
- Oversized Gaggenau or Vent-A-Hood stainless steel hood
- Miele CVA615 coffee maker
- Two (2) trash receptacles
- Paper towel holders
- One (1) fire extinguisher
- Three (3) 110v AC GFI outlets
- Teak and holly sole or similar hardwood sole

MAIN DECK FOYER

- Satin varnished wood walls with solid stock accents and padded panel inserts
- Wood veneer doors with solid stock frames and jambs
- Chrome door handles on all interior lockers
- Multiple LED overhead lights with one (1) standard switch
- Hanging Locker inboard
- Full height windowed entry door from side deck
- Closed risers stairs down to Lower deck
- Wood open riser step treads w/ carpet runner & pad up to Sky lounge
- Custom railing system and stairwell side walls treatments
- Patterned marble tile flooring (from shipyard standards)
- Veneer paneled walls w/ decorative columns
- Vinyl overhead panels with feature punch up area with surround moldings
- Overhead, tread lighting, rope lights within punch-ups & accent lighting

DAY HEAD

- Vanity base for single sink w/ storage below & marble top w/fiddle edge & 100mm backsplash
- Marble flooring (from shipyard standards)
- Vinyl covered overheads
- Overhead & vanity lighting
- Wood cabinets and cabinet doors with chrome push-button locks
- Wood veneer doors with solid stock frames and jambs
- Satin varnish on woodwork
- Headhunter 24v electric long bowl toilet with sanitary hose for all discharge plumbing
- Ventilator blower
- One (1) 110v AC GFI outlet
- Specialty decorative type sink
- Chrome Grohe center-set single lever faucet at sink
- Custom framed mirror above sink
- Toilet brush & holder
- Towel bar, toilet paper holder & soap dish
- Trash receptacle

DINING AREA

- Dining buffets outbd. w/ customized drawers and enclosed cabinets for china, linen & flatware
- Glass/wine storage within buffets
- Built in Buffet/art nook fwd.
- Archway to main foyer
- Carpet flooring w/acoustic pad from decor allowance

- Veneer and solid trim wall panels
- Wood cabinets and cabinet doors with chrome push-button locks
- Wood veneer doors with solid stock frames and jambs
- Satin varnish on woodwork
- Recessed over dining table w/ faux finish
- Punch downs over all buffets & capturing columns for A/C discharges
- Overhead & accent lighting
- Wood venetian blinds with 30mm slats from decor allowance
- Roman shades from decor allowance
- All wood veneer & solid stock, raised panel door & drawers w/ Mahogany top cabinets
- Fixed windows in house sides with medium tinted tempered safety glass per class rules
- Wood valance over windows with LED rope lighting
- Multiple LED overhead lights with two (2) two-way dimmer switches and one (1) standard dimmer switch
- LED rope lighting at valance with one (1) standard switch
- Multiple 110v AC outlets
- ***Optional Country Kitchen opening with banquet style seating for dining***

SALON AREA

- Sliding door entrance from aft deck
- Fixed windows in house sides with medium tinted tempered safety glass per class rules
- Wood valance over windows with LED rope lighting
- Multiple LED overhead lights with two (2) two-way dimmer switches and one (1) standard dimmer switch
- LED rope lighting at valance with one (1) standard switch
- Access hatches to allow for engine removal
- Vinyl headliner
- One (1) free standing fixed coffee table
- Entertainment center cabinet starboard with additional storage cabinets
- Built-in corner end table
- Loose-laid furniture from décor allowance
- Cruisair air conditioning control panel
- Multiple 110v AC outlets
- One (1) USB outlet
- One (1) TV outlet
- Carpeted floor from decor allowance
- Satin varnish on all woodwork
- Drawers with full extension guides and push button latches
- Chrome door handles on all interior lockers
- Veneer and solid trim wall panels plus padded panels on air trunk facias

- Recessed ceiling over seating area
- Punch downs outboard for A/C discharges
- Wood venetian blinds with 30mm slats from decor allowance
- Roman shades from decor allowance

PILOTHOUSE

- U-shaped settee on raised platform
- Wood central table with single 316 stainless steel pedestal
- Multiple LED overhead lights with one (1) standard switch, one (1) dimmer switch and two (2) two-way dimmer switches
- Three(3) LED red night lights with one (1) dimmer switch
- Two (2) chart lights
- LED red and white bridge lights
- Multiple 110v AC outlets
- One (1) USB outlet
- One (1) 12v DC outlet
- One (1) Stidd helm seat, with polished SS base and One(1) custom leaning post with SS posts
- Custom Outer Reef wood steering wheel at pilothouse helm
- Steering system
- Engine display screens
- Overhead electronics console
- Wiring routes to facilitate equipment installation
- Electrical distribution panels with gauges and circuit breakers for AC and DC
- Alarm and advisory panel
- Glendinning electronic engine controls with back up gear and throttle with synchronizer
- 7" magnetic compass
- Sony AM/FM/CD player
- Five (5) stainless steel Exalto dual speed self-parking windshield wipers with wash down system
- Clear tempered glass in forward facing windshields per class sizing
- Vinyl covered removable headliner panels
- Bow and Stern Thruster controls
- Cruisair air conditioning control panel
- Generator digital control panel
- 24v DC to 12v DC converter
- Windlass up/down switch and control circuit breaker
- Bilge pump control on advisory panel
- Equipment running advisory panel
- Weathertight doors opening out to port and starboard
- Chart drawers, P & S forward
- Signal flag locker

- Navigation console, face to be veneer, tops & slopes to be padded panels
- Ship's file cabinets under riding seat
- AV & medical supply lockers
- Varnished Teak and Maple flooring
- Wood veneer wall panels, vinyl padded panels around forward window mullions
- Recessed overhead above console, vinyl overhead panels
- Overhead, under cabinet & accent lighting,
- Decorative stainless steel and/or hardwood columns
- Fire extinguisher
- Trash Receptacle
- \$175,000.00 Navigation, communication and Audio visual allowance including installation at shipyard

CAPTAIN'S STATEROOM

- Double size berth w/ custom headboard of wood & upholstery
- Hanging locker lined w/ cedar
- Drawers below berth & under hanging locker
- Desk w/drawers on aft wall, overhead cabinets projecting outbd. over berth
- Carpet flooring w/ acoustic pad from decor allowance
- Veneer and hard finish coated desktop
- USB jack
- 24" flat panel TV/DVD combo
- Ships system monitor LCD screen
- Reading lamp, overhead lights, under cabinet light over desk,
- Closet light w/auto switch
- Wood veneer wall panels and vinyl padded panels
- Overhead, under cabinet & accent lighting,
- Safe under mattress at head of bed
- Trash receptacle
- Two (2) life vests
- One (1) fire extinguisher

CAPTAIN'S HEAD

- Formica overlay vanity cabinet w/ Mahogany trim, doors and drawers
- Corian or equal single bowl sink, top and backsplashes
- Medicine cabinet w/ sliding mirrored doors
- Fiberglass shower pan w/ seat and shelf & Corian walls
- Linen cabinet forward
- Amtico simulated wood Vinyl flooring
- Overlay Formica walls
- Towel bar, toilet paper holder, Toothbrush/cup holder, soap dish
- Overhead, shower & mirror lights
- Kohler faucet set, showerhead, hand sprayer and shower controls

- Short bowl toilet
- Custom tempered glass shower door and enclosure
- Extractor fan
- Air conditioning supply outlet
- GFCI AC socket
- Trash receptacle

SKYLOUNGE

- Sliding door entrance from aft deck
- Fixed windows in house sides with medium tinted tempered safety glass per class rules
- Wood valance over windows with LED rope lighting
- Multiple LED overhead lights with two (2) two-way dimmer switches and one (1) standard dimmer switch
- LED rope lighting at valance with one (1) standard switch
- Padded Vinyl headliner panels
- One (1) free standing fixed coffee table
- Entertainment center cabinet starboard with additional storage cabinets below for stereo and movies
- Two (2) end tables built in
- Loose-laid furniture from décor allowance
- Cruisair air conditioning control panel
- Multiple 110v AC outlets
- One (1) USB outlet
- One (1) TV outlet
- Carpeted floor with acoustical padding from decor allowance
- Satin varnish on all woodwork
- Wood veneer wall panels and vinyl padded panels
- Recessed overhead above central seating area
- Overhead, under cabinet & accent lighting,
- Decorative hardwood columns at window mullions
- Drawers with full extension guides and push button latches
- Chrome door handles on all interior lockers
- Cabinet & window ledge outboard, starboard side, with storage shelving
- Soffits outbd. above windows for HVAC
- Wood venetian blinds with 30mm slats from decor allowance
- Roman shades w/ darkening lining from decor allowance

OUTER REEF CRUISING/SAFETY PACKAGE

- Eight (8) 20" x 48" Polyform F-series black fenders
- Sixteen (16) 15' x ½" black fender lines
- Six (6) 1" x 50' double-braid nylon black dock lines
- Two (2) 1" x 80' double-braid nylon black dock lines

- Multiple Safeguard type I orange life vests for adults over 90 lbs per class regs with additional children's life vests
- Multiple Kiddie Mariner 2 ¾ lb M10 fire extinguishers per class regs.
- One (1) Bernard oil discharge placard (US Model Only)
- One (1) Bernard waste discharge placard (US Model Only)
- Two (2) Jim-Buoy 30" white ring buoys
- Four (4) Perko chrome/brass 4-ring buoy holders
- One (1) Orion alert/locate flare kit
- One (1) Orion circumnavigator first aid kit
- One (1) Orion safety blaster horn
- Fixed fire extinguishing system for engine room & utility spaces
- Individual fire extinguishers located in each cabin
- Fire detection and alarm as per class

Основная информация

Тип судна: Мега-яхта

Модельный год: 2018

Год постройки: 2018

Страна: United States

Открытая палуба мостика: Да

Размеры

Длина общая: 116' 6" (35.51m)

Ширина: 26' 6" (8.08m)

Макс. осадка: 6' 7" (2.01m)

Скорость, вместимость и масса

Водоизмещение: 390000 Pounds

Вместимость воды: 1200 Gallons

Объем топливного бака: 6800
Gallons

Размещение

Всего кают: 5

Всего коек: 7

Спальные места: 10

Всего ком. состава: 6

Каюты экипажа: 4

Койки экипажа: 6

Спальных мест экипажа: 7

Комм. состав экипажа: 4

Корпус и палуба

Материал корпуса: FRP

Информация о двигателе




Двигатели: 2

Производитель: CAT

Модель: C-32

Тип топлива: Diesel

ФОТОГРАФИИ



КОНТАКТЫ

Андрей Шестаков (Andrey Shestakov) – ведущий яхтенный брокер отдела продаж яхт и судов компании Shestakov Yacht Sales Inc. Официальный представитель Shestakov Yacht Sales Inc. для русскоговорящих клиентов в центральном офисе компании в Майами/Форт Лодердейл/Флорида/США.

Контактная информация

Email: **andrey@shestakovyachtsales.com**

Web: shestakovyachtsales.com

Телефоны

Краснодарский край: **+7(918)465-66-44**

США, Майами, Флорида: **+1(954)274-4435**

Время работы

Понедельник – Суббота: **9:00 - 21:00** EDT

Воскресенье: **Закрето**

Адрес



Harbour Towne Marina, 850 NE 3rd St, STE 213, Dania, FL 33004