

860 DBMY — OUTER REEF YACHTS



Builder: OUTER REEF YACHTS

Year Built: 2018

Model: Motor Yacht

Price: PRICE ON APPLICATION

Location: United States

LOA: 86' 0" (26.21m)

Beam: 21' 0" (6.40m)

Max Draft: 5' 6" (1.68m)

Our experienced yacht broker, Andrey Shestakov, will help you choose and buy a yacht that best suits your needs **860 DBMY — OUTER REEF YACHTS** from **our catalogue**. Presently, at **Shestakov Yacht Sales Inc.**, we have a wide variety of yachts available on **our sale's list**. We also work in close contact with all the big **yacht manufacturers** from all over the world.

If you would like to buy a yacht **860 DBMY — OUTER REEF YACHTS** or would like help answering any questions concerning purchasing, selling or chartering a yacht, please call **+1(954)274-4435**

TABLE OF CONTENTS

TABLE OF CONTENTS	2
SPECIFICATIONS	3
Overview	3
Basic Information	17
Dimensions	17
Speed, Capacities and Weight	17
Accommodations	17
Hull and Deck Information	17
Engine Information	18
PHOTOS	19
CONTACTS	27
Contact details	27
Telephones	27
Office hours	27
Address	27

SPECIFICATIONS

Overview

HULL CONSTRUCTION

- Hand laid-up FRP hull with PVC core sandwich construction above water line
- Solid laminate, commensurate for hull size, made in female mold
- Vinylester barrier lamination for osmosis protection
- Simulated planked hull
- Full length longitudinal engine stringers and athwartship stringers
- Gel coated finish above waterline
- Two (2) coats of black antifouling paint over five (5) coats of epoxy primer below waterline
- Integrally molded rub rails with stainless steel capping
- Full length keel extends below running gear
- Stainless steel rudders and struts with two (2) Seatorque enclosed drive shaft systems
- CE-approved stainless steel portlights
- Boat construction from only 3 major molds
- Divinycell PVC cored construction with cook gelcoat
- All deck and hull area hardware attachments are finished with solid lamination - no coring
- Bilge area finished smooth and coated with bright white epoxy paint
- Windows with 3/8" tempered safety glass in salon and 1/2' tempered safety glass in pilothouse
- Quiet Roll™ integrated spray rail system
- WheelHouse™ Technologies, Inc Marine Maintenance System

AFT DECK AREA

- Aft deck with teak decking
- Built-in swim platform with teak decking
- Stainless steel removable swim ladder on swim platform
- 2" 316 stainless steel removable safety rails on swim platform
- Stairway built-in to port and starboard side from swim platform to aft deck with FRP gate doors
- Aft deck FRP bench seating with storage beneath
- Exterior furniture fabric for aft deck and Portuguese seats (deducted from décor allowance)
- Fixed aft deck table - teak with stainless steel bases (Wood species other than teak, such as wenge, cherry, walnut, etc, are optional)

- FRP sliding door to salon with glass window top and bottom
- FRP weather tight door on transom
- Transom shower in recessed box with hot and cold water supply
- Fresh water wash down outlet
- Shorepower inlets for 110v/220v 60hz (220v 50hz for AU-EU)
- Two (2) Glendinning 100 amp cable masters with 75' of cable on transom
- Glendinning electronic engine controls via hand held remote
- Six (6) LED courtesy lights with two (2) two-way switches
- Five (5) LED overhead lights with one (1) standard switch inside the salon
- Two (2) 110v AC GFI outlets (220v 50hz for AU-EU)
- 316 Stainless steel heavy duty cleats secured to stainless steel backing plates inside bulwarks
- Deck scuppers piped out through transom at boot stripe
- 316 Stainless steel handrail to and from aft deck

SIDE DECKS

- Molded with teak decking
- Stainless steel handrails alongside decks
- Weather-tight doors opening into pilothouse port and starboard
- House side fixed windows with tinted tempered glass
- Two (2) sets of 316 stainless steel spring-line chocks per side
- Four (4) 316 stainless steel hawser holes with stainless steel cleats per side recessed in bulwarks
- Fuel fill fittings for tanks recessed into house side
- 316 stainless steel overhead safety rails
- Four (4) LED courtesy lights along walk ways
- Eight (8) LED overhead lights with two (2) standard switches

PORTUGUESE BRIDGE

- Portuguese bridge molded with teak decking
- Locker doors in aft face of Portuguese bridge
- 316 Stainless steel handrail on top of Portuguese bridge
- Hinged door through Portuguese bridge to foredeck
- ½" Clear tempered glass in forward facing windshields
- Windows are fixed with FRP recessed frames - no FRP trim around for easy removal and installation of glass
- Three (3) LED courtesy lights with one (1) standard switch

FORE DECK

- Foredeck with white non-skid surface
- 316 Stainless steel CE-approved skylight/emergency hatch from the VIP stateroom below
- 316 Stainless steel rail on bulwarks increasing in width going forward
- 316 Stainless steel stanchions to support handrail
- Deck lockers forward either side of anchor platform finished in white epoxy paint
- 316 Stainless steel anchor chute/roller at bow
- 105 lb plow-type anchor with 350' long 1/2" high test chain
- Maxwell VWC-4000 Hydraulic vertical windlass with foot switches and remote controls for DeluxBridge™
- Salt water wash down pump with outlet
- Fresh water wash down with outlet
- Salt water and fresh water 316 SS faucets inside foredeck lockers
- Three (3) LED courtesy lights
- One (1) 110v AC GFI outlet (220v 50hz for AU-EU) in inside settee
- Deck drains plumbed to boot-stripe to prevent black streaks

DELUXBRIDGE COMMAND CENTER

- Exclusive Deluxbridge™ full beam-width command center
- L-shaped settee on raised platform on port side
- Desk, bar or 2nd settee and table on starboard side
- Teak table with single 316 stainless steel pedestal (Wood species other than teak, such as wenge, cherry, walnut, etc, are optional)
- Ten (10) LED overhead lights with two (2) two-way switches and two (2) standard switches
- Two (2) LED red night lights with one (1) dimmer switch
- One (1) chart light
- LED red and white bridge lights
- Four (4) 110v AC outlets (220v AC GFI for AU-EU)
- One (1) Stidd helm seat, model 500-N, naugahyde with matching powder coated base
- Custom Outer Reef wood steering wheel at helm
- Teleflex hydraulic power assist steering system
- Engine display screens
- Overhead electronics console
- Wiring routes to facilitate equipment installation
- Main electrical distribution panels with gauges and circuit breakers for AC and DC
- Alarm and advisory panel
- Transom doors on AC, DC and advisory panels
- Glendinning electronic engine controls with back up gear and throttle with

synchronizer

- 5" magnetic compass
- Three (3) stainless steel Exalto dual speed (intermittent) self-parking windshield wipers with wash down system
- ½" Clear tempered glass in forward facing windshields
- Windows are fixed with FRP recessed frames - no FRP trim around for easy removal and installation of glass
- Vinyl headliner
- Control for bow thruster
- Air conditioning control panel
- Generator digital control panel
- Two (2) 24v to 12v DC-DC converters with 12v battery back-up system
- Carlisle & Finch 12" 230v incandescent halogen chrome searchlight with dual station controls
- Kahlenberg D-OA dual trumpet air horn with compressor
- Five (5) Aquasignal navigation lights in accordance with appropriate collision regulations
- Windlass up/down switch and control circuit breaker
- Bilge pump control on advisory panel
- Equipment running advisory panel
- Teak stairway down to the country kitchen
- Weathertight door opening to boat deck
- Teak and holly sole

BOAT DECK

- Deck with white non-skid surface
- 316 Stainless steel hand rails
- Deck box on port side
- Cabinets behind settees for wash basin, refrigerator, icemaker and/or BBQ grill
- 1000KGS/2200lb aluminum painted davit with 4 way hydraulic control with rotating base, luff, lift, pendant switch and a 13.7' telescoping arm
- Swing gates forward of optional dinghy with 1 ½" stainless steel pipe

ENGINE ROOM

- Acoustically insulated stand-up engine room lined with sound absorbing material
- E dura beige coin dot flooring
- Twin John Deere 6135 (750 hp) diesel engines with ZF transmissions
- Fiberglass drip pans under engines
- Northern Lights Generators - two (2) 25kw (60hz) w/ sound shields (two (2) 26kw (50hz) for AU-EU)

- MarineAir chilled water air conditioning system
- Two (2) sea chests
- Ball-valve bronze seacocks on all through-hulls below waterline located in sea chests
- Oil change pump for engines and generators
- Two (2) 100amp isolation transformers
- Two (2) prop shaft brushes
- 4 kw inverter/charger (24v DC to 115v AC 60Hz) (3 kw inverter/charger (24v DC to 220v AC 50Hz for AEU)
- Two (2) Racor 75/1000 max dual fuel filters with gauges for main engines
- Two (2) Racor 75/1000 max single fuel filters for generators
- Fuel polishing system
- Fuel management system
- Fireboy fire suppression system including both intake and outlet air shutdown system with aluminum louvers
- Four (4) automatic bilge pumps 24v DC and emergency bilge suction on engine
- Fire system and bilge high-water alarm system with warning panel
- Fresh water hose bibb
- AGM (Absorbed Glass Matt) Batteries in FRP boxes:
 - a) Two (2) engine banks with two (2) 8D batteries for each bank
 - b) One (1) house bank with eight (8) 8D batteries with a total 1020 amp-hours (24VDC)
 - c) Two (2) generator banks with one (1) battery each
 - One (1) 24v and one (1) 12v battery charger
 - Two (2) battery isolators
 - Two (2) 20 gallon water heaters with heat exchanger off one main engine
 - Four (4) 24v DC blowers
 - Eight (8) LED overhead Lights -110v AC/24v DC (220v AC/ 24v DC for AU-EU) with two (2) two-way switches
 - Two (2) 110v AC GFI outlets (220v 50hz for AU-EU) with water proof covers
 - 316 Stainless steel safety rails around engines
 - Work bench space
 - Two watertight bulkheads
 - Watertight aluminum engine room doors with sight windows

MECHANICAL

- ABT Trac 38hp hydraulic bow and stern thrusters
- ABT Trac 250 stabilizers with 7.5 sq. ft. fins
- Northern Lights uplift water separator exhaust

- Underwater exhaust system with bypass and FRP mufflers
- Copper bonding system to all underwater fittings with zinc anodes
- Two (2) Seatorque enclosed drive shaft systems and two (2) Nibral propellers
- Rigid fresh water pipes and color coded copper fuel lines
- Stainless steel struts with bearings
- Headhunter 24v DC and Mach-5 115v AC fresh water pumps with accumulator tanks
- Two (2) 24v DC automatic shower sump systems with external pump
- Accessible wiring raceway throughout

TANKAGE

- One (1) holding tank with a max capacity of 250 US gallons (946 lts) with two (2) macerator/discharge pumps. One (1) is wired and plumbed for backup redundancy
- One (1) stainless steel water tank with a max capacity of 500 US gallons (1893 lts)
- Three (3) aluminum fuel tanks with a total capacity of 3,000 US gallons (11356 lts)
- Lexan sight gauges on all tanks
- Inspection and cleaning ports on all tanks
- Fuel fills built into house sides in FRP cabinet

INTERIOR ALLOWANCE

- Interior décor allowance \$65,000. This is a “Use or Lose” allowance for the purchase of interior and exterior soft goods (cushion fabrics, bed covers, shams, pillows, etc). This allowance is not transferable to any designer other than Outer Reef’s designated in house designer

SALON

- Sliding door entrance from aft deck
- Fixed windows in house sides with medium 3/8” tinted tempered safety glass
- Teak valance over windows with LED rope lighting
- Twelve (12) LED overhead lights with two (2) two-way dimmer switches and one (1) standard dimmer switch
- LED rope lighting at valance with one (1) standard switch
- Access hatches to allow for engine removal
- Vinyl headliner
- One (1) free standing fixed teak coffee table (Wood species other than teak, such as wenge, cherry, walnut, etc, are optional)

- Entertainment center cabinet starboard with additional storage cabinets
- Two (2) end tables (built in)
- Loose-laid furniture (deducted from décor allowance)
- Air conditioning control panel
- Teak cabinetry and lockers
- Six (6) 110v AC outlets (220v AC for AU-EU)
- One (1) USB outlet
- One (1) TV outlet
- Carpeted floor (deducted from décor allowance)
- Teak wall paneling with satin finish
- Drawers with full extension guides and push button latches
- Teak cabin doors and cabinet doors
- Chrome door handles on all interior lockers
- Curved teak stairway leading to the master stateroom

GALLEY/COUNTRY KITCHEN

- Large country-kitchen with center island
 - Settee forward with table (Wood species other than teak, such as wenge, cherry, walnut, etc, are optional)
 - Granite or corian countertops with stainless steel under mount sinks
 - Drawer for soap and sponges in front of the sink
 - Chrome Grohe Europlus II faucet with pull out spray
 - Fourteen (14) LED overhead lights with two (2) two-way switches and two (2) standard switches
 - Teak cabinets and cabinet doors with chrome push-button locks
 - Teak wall paneling with satin finish
 - Drawers with full extension guides and push button latches
 - Teak cabin doors and cabinet doors
 - Chrome door handles on all interior lockers
 - Three (3) 110v AC GFI outlets (220v AC GF for AU-EU)
 - Two (2) 110v AC outlets (220v AC for AU-EU)
 - One (1) TV outlet
 - Teak and holly sole
 - Appliances – GE Stainless Monogram Package (US Model)
- a) 36" counter-depth side x side refrigerator
 - b) 18" dishwasher with stainless interior
 - c) 30" built-in microwave
 - d) 30" electric cooktop and oven

- e) 15" trash compactor
- f) Garbage disposal with switch
 - Appliances (AU-EU Model)
- a) 567L side x side refrigerator
- b) 600mm fully integrated dishwasher
- c) 600mm touch control ceran cooktop
- d) 600mm 7-function oven
- e) 600mm stainless steel microwave
- f) 380mm stainless steel automatic trash compactor
- g) Stainless steel garbage disposal with switch

DAY HEAD (STARBOARD)

- Granite countertop with white Kohler under-mount sink
- Chrome Grohe center-set single lever faucet at sink
- Teak framed mirror
- Storage cabinet under sink
- Wallcovering
- Teak cabin doors and cabinet doors
- Chrome door handles on all interior lockers
- Headhunter 24v electric white toilet with sanitary hose for all discharge plumbing
- Ventilator blower
- Two (2) LED overhead lights with one (1) standard switch
- Teak and holly sole

- One (1) 110v AC GFI outlet (220v AC GF for AU-EU)

LOWER HALLWAY

- Curved teak stairway from pilothouse with five (5) LED courtesy lights and two (2) two-way switches
- Five (5) LED overhead lights with two (2) two-way switches and one (1) standard switch

- Teak wall paneling with satin finish
- Cabinet for storage or optional stackable washer and dryer
- Storage under first two steps of the stairwell below
- Access doors to staterooms
- Carpeted floor (deducted from décor allowance)

FULL BEAM MIDSHIP MASTER STATEROOM

- King size berth
- 7" layered foam mattress
- Drawer storage under the berth
- LED rope lighting under the bed and at valance with one (1) standard switch and two (2) two-way dimmer switches
- Two (2) cedar lined walk-in closets
- Six (6) built in cabinets
- Automatic interior lights in lockers
- Two (2) built-in vanity desks on each side of the stateroom with drawers
- Drawers with center guides and stops
- Door stops and holders
- Teak framed door
- Cantalupi chrome reading lights
- Four (4) CE-approved portlights with removable insect screen
- Shoji screens
- Five (5) 110v AC outlets (220v AC for AU-EU)
- One (1) TV outlet
- One (1) USB outlet
- Nine (9) LED overhead lights with three (3) three-way dimmer switches, two (2) two-way dimmer switches and one (1) standard switch
- Air conditioning control panel
- Nightstand teak tables with two drawers each
- Drawers with full extension guides and push button latches
- Teak cabin doors and cabinet doors
- Chrome door handles on all interior lockers
- Dyson V8 Absolute vacuum cleaner
- Carpeted floor (deducted from décor allowance)
- Curved teak stairway from salon with five (5) LED courtesy lights and two (2) two-way switches and three (3) LED overhead lights with two (2) two-way switches
- Teak wall paneling with satin finish

MASTER HEAD (ENSUITE)

- Ensuite head with shower
- Clear tempered glass shower door with towel bar
- Molded white FRP shower
- Grohe Relaxa Plus chrome pulsator hand shower with hose and soap dish
- Ventilator fan in shower
- Granite countertop with two (2) white Kohler under-mount sinks
- Chrome Grohe center-set single lever faucet at sinks
- Teak framed mirror with medicine chest
- Storage cabinet under sink
- Wallcovering
- Drawers with full extension guides and push button latches
- Teak cabin doors and cabinet doors
- Chrome door handles on all interior lockers
- Headhunter 24v electric white toilet with sanitary hose for all discharge plumbing
- 24v DC ventilator blower
- Two (2) 110v AC GFI outlets (220v AC GFI for AU-EU)
- Five (5) LED overhead lights with three (3) standard switches
- Teak and holly sole
- Separate compartmented toilet area with CE-approved portlight

VIP STATEROOM FORWARD

- 316 Stainless steel CE-approved skylight
- Shoji screens
- Tapered queen-size berth
- 7" layered foam mattress
- Teak storage drawers under the berth
- Two steps on each side of the berth for easy access
- LED rope lighting under the bed and at valance with one (1) standard switch
- Two (2) cedar lined hanging lockers with teak-faced doors
- Automatic interior lights in lockers
- Teak framed door
- Two (2) 110v AC outlets (220v AC for AU-EU)
- One (1) USB outlet
- Five (5) LED overhead lights with two (2) two-way dimmer switches and one (1) standard dimmer switch
- Two (2) Cantalupi chrome reading lights
- Air conditioning control panel

- Teak wall paneling with satin finish
- Drawers with full extension guides and push button latches
- Teak cabin doors and cabinet doors
- Chrome door handles on all interior lockers

- Carpeted floor (deducted from décor allowance)

VIP HEAD (ENSUITE)

- Ensuite head with shower
- Clear glass shower door with towel bar
- Molded white FRP shower
- Grohe Relaxa Plus chrome pulsator hand shower with hose and soap dish
- 24v DC ventilator blower
- Granite countertop with white Kohler under-mount sink
- Chrome Grohe center-set single lever faucet at sink
- Teak framed mirror with medicine chest
- Storage cabinet under sink
- Headhunter 24v electric white toilet with sanitary hose for all discharge plumbing
- One (1) 110v AC GFI outlet (220v AC GFI for AU-EU)
- Three (3) LED overhead lights with two (2) standard switches
- Teak and holly sole

- Wallcovering
- Drawers with full extension guides and push button latches
- Teak cabin doors and cabinet doors
- Chrome door handles on all interior lockers

GUEST STATEROOM PORT

- Two (2) CE-approved portlights with removable insect screens
- Shoji screens
- Two (2) twin berths with storage drawers underneath
- 7" layered foam mattresses
- One (1) built-in nightstand
- LED rope lighting at valance with one (1) standard switch
- One (1) cedar lined hanging locker with teak-faced doors
- Automatic interior light in locker
- Teak wall paneling with satin finish
- Drawers with full extension guides and push button latches
- Teak cabin doors and cabinet doors
- Chrome door handles on all interior lockers
- Door stops and holders
- Teak framed door
- Two (2) 110v AC outlets (220v AC for AU-EU)
- One (1) USB outlet
- One (1) TV outlet

- Two (2) LED overhead lights with one (1) two-way switch and one (1) two-way dimmer switch
- Air conditioning control panel
- Two (2) Cantalupi chrome reading lights
- Carpeted floor (deducted from décor allowance)

PORT HEAD (ENSUITE)

- Ensuite head with shower
- Clear glass shower door with towel bar
- Molded white FRP shower
- Grohe Relaxa Plus chrome pulsator hand shower with hose and soap dish
- 24v DC ventilator blower
- Granite countertop with white Kohler under-mount sink
- Chrome Grohe center-set single lever faucet at sink
- Teak framed mirror with medicine chest
- Storage cabinet under sink
- Headhunter 24v electric white toilet with sanitary hose for all discharge plumbing
- One (1) 110v AC GFI outlet (220v AC GFI for AU-EU)
- Three (3) LED overhead lights with two (2) standard switches
- Teak and holly sole
- Wallcovering
- Drawers with full extension guides and push button latches
- Teak cabin doors and cabinet doors
- Chrome door handles on all interior lockers

CREW QUARTERS AFT

- Two (2) CE-approved portlights with removable insect screens
- Two (2) transverse berths, one (1) twin and one (1) queen, with storage drawers underneath
- 7" layered foam mattresses
- One (1) hanging locker with teak-faced doors
- Automatic interior light in locker
- Teak wall paneling with satin finish
- Drawers with full extension guides and push button latches
- Teak cabin doors and cabinet doors
- Chrome door handles on all interior lockers
- Door stops and holders
- Teak framed door

- LED rope lighting under bed with one (1) standard switch
- Two (2) 110v AC outlets (220v AC for AU-EU)
- One (1) USB outlet
- One (1) TV outlet
- Six (6) LED overhead lights with two (2) two-way switches and two(2) standard switches
- Air conditioning control panel
- Storage space behind galley with storage cabinets and room for optional washer and dryer

- Carpeted floor (deducted from décor allowance)

- Steps leading to transom

CREW GALLEY

- One (1) CE-approved portlight with removable insect screens
 - L-shaped settee on raised platform
 - Teak table with single 316 stainless steel pedestal (Wood species other than teak, such as wenge, cherry, walnut, etc, are optional)
 - Granite or corian countertops with stainless steel under mount sinks
 - Drawer for soap and sponges in front of the sink
 - Chrome Grohe Europlus II faucet with pull out spray
 - Five (5) LED overhead lights with one (1) standard switches
 - Teak cabinets and cabinet doors with chrome push-button locks
 - Teak wall paneling with satin finish
 - Drawers with full extension guides and push button latches
 - Teak cabin doors and cabinet doors
 - Chrome door handles on all interior lockers
 - One (1) 110v AC GFI outlet (220v AC GF for AU-EU)
 - Two (2) 110v AC outlets (220v AC for AU-EU)
 - One (1) USB outlet
 - One (1) TV outlet
 - Teak and holly sole
 - Appliances
- a) Undercounter refrigerator
- b) 24" electric cooktop
- c) 30" built-in convection microwave

CREW HEAD

- Clear glass shower door with towel bar
- Molded white FRP shower
- One (1) CE-approved portlight with removable insect screen
- Grohe Relaxa Plus chrome pulsator hand shower with hose and soap dish
- 24v DC ventilator blower
- Granite countertop with white Kohler under-mount sink
- Chrome Grohe center-set single lever faucet at sink
- Teak framed mirror with medicine chest
- Storage cabinet under sink
- Tecma Marine 24v electric white toilet with sanitary hose for all discharge plumbing
- One (1) 110v AC GFI outlet (220v AC GFI for AU-EU)
- Four (4) LED overhead lights with two (2) standard switches and two (2) two-way switches
- Teak and holly sole

- Wallcovering
- Drawers with full extension guides and push button latches
- Teak cabin doors and cabinet doors
- Chrome door handles on all interior lockers

OUTER REEF CRUISING / SAFETY PACKAGE

- Six (6) 15" x 41" Polyform F-series black fenders
- Twelve (12) 15' x ½" black fender lines
- Four (4) ¾" x 35' double-braid nylon black dock lines
- Two (2) ¾" x 50' double-braid nylon black dock lines
- Twelve (12) Safeguard type I orange life vests for adults over 90 lbs
- Six (6) Kiddie Mariner 2 ¾ lb M10 fire extinguishers
- One (1) Bernard oil discharge placard (US Model Only)
- One (1) Bernard waste discharge placard (US Model Only)
- Two (2) Jim-Buoy 30" white ring buoys
- Four (4) Perko chrome/brass 4-ring buoy holders
- One (1) Orion alert/locate flare kit
- One (1) Orion circumnavigator first aid kit
- One (1) Orion safety blaster horn

Basic Information

Category: Motor Yacht

Sub Category: Sky Lounge

Model Year: 2018

Year Built: 2018

Country: United States

Dimensions

LOA: 86' 0" (26.21m)

Beam: 21' 0" (6.40m)

Max Draft: 5' 6" (1.68m)

Speed, Capacities and Weight

Displacement: 220000 Pounds

Water Capacity: 500 Gallons

Holding Tank: 250 Gallons

Fuel Capacity: 3000 Gallons

Accommodations

Total Cabins: 3

Total Berths: 4

Sleeps: 6

Total Heads: 4

Crew Cabin: 1

Crew Berths: 1

Crew Sleeps: 2

Crew Heads: 1

Hull and Deck Information

Hull Material: FRP

Engine Information




Engines: 2

Manufacturer: John Deere





Model: 6135

Fuel Type: Diesel

PHOTOS



























CONTACTS

Andrey Shestakov, leading yacht broker of the sales department of Shestakov Yacht Sales Inc. Shestakov Yacht Sales Inc., the official representative of the Miami/Fort Lauderdale FL headquarters.

Contact details

Email: **andrey@shestakovyachtsales.com**

Web: shestakovyachtsales.com/en/

Telephones

USA: **+1(954)274-4435**

Office hours

Monday – Saturday: **9:00 - 21:00** EDT

Sunday: **closed**

Address



Harbour Towne Marina, 850 NE 3rd St, STE 213, Dania, FL 33004