

## 630 CPMY — OUTER REEF YACHTS



**Судостроитель:**  
OUTER REEF YACHTS

**Год постройки:** 2018

**Модель:** Моторная яхта

**Цена:** ЦЕНА ЯХТЫ ПО ЗАПРОСУ

**Местонахождение:** United States

**Длина общая:** 63' 1" (19.23m)

**Ширина:** 17' 2" (5.23m)

**Макс. осадка:** 4' 10" (1.47m)

Купить **630 CPMY — OUTER REEF YACHTS** а также выбрать подходящую вам яхту из нашего **каталога яхт** вам поможет опытный яхтенный брокер Андрей Шестаков. На сегодняшний день компания **Shestakov Yacht Sales Inc.** имеет большое количество яхт в **собственном списке продаж**, а также тесно сотрудничает со всеми крупными **яхтенными производителями** по всему миру.

Для того чтобы купить яхту **630 CPMY — OUTER REEF YACHTS** а также проконсультироваться по любому вопросу связанному с покупкой, продажей, чартером яхт позвоните по телефону **+7(918)465-66-44**.

# ОГЛАВЛЕНИЕ

---

ОГЛАВЛЕНИЕ	2
ХАРАКТЕРИСТИКИ	3
Обзор	3
Основная информация	14
Размеры	14
Скорость, вместимость и масса	14
Размещение	15
Корпус и палуба	15
Информация о двигателе	15
ФОТОГРАФИИ	16
КОНТАКТЫ	19
Контактная информация	19
Телефоны	19
Время работы	19
Адрес	19

# ХАРАКТЕРИСТИКИ

## Обзор

### HULL CONSTRUCTION

- Hand laid-up FRP hull with PVC core sandwich construction above water line
- Solid laminate, commensurate for hull size, made in female mold
- Vinylester barrier lamination for osmosis protection
- Simulated planked hull
- Full length longitudinal engine stringers and athwartship stringers
- Gel coated finish above waterline
- Two (2) coats of black antifouling paint over five (5) coats of epoxy primer below waterline
- Integrally molded rub rails with stainless steel capping
- Full length keel extends below running gear
- Stainless steel rudders and struts with two (2) Seatorque enclosed drive shaft systems
- CE-approved stainless steel portlights
- Boat construction from only 3 major molds
- Divinycell PVC cored construction with cook gelcoat
- All deck and hull area hardware attachments are finished with solid lamination - no coring
- Bilge area finished smooth and coated with bright white epoxy paint
- Windows with 3/8" tempered safety glass in salon and 1/2' tempered safety glass in pilothouse
- WheelHouse™ Technologies, Inc Marine Maintenance System

### COCKPIT

- 5' sports cockpit with storage hatch
- Gate door from the swim platform
- FRP built-in swim platform
- Stainless steel removable swim ladder on swim platform
- 2" 316 stainless steel removable safety rails on swim platform
- FRP weather tight door on transom
- Deck scuppers piped out through transom at boot stripe
- Transom shower in recessed box with hot and cold water supply
- Fresh water wash down outlet
- One (1) LED courtesy light with two (2) two-way switches
- One step up to aft deck

## AFT DECK AREA

- Aft deck with molded white non-skid surface
- Aft deck FRP bench seating with storage beneath
- Exterior furniture fabric for aft deck and Portuguese seats (deducted from décor allowance)
- FRP sliding door to salon with glass window top and bottom
- Shorepower inlets for 110v/220v 60hz (220v 50hz for AU-EU)
- Glendinning 50 amp cable master with 75' of cable on transom with additional 50 amp shore power inlet
- Four (4) LED overhead lights with one (1) standard switch inside the salon
- One (1) 110v AC GFI outlet (220v 50hz for AU-EU)
- 316 Stainless steel heavy duty cleats secured to stainless steel backing plates inside bulwarks
- 316 Stainless steel handrail to and from aft deck

## SIDE DECKS

- Molded with white non-skid surface
- Weathertight doors opening into pilothouse port and starboard
- House side fixed windows with tinted tempered glass
- Two (2) sets of 316 stainless steel spring-line chocks per side
- Four (4) 316 stainless steel hawser holes with stainless steel cleats per side recessed in bulwarks
- Fuel fill fittings for tanks recessed into house side
- 316 stainless steel overhead safety rails
- Four (4) LED courtesy lights along walk ways
- Four (4) LED overhead lights with one (1) standard switch

## PORTUGUESE BRIDGE

- Portuguese bridge molded with white non-skid surface
- Locker doors in aft face of Portuguese bridge
- Hinged door through Portuguese bridge to foredeck
- Three (3) self-parking windshield wipers with wash down system
- ½" Clear tempered glass in forward facing windshields
- Windows are fixed with FRP recessed frames - no FRP trim around for easy removal and installation of glass
- Three (3) LED courtesy lights with one (1) standard switch

## FORE DECK

- Foredeck with white non-skid surface
- 316 Stainless steel CE-approved skylight/emergency hatch from the VIP stateroom below
- 316 Stainless steel rail on bulwarks increasing in width going forward
- 316 Stainless steel stanchions to support handrail
- Deck lockers forward either side of anchor platform finished in white epoxy paint
- 316 Stainless steel anchor chute/roller at bow
- 60 lb plow-type anchor with 300' long 3/8" high test chain
- Maxwell VWC-2500c (24v) vertical windlass with foot switches and remote controls for dual stations
- Salt water wash down pump with outlet
- Fresh water wash down with outlet
- Salt water and fresh water 316 SS faucets inside foredeck lockers
- Deck drains plumbed to boot-stripe to prevent black streaks

## FLYBRIDGE

- Exclusive Deluxbridge® full-beam width deck with white non-skid surface and ample storage space
- 316 stainless steel safety rails
- Venturi windscreen with 316 stainless steel rails
- Molded FRP steering console with engine controls
- Electronics console
- Morse electronic engine controls
- 4" magnetic compass
- Teleflex hydraulic steering system
- 316 Stainless steel destroyer steering wheel
- One (1) Stidd helm seat, Slimline series with powder coated base and naugahyde fabric
- Fire system repeater alarm
- One (1) L-shaped settee with exterior furniture fabric for cushions (deducted from décor allowance) and one (1) white FRP table to port
- FRP cabinets to starboard
- Five (5) Aquasignal navigation lights in accordance with appropriate collision regulations
- Kahlenberg D-OA dual trumpet air horn with compressor
- Two (2) 24v to 12v DC-DC converters with 12v battery back-up system
- 316 Stainless steel mast with bow and anchor lights
- 316 Stainless steel hatch and stairs starboard side down to pilothouse with five (5)

LED courtesy lights and two (2) two-way switches

- Two (2) LED overhead lights with one (1) standard switch
- One (1) LED service light under flybridge steering console with one (1) standard switch
- Two (2) 110v AC GFI outlets (220v 50hz for AU-EU)
- One (1) 12v DC outlet (220v 50hz for AU-EU)

## BOAT DECK

- Deck with white non-skid surface
- 316 Stainless steel hand rails
- 450KGS/1000lb aluminum painted davit with 4 way hydraulic control with rotating base, luff, lift, pendant switch and a 9.25' telescoping arm

## LAZARETTE

- Edura beige coin dot flooring
- Hull finished with white gloss polyurethane paint
- Two (2) LED overhead lights with two (2) two-way switches
- One (1) 110v AC GFI outlet (220v 50hz for AU-EU)
- Formica finish on walls

## ENGINE ROOM

- Acoustically insulated stand-up engine room lined with sound absorbing material
- Edura beige coin dot flooring
- Twin John Deere 6090 (500 HP) diesel engines with ZF transmissions
- Fiberglass drip pans under engines
- Northern Lights Generator - one (1) 16kw (60hz) w/ sound shields (one (1) 16kw (50hz) for AU-EU)
- MarineAir direct expansion air conditioning system
- Ball-valve bronze seacocks on all through-hulls below waterline
- Oil change pump for engines and generator
- Two (2) 50amp isolation transformers
- 2.5 kw inverter/charger (24v DC to 115v AC 60Hz) (3 kw inverter/charger (24v DC to 220v AC 50Hz for AEU)
- Two (2) prop shaft brushes
- Two (2) Racor 1000 MA dual fuel filters for main engines
- One (1) Racor 1000 MA single fuel filters for generator
- Fuel polishing system

- Fuel management system
- Fireboy fire suppression system including both intake and outlet air shutdown system with aluminum louvers
- Four (4) automatic bilge pumps 24v DC and emergency bilge suction on engine
- Fire system and bilge high-water alarm system with warning panel
- Fresh water hose bibb
- AGM (Absorbed Glass Matt) batteries in FRP boxes:
  - a) Two (2) engine banks with two (2) 8D batteries for each bank
  - b) One (1) house bank with four (4) 8D batteries with a total 510 amp-hours (24VDC)
  - c) One (1) generator bank with one (1) battery
    - One (1) 24v and one (1) 12v battery charger
    - Two (2) battery isolators
    - 20 gallon water heater with heat exchanger
    - Four (4) 24v DC blowers
    - Six (6) LED overhead Lights -110v AC/24v DC (220v AC/ 24v DC for AU-EU) with two (2) two-way switches
    - Two (2) 110v AC GFI outlets (220v 50hz for AU-EU) with water proof covers
    - 316 Stainless steel safety rails around engines
    - Two watertight bulkheads
    - Watertight aluminum engine room doors with sight windows

## MECHANICAL

- Side-power 10.7hp (24v) electric bow thruster with dual station controls and two (2) AGM 8dI-255 AH batteries
- ABT Trac 220 stabilizers with 6.0 sq. ft. fins
- Northern Lights uplift water separator exhaust system with bypass and FRP mufflers
- Copper bonding system to all underwater fittings with zinc anodes
- Two (2) Seatorque enclosed drive shaft systems and two (2) Nibral propellers
- Rigid fresh water pipes and color coded copper fuel lines
- Stainless steel struts with bearings
- Headhunter 24v DC fresh water pump with accumulator tank
- Two (2) 24v DC automatic shower sump systems with external pump
- Accessible wiring raceway throughout

## TANKAGE

- One (1) holding tank with a max capacity of 100 US gallons (378 lts) with two (2)

macerator/discharge pumps. One (1) is wired and plumbed for backup redundancy

- One (1) stainless steel water tank with a max capacity of 300 US gallons (1135 lts)
- Three (3) aluminum fuel tanks with a total capacity of 1,000 US gallons (3785 lts)
- Lexan sight gauges on all tanks
- Inspection and cleaning ports on all tanks
- Fuel fills built into house sides in FRP cabinet

## INTERIOR ALLOWANCE

- Interior décor allowance \$30,000. This is a “Use or Lose” allowance for the purchase of interior and exterior soft goods (cushion fabrics, bed covers, shams, pillows, etc). This allowance is not transferable to any designer other than Outer Reef’s designated in house designer

## SALON

- Sliding door entrance from aft deck
- Fixed windows in house sides with medium 3/8” tinted tempered safety glass
- Teak valance over windows with LED rope lighting
- Nine (9) LED overhead lights with two (2) two-way switches
- Access hatches to allow for engine removal
- Vinyl headliner
- Built-in L-shaped settee with 5” foam seats
- One (1) free standing fixed teak coffee table (Wood species other than teak, such as wenge, cherry, walnut, etc, are optional)
- TV (optional) mounted on bulkhead between galley and salon
- One (1) end table (built in)
- Air conditioning control panel
- Teak cabinetry and lockers
- Four (4) 110v AC outlets (220v AC for AU-EU)
- One (1) USB outlet
- One (1) TV outlet
- Carpeted floor (deducted from décor allowance)
- Teak wall paneling with satin finish
- Drawers with full extension guides and push button latches
- Teak cabin doors and cabinet doors
- Chrome door handles on all interior lockers

## GALLEY



- Corian countertops with stainless steel under mount sinks
  - Drawer for soap and sponges in front of the sink
  - Chrome Grohe Europlus II faucet with pull out spray
  - Nine (9) LED overhead lights with three (3) standard switches
  - Teak cabinets and cabinet doors with chrome push-button locks
  - Teak wall paneling with satin finish
  - Drawers with full extension guides and push button latches
  - Teak cabin doors and cabinet doors
  - Chrome door handles on all interior lockers
  - Two (2) 110v AC GFI outlets (220v AC GF for AU-EU)
  - Teak and holly sole
  - Appliances – GE Stainless Monogram Package (US Model)
- a) 36” counter-depth side x side refrigerator
- b) 18” dishwasher with stainless interior
- c) 30” built-in microwave
- d) 30” electric cooktop and oven
- e) 15” trash compactor
- f) Garbage disposal with switch
- Appliances (AU-EU Model)
- a) 567L side x side refrigerator
- b) 450mm fully integrated dishwasher
- c) 600mm touch control ceran cooktop
- d) 600mm 7-function oven
- e) 600mm stainless steel microwave
- f) 380mm stainless steel automatic trash compactor
- g) Stainless steel garbage disposal with switch

## PILOTHOUSE

- L-shaped settee on raised platform
- Teak table with single 316 stainless steel pedestal (Wood species other than teak, such as wenge, cherry, walnut, etc, are optional)

- Seven (7) LED overhead lights with one (1) standard switch and two (2) two-way switches
- Two (2) LED red night lights with one (1) dimmer switch
- One (1) chart light
- LED red and white bridge lights
- Two (2) 110v AC outlets (220v AC GFI for AU-EU)
- One (1) USB outlet
- One (1) 12v DC outlet
- One (1) Stidd helm seat, model 500-N, naugahyde with matching powder coated base
- Custom Outer Reef wood steering wheel at pilothouse helm
- Teleflex hydraulic steering system
- Engine display screens
- Overhead electronics console
- Wiring routes to facilitate equipment installation
- Main electrical distribution panels with gauges and circuit breakers for AC and DC
- Alarm and advisory panel
- Transom doors on AC, DC and advisory panels
- Morse electronic engine controls
- 4" magnetic compass
- Three (3) stainless steel dual speed self-parking windshield wipers with wash down system
- ½" Clear tempered glass in forward facing windshields
- Vinyl headliner
- Control for bow thruster
- Air conditioning control panel
- Generator digital control panel
- 24v DC to 12v DC converter
- Windlass up/down switch and control circuit breaker
- Bilge pump control on advisory panel
- Equipment running advisory panel
- Teak wall paneling with satin finish
- Teak stairway to flybridge to starboard
- Weathertight doors opening out to port and starboard
- Curved teak stairway leading to accommodations
- Teak and holly sole

## LOWER HALLWAY

- Curved teak stairway from pilothouse with five (5) LED courtesy lights and two (2) two-way switches
- Three (3) LED overhead lights with two (2) two-way switches
- Teak wall paneling with satin finish

- Cabinet for storage or optional stackable washer and dryer
- Storage under first two steps of the stairwell below
- Access doors to staterooms
- Carpeted floor (deducted from décor allowance)

## FULL BEAM MIDSHIP MASTER SUITE

- King size berth
- 7" layered foam mattress
- Drawer storage under the berth
- LED rope lighting under the bed and at valance with one (1) standard switch
- Two (2) hanging lockers with teak-faced doors with access to stabilizer gear
- One (1) walk-in closet
- Two (2) built in cabinets
- Automatic interior lights in lockers
- Drawers with center guides and stops
- Door stops and holders
- Teak framed door
- Cantalupi chrome reading lights
- Two (2) CE-approved portlights with removable insect screen
- Three (3) 110v AC outlets (220v AC for AU-EU)
- One (1) TV outlet
- One (1) USB outlet
- Eight (8) LED overhead lights with two (2) two-way switches and one (1) standard switch
- Air conditioning control panel
- Nightstand teak tables with two drawers each
- Drawers with full extension guides and push button latches
- Teak cabin doors and cabinet doors
- Dyson V8 Absolute vacuum cleaner
- Chrome door handles on all interior lockers
- Carpeted floor (deducted from décor allowance)
  
- Teak wall paneling with satin finish

## MASTER HEAD (ENSUITE)

- Ensuite head with shower
- CE-approved portlight with removable insect screen in shower
- Clear tempered glass shower door with towel bar
- Molded white FRP shower
- Grohe Relaxa Plus chrome pulsator hand shower with hose and soap dish

- Ventilator fan in shower
- Corian countertop with white Kohler under-mount sink
- Chrome Grohe center-set single lever faucet at sink
- Teak framed mirror with medicine chest
- Storage cabinet under sink
- Wallcovering
- Drawers with full extension guides and push button latches
- Teak cabin doors and cabinet doors
- Chrome door handles on all interior lockers
- Tecma Marine 24v electric white toilet with sanitary hose for all discharge plumbing
- 24v DC ventilator blower
- One (1) 110v AC GFI outlets (220v AC GFI for AU-EU)
- Five (5) LED overhead lights with two (2) standard switches
- Teak and holly sole

#### VIP STATEROOM FORWARD

- 316 Stainless steel CE-approved skylight
- Tapered queen-size berth
- 7" layered foam mattress
- Teak storage drawers under the berth
- Two steps on each side of the berth for easy access
- LED rope lighting at valance with one (1) standard switch
- Two (2) hanging lockers with teak-faced doors
- Automatic interior lights in lockers
- Teak framed door
- Two (2) 110v AC outlets (220v AC for AU-EU)
- One (1) USB outlet
- Four (4) LED overhead lights with two (2) two-way switches
- Two (2) Cantalupi chrome reading lights
- Air conditioning control panel
  
- Teak wall paneling with satin finish
- Drawers with full extension guides and push button latches
- Teak cabin doors and cabinet doors
- Chrome door handles on all interior lockers
  
- Carpeted floor (deducted from décor allowance)

#### GUEST STATEROOM PORT

- CE-approved portlight with removable insect screen

- Two (2) bunk berths with storage drawers underneath the bottom one
- 7" layered foam mattress
- LED rope lighting at valance with one (1) standard switch
- One (1) hanging lockers with teak-faced doors
- Teak wall paneling with satin finish
- Drawers with full extension guides and push button latches
- Teak cabin doors and cabinet doors
- Chrome door handles on all interior lockers
- Automatic interior light in locker
- Door stops and holders
- Teak framed door
- One (1) 110v AC outlet (220v AC for AU-EU)
- One (1) USB outlet
- Three (3) LED overhead lights with one (1) standard switch
- Air conditioning control panel
- Two (2) Cantalupi chrome reading lights
  
- Carpeted floor (deducted from décor allowance)

## GUEST HEAD

- Head with shower with access doors from the VIP stateroom and lower hallway
- CE-approved portlight with removable insect screen
- Clear glass shower door with towel bar
- Molded white FRP shower
- Grohe Relaxa Plus chrome pulsator hand shower with hose and soap dish
- 24v DC ventilator blower
- Corian countertop with white Kohler under-mount sink
- Chrome Grohe center-set single lever faucet at sink
- Teak framed mirror with medicine chest
- Storage cabinet under sink
- Tecma Marine 24v electric white toilet with sanitary hose for all discharge plumbing
- One (1) 110v AC GFI outlet (220v AC GFI for AU-EU)
- Three (3) LED overhead lights with two (2) two-way switches and one (1) standard switches
- Teak and holly sole
  
- Wallcovering
- Drawers with full extension guides and push button latches
- Teak cabin doors and cabinet doors
- Chrome door handles on all interior lockers

## OUTER REEF CRUISING/SAFTY PACKAGE

- Six (6) 15" x 41" Polyform F-series black fenders
- Twelve (12) 15' x ½" black fender lines
- Four (4) 3/4" x 35' double-braid nylon black dock lines
- Two (2) 3/4" x 50' double-braid nylon black dock lines
- Twelve (12) Safeguard type I orange life vests for adults over 90 lbs
- Six (6) Kiddie Mariner 2 ¾ lb M10 fire extinguishers
- One (1) Bernard oil discharge placard (US Model Only)
- One (1) Bernard waste discharge placard (US Model Only)
- Two (2) Jim-Buoy 30" white ring buoys
- Four (4) Perko chrome/brass 4-ring buoy holders
- One (1) Orion alert/locate flare kit
- One (1) Orion circumnavigator first aid kit
- One (1) Orion safety blaster horn

## Основная информация

**Тип судна:** Моторная яхта

**Подкатегория:** Кубрик

**Модельный год:** 2018

**Год постройки:** 2018

**Страна:** United States

## Размеры

**Длина общая:** 63' 1" (19.23m)

**Ширина:** 17' 2" (5.23m)

**Макс. осадка:** 4' 10" (1.47m)

## Скорость, вместимость и масса

**Водоизмещение:** 90000 Pounds

**Вместимость воды:** 300 Gallons

**Вместимость сточного бака:** 100 Gallons

**Объем топливного бака:** 1000 Gallons

## Размещение

---

**Всего кают:** 4

**Всего коек:** 4

**Спальные места:** 6

**Всего ком. состава:** 2

## Корпус и палуба

---

**Материал корпуса:** FRP

## Информация о двигателе

---

**Двигатели:** 2




**Производитель:** John Deere

**Модель:** 6090

**Тип топлива:** Diesel

# ФОТОГРАФИИ

---









# КОНТАКТЫ

---

Андрей Шестаков (Andrey Shestakov) – ведущий яхтенный брокер отдела продаж яхт и судов компании Shestakov Yacht Sales Inc. Официальный представитель Shestakov Yacht Sales Inc. для русскоговорящих клиентов в центральном офисе компании в Майами/Форт Лодердейл/Флорида/США.

## Контактная информация

---

Email: **andrey@shestakovyachtsales.com**

Web: [shestakovyachtsales.com](http://shestakovyachtsales.com)

## Телефоны

---

Краснодарский край: **+7(918)465-66-44**

США, Майами, Флорида: **+1(954)274-4435**

## Время работы

---

Понедельник – Суббота: **9:00 - 21:00** EDT

Воскресенье: **Закрето**

## Адрес

---



Harbour Towne Marina, 850 NE 3rd St, STE 213, Dania, FL 33004