

# RISKY BUSINESS — OUTER REEF YACHTS



**Судостроитель:**  
OUTER REEF YACHTS

**Год постройки:** 2007

**Модель:** Моторная яхта

**Цена:** ЦЕНА ЯХТЫ ПО ЗАПРОСУ

**Местонахождение:** United States

**Длина общая:** 65' 4" (19.91m)

**Ширина:** 18' 6" (5.64m)

**Макс. осадка:** 5' 0" (1.52m)

Купить **RISKY BUSINESS — OUTER REEF YACHTS** а также выбрать подходящую вам яхту из нашего **каталога яхт** вам поможет опытный яхтенный брокер Андрей Шестаков. На сегодняшний день компания **Shestakov Yacht Sales Inc.** имеет большое количество яхт в **собственном списке продаж**, а также тесно сотрудничает со всеми крупными **яхтенными производителями** по всему миру.

Для того чтобы купить яхту **RISKY BUSINESS — OUTER REEF YACHTS** а также проконсультироваться по любому вопросу связанному с покупкой, продажей, чартером яхт позвоните по телефону **+7(918)465-66-44**.

# ОГЛАВЛЕНИЕ

---

ОГЛАВЛЕНИЕ	2
ХАРАКТЕРИСТИКИ	3
Обзор	3
Основная информация	12
Размеры	12
Скорость, вместимость и масса	12
Размещение	12
Корпус и палуба	13
Информация о двигателе	13
ФОТОГРАФИИ	14
КОНТАКТЫ	20
Контактная информация	20
Телефоны	20
Время работы	20
Адрес	20

# ХАРАКТЕРИСТИКИ

## Обзор

### WALKTHROUGH

This 2007 Outer Reef was built with the maximum volume available in a 65' Yacht. From her teak covered aft deck, dual staircases lead down to an extended integrated swim platform with safety U-rails and a concealed swim ladder. Access to the crews quarters/fourth cabin and engine room is available from a watertight transom door. The aft deck has built in seating with teak and burl insert hi low table on fixed stainless bases, for comfortable alfresco dining, A custom aft deck cabinet provides a large counter for serving and the convenience of a stainless fridge and freezer. Wing doors also provide a wind/weather protection and would make this area easy to enclose. Double doors lead into a spacious salon and galley.

The main salon is entered through double doors to a very custom and well laid out salon, with chair aft to port beside a cabinet and comfortable stand-alone sofa to port with matching chair with ottoman and cabinet forward of the sofa. Aft in the salon to starboard is another custom cabinet, teak chair, and custom cabinetry to starboard, which also houses a large raising flat screen TV. A granite breakfast bar area is forward adjoining and just below the matching galley granite counter. Forward in the salon on the starboard side is a beautiful showcase glass cabinet. The entire interior of the yacht was upgraded from teak to cherry paneling, and also upgraded with teak and holly floors in galley and pilothouse. The custom high low table in the center of the salon is a combination of teak, cherry and burl.

Forward and opposite the galley on the starboard side is a very large pantry and just ahead is an on deck head. To Port is a full size double door fridge with ice maker, full electric oven and convection microwave along with small appliances on very large and extended custom granite counters and granite backsplash. There are substantial cabinets and drawers.

The pilothouse forward has a large, comfortable L-shaped settee and table with upgraded Stidd helm chair. Port and Starboard doors open to covered walkways and there are built in phantom screens which are also present on the salon doors allowing bug free ventilation. There are two staircases from the pilothouse, both on the starboard side, one leading to the flybridge and one to the staterooms. The custom console was enlarged for the extensive equipment, and visibility forward is excellent.

Moving down from the pilothouse the VIP stateroom forward has a queen berth with spacious drawers below. There are twin hanging lockers and a flat screen TV. The private ensuite head has a large shower and granite counter. Aft of the VIP is the second guest stateroom with single berth below and single above. This stateroom also

has a large ensuite head with upgraded granite counter and large shower. Opposite the port guest stateroom is a full size Bosch washer and dryer.

The Master Suite is amidships with king berth, and shares the beautiful designer custom décor featured throughout the yacht. There is a walk in hanging locker with shoe storage forward as well as a very large second hanging locker and full height drawers and cabinets that are over 30" deep on the aft area of this large stateroom. Opposite the end of the berth is a dresser with storage, bookshelves and flat screen TV, along with other audio/video equipment also installed throughout the vessel. The end tables are granite covered and there are movable Shoji screens for privacy or to restrict sunlight. The adjoining head with large shower with seating has a full granite counter with two sinks and the separate head is compartmentalized with an additional door for privacy. A full height teak door leads to a hallway with access through a watertight door with viewing port to the engine room.

The engine room with 6' six foot plus headroom provides ease of access to all systems. In addition to the main engines, there are matching 16kw Northern Lights generators, watermaker, twin power take offs for the stabilizers and hydraulic bow and stern thrusters, inverter, fuel transfer and oil change systems. Large Sea Chests provide safety at sea, and supply water to the machinery's cooling systems.

The aft end of the engine room has another watertight door with port and opening this door leads to a crew/forth cabin with cross over berths to starboard, head and shower to port, and on the aft bulkhead a galleyette with fridge/freezer, granite counter and microwave above, plus substantial storage in full height lockers. This area is accessed easily from a watertight full height door from the swim platform and transom.

RISKY BUSINESS has an extremely large full beam flybridge, like sistership 65' Outer Reefs and has a full width hardtop. The flybridge helm features many repeater electronics from the pilothouse below and two Stidd helm chairs. There are built-in settees, providing seating for eight with built-in tables that can be raised or lowered. Aft of the Settee is a service area featuring an LP BBQ grill, wet bar, refrigerator with ice maker, and built-in storage. An optional removable stainless steel gate separates this area on fly bridge from the boat deck and the fully hydraulic davit handles a 13'6" wide body Nautica tender with 60hp Yamaha four stroke outboard. The emergency life raft is also located on this level. Deck drains on this deck and the main deck allow rain water to drain through a manifold system to the waterline internally, which eliminates exterior black streaking.

The main deck side walkways are fully covered and like the flybridge diamond non-skid built in during the original build, and provide excellent traction. The high bulwarks on the walkways also have stainless rails above for ease of positioning fenders. There are opening gates aft, two on the side aft deck, and two higher side gates opposite the pilothouse doors. The Portuguese bridge forward has a section which opens and there is comfortable seating forward on the bow with storage below. For convenience a

second 50amp cable master with 75' of cable is located on the bow, and there is a dual capstan 3500 Maxwell Windlass with a 120lb Stainless Anchor on and second stainless anchor on a separate roller. Both anchors have 300 feet of chain with remote operation from the pilothouse and flybridge along with controls on the foredeck.

## CONSTRUCTION

- Hand laid-up FRP hull w/PVC foam sandwich construction above the waterline
- Vinylester barrier lamination for osmosis protection
- Hand laid-up FRP deck/house and flybridge w/PVC foam sandwich construction
- Full length longitudinal engine stringers and athwartship stringers
- Windows w/ 3/8" tempered glass in salon, 1/2" tempered glass in pilothouse
- Rub rails with stainless steel capping
- Bilge area finished smooth and coated with epoxy paint
- Built-in swim platform with stainless steel swim ladder and rails
- Quiet Roll integrated spray rail system

## MECHANICAL

- Twin Caterpillar C-18 Acert (1001 bhp) diesel engines with Twin Disc transmissions and electronic instruments for dual stations
- Two (2) Northern Lights 16kw (60 hz) generators with sound shields
- Naiad 252 stabilizers with 6 sq. ft. fins and dual station controls
- ABT 25hp hydraulic bow and stern thrusters with proportional controls
- Glendinning engine controls for dual stations
- Wet exhaust system with FRP mufflers
- Tides packless shaft seals
- Two (2) stainless steel propeller shafts and two (2) bronze propellers
- Stainless steel struts with bearings
- Stainless steel rudders with bearings
- Fiberglass drip pans under engines
- Two (2) Racor 75/1000 max dual fuel filters for main engines
- Two (2) Racor 1000 max single fuel filters for generators
- Emergency tiller
- Teleflex hydraulic steering system for dual stations
- Horizontal windlass with dual capstan and chain wheel and dual anchor rollers
- One (1) 75lb CQR-type stainless steel plow anchor with 300 ft 3/8" ht chain
- Additional 132lb Rocna stainless steel anchor and additional 300 ft 3/8" ht chain
- Oil change pump for engines and generators
- Ball-valve bronze seacocks on all through-hulls below waterline
- Nutone central vacuum system
- Chilled water AC system
- Algae-X fuel polishing system
- Second dripless shaft bearing
- Northern Lights uplift water exhaust for generators

- Additional backup 24v fresh water pump

## ELECTRICAL

- Main electric distribution panel with gauges and circuit breakers for 230/115 VAC system and 24/12v DC system
- Accessible wiring raceway throughout
- Batteries in FRP boxes:
  1. Two (2) engine banks with two (2) AGM 8d-225ah batteries for each bank
  2. Two (2) house banks with two (2) AGM 8d-225ah batteries for each bank
  3. Two (2) generator banks with one (1) AGM 30h-200ah battery each
- One (1) 24v and one (1) 12v battery chargers
- Four (4) engine room blowers and three (3) head vent blowers
- 115v AC electrical outlets throughout, GF outlets for heads and exteriors
- 24v to 12v DC converter
- Two (2) Danforth 5" magnetic compasses
- Copper bonding system to all underwater fittings with zinc anodes
- Engine battery interconnection system
- Glendinning 50 amp cabledmaster with 75' of cable on transom
- Additional cabledmaster in cabinet behind port guest stateroom shower
- Additional Glendinning handheld remote control with one (1) plug in receptacle
- Three (3) additional Glendinning plug in outlets for remote
- 4kw (24v DC to 115v AC) Trace inverter
- One (1) telephone/cable TV inlet on transom
- Iso-booster transformers and galvanic isolators
- One (1) 24v DC chart lights
- 24v DC courtesy/step lights throughout with automatics in wardrobe
- 24v DC overhead halogen fixtures throughout
- 24v DC rope style valance in salon and staterooms
- 115v AC fluorescent and 24v DC lights for engine room
- Five (5) Aqua Signal navigation lights
- Two (2) prop shaft brushes in engine room
- Shoreline power transfer rotary switches
- Three (3) windshield wipers with washdown system
- Prewired for sensors and cameras
- Soft starts on AC compressors

## ENGINE ROOM

- Acoustically insulated, lined with sound absorbing material
- Edura coin dot flooring
- Fireboy fire suppression system
- Fresh water faucet

- 115v GF outlets with waterproof covers
- 115v AC fluorescent and 24v DC lighting
- Sea chests
- Stainless steel safety rails in engine room
- Two watertight bulkheads
- Watertight aluminum engine room doors with sight windows
- Shelves for parts and optional equipment
- Watermaker

## PLUMBING

- Bilge high water alarm system with pilothouse warning panel
- Four (4) automatic 24v DC bilge pumps and emergency bilge suctions on engine
- One manual bilge pump in engine room
- Two (2) automatic 24v DC shower pumps
- Three (3) aluminum fuel tanks with a total capacity of 2,000 gallons
- One (1) stainless steel water tank with a 400 gallon capacity
- Rigid fresh water pipes and color coded copper fuel lines
- One (1) FRP holding tank with macerator pump with a 200 gallon capacity
- Cleanout and sight gauge for tanks
- Tank gauge for fuel and water tanks
- Stainless steel fuel manifold system (supply & return)
- Two (2) 24v DC fresh water pumps with accumulator tank
- Two (2) 115v AC 18-gallon water heaters with heat exchangers
- Shore water inlet on transom
- Fresh water faucet in engine room
- Grohe single level mixing taps for sinks in galley, heads and showers
- Five (5) Sea Land vacuum flush marine toilets with y-valves and sanitary hose for all discharge plumbing
- Transom shower in recessed box with hot & cold water supply
- Wash down fresh water outlets on fore deck, aft deck and flybridge
- Salt water wash down pump with outlet on fore deck

## EXTERIOR

- Aft deck bench seat with storage beneath and a hi-lo table
- White gelcoat on hull & deck house sides
- White gelcoat with white non-skid on decks
- Two coats of Black antifouling paint over five (5) coats of epoxy primer on ships bottom
- Stainless steel framed plexiglass hatch on fore deck
- Stainless steel framed tempered glass portlights with screens
- FRP flush hatch over chain locker
- Eight (8) stainless steel hawser holes with cleats
- FRP watertight doors on both sides of pilothouse and transom

- Stainless steel railings on main deck
- US Coast Guard Safety package
- Built in stairways to port and starboard from swim platform to aft deck
- Stainless steel hide-away swim ladder on swim platform
- Removable 1.5" stainless steel u-rails on swim platform
- Two (2) additional storage holes on swim platform
- Swim platform extended by 12"
- Teak on aft deck and swim platform
- Wing doors port & starboard on aft deck
- Wet bar cabinet on aft deck
- FRP gate doors at side decks and fore deck
- Cantalupi exterior lighting
- Stainless steel handrails on all bulwaks (port, starboard, and Portuguese bridge)
- TV outlets on flybridge and aft deck
- Heat reflective window tint
- Marquipt sea stairs

## INTERIOR

- Cherry veneer paneling and vinyl coverings on bulkheads
- Cherry cabin doors and cabinet doors
- Teak and holly cabin sole in galley, pilothouse and heads
- Cherry framed mirrors
- Burl insets in salon and pilothouse
- Foam backed removable headliner
- Nutone central vacuum system
- Automatic lighting in hanging lockers
- Drawers finished with Formica and include full extension guides
- Satin varnish on interior Cherry
- Dimmers switches throughout
- Cushion with muslin cover for berths and seats
- Granite countertops in galley and heads with white undermount sinks
- Off-white FRP panel on wall in showers
- Light valance in salon and staterooms
- Cantalupi lighting in all showers
- Cantalupi reading lights in the master, VIP, guest and crew staterooms
- Grohe chrome spray faucet in galley
- Grohe chrome centerset faucets in head sinks
- Grohe chrome pulsator hand showers with shower bar, hose and soap dish
- Sette, entertainment center, hi-lo table and end table in salon
- One (1) Stidd helm chair with chrome base and Ultra leather upholstery in pilothouse
- Granite on end tables in master stateroom
- Full granite backsplash in galley



- Electric lifter for TV in salon entertainment center
- Liquor cabinet with storage area aft of the pantry
- Glass cabinet for glass storage above the liquor cabinet
- Four (4) sconce lights in salon
- Two (2) sconce lights in pilothouse
- Additional alarm installed in master stateroom
- Door screens
- Crew quarter aft
- A/C exit and window mullions in salon and galley

## FLYBRIDGE

- Exclusive Deluxbridge full beam flybridge
- Molded FRP instrument console
- Sliding hatch and stairs down to pilothouse
- Stainless steel safety rails on flybridge/boat deck
- Hard top over flybridge
- FRP radar arch with two (2) deck lights
- 10" chrome Carlisle & Finch searchlight
- L-shaped FRP bench seats with storage beneath and two (2) hi-lo tables
- Sunbrella furniture fabric for flybridge cushions
- Venturi windscreen with stainless steel grab rails
- Cabinets for wash basin, icemaker & BBQ grill behind seats
- Hydraulic rotation davit
- Two (2) Stidd helm chairs with powder coated base and naugahyde upholstery
- Stainless steel Destroyer steering wheel
- Kahlenberg triple-trumpet air horn
- Stainless steel swing gate with a 1 1/4" pipe
- 13.5' Nautica Widebody dinghy with 60hp Yamaha
- Life raft

## APPLIANCES

- Miele cooktop
- Miele oven
- GE refrigerator (galley)
- GE refrigerator (aft deck)
- U-Line refrigerator (flybridge)
- U-line refrigerator (crew)
- Miele dishwasher
- KitchenAid disposal
- GE microwave
- GE trash compactor
- Subzero freezer
- U-Line icemaker

- Bosch washer and dryer

## AUDIO / VISUAL EQUIPMENT

### SALON

- Panasonic 42" TV on motorized riser
- DirecTV HD DSS receiver
- Denon DVM-7155 CD/DVD changer
- Marantz SR7500 7.1 home theater receiver
- Pinnacle 6" dual subwoofer
- Five (5) Sonance Symphony S6 22TL Thinline speakers (ceiling)
- APC 500 VA smart rackmount 4PS

### FLYBRIDGE

- Clarion CMD4 AM/FM/CD Sirius radio
- Four (4) MB Quart NKA 169 speakers
- MB Quart NWD 254 subwoofer
- Vimar 3 plug game port

### MASTER STATEROOM

- Sharp 20" LCD TV
- JVC DVD/CD/MP3/FM stereo radio
- Two (2) Sonance Symphony S6 22TL Thinline speakers
- DirecTV DSS receiver

### VIP STATEROOM

- Sharp 15" LCD Aquos TV
- JVC DVD/CD/MP3/FM stereo radio
- Two (2) Sonance Symphony S6 22TL Thinline speakers
- DirecTV DSS receiver

### THIRD STATEROOM

- Sharp 15" LCD TV
- JVC DVD/CD/MP3/FM stereo radio
- Two (2) Sonance Symphony S6 22TL Thinline speakers

### CREW QUARTERS

- Sharp 15" LCD TV
- JVC DVD/CD/MP3/FM stereo radio
- Two (2) Sonance Symphony S6 22TL Thinline speakers

### AFT DECK

- Two (2) MB Quart NKA speakers
- Vimar 3 plug game port
- Vimar volume control

#### PILOTHOUSE ELECTRONICS

- Raymarine E120 MFD
- Raymarine Raystar GPS
- Raymarine SM100 Sirius Satellite weather
- Raymarine Smart Heading System with Fluxgate
- Raymarine DSM300 sounder
- Raymarine ST60 depth display
- Simrad AP26 autopilot
- Two (2) Icom IC-504 VHF
- Raymarine E-series keyboard (controls bridge E-120)
- 15" PC TV screen (shows bridge E-120 display)
- KVH Tracphone with F-33/T4 dome
- Raymarine Ray780 digital HD radar, 48m range
- Speco SPC40RP hailer horn

#### FLYBRIDGE ELECTRONICS

- Raymarine E120 MFD
- Raymarine ST60 depth display
- Raymarine Raystar 125 GPS
- Simrad AP 26 autopilot (2nd station)
- Icom IC-504 VHF
- Icom Command Mic II remote mic (P.H. VHF)
- Sitex AIS radar

#### MISC ELECTRONICS

- Geosat EC-01 WiFi booster
- Four (4) video cameras with spectro control unit
- Megellan wireless security system
- Furuno AIS radar
- Flir Navigator II infrared camera
- Eartec voice activated 2-way radios

#### BROKER'S REMARKS

RISKY BUSINESS is an exceptionally well equipped 65' Outer Reef that has also enjoyed the best care and continual upgrades.

Her four cabin, five head layout lends itself to be a great family cruising yacht, or the forth cabin aft with head and shower and galley makes an ideal crew cabin.

Systems that include 25hp hydraulic bow and stern thrusters with proportional controls and three remote control stations on the exterior can allow virtual single handed operation if necessary.

With her 2000 gallon fuel capacity, she has great range at hull speeds of 9 knots burning only 12 gallons per hour, however the larger 1001hp Caterpillar C18's allow faster cruising in the 16 to 18 knot range if desired.

A great sea boat, comfortable and safe at an anchorage, or in heavy weather where similar profile yachts would have issues, RISKY BUSINESS is an opportunity to purchase a pre-owned yacht in like new condition.

## Основная информация

<b>Тип судна:</b> Моторная яхта	<b>Подкатегория:</b> Long Range Cruiser
<b>Модельный год:</b> 2007	<b>Год постройки:</b> 2007
<b>Страна:</b> United States	<b>Открытая палуба мостика:</b> Да

## Размеры

<b>Длина общая:</b> 65' 4" (19.91m)	<b>Ширина:</b> 18' 6" (5.64m)
<b>Макс. осадка:</b> 5' 0" (1.52m)	

## Скорость, вместимость и масса

<b>Водоизмещение:</b> 110000 Pounds	<b>Вместимость воды:</b> 400 Gallons
<b>Вместимость сточного бака:</b> 200 Gallons	<b>Объем топливного бака:</b> 2000 Gallons

## Размещение

<b>Всего кают:</b> 3	<b>Каюты экипажа:</b> 1
----------------------	-------------------------

## Корпус и палуба

---

Материал корпуса: FRP

## Информация о двигателе

---


Двигатели: 2





Производитель: Caterpillar

Модель: C-18

Тип топлива: Diesel

# ФОТОГРАФИИ


















# КОНТАКТЫ

---

Андрей Шестаков (Andrey Shestakov) – ведущий яхтенный брокер отдела продаж яхт и судов компании Shestakov Yacht Sales Inc. Официальный представитель Shestakov Yacht Sales Inc. для русскоговорящих клиентов в центральном офисе компании в Майами/Форт Лодердейл/Флорида/США.

## Контактная информация

---

Email: **andrey@shestakovyachtsales.com**

Web: [shestakovyachtsales.com](http://shestakovyachtsales.com)

## Телефоны

---

Краснодарский край: **+7(918)465-66-44**

США, Майами, Флорида: **+1(954)274-4435**

## Время работы

---

Понедельник – Суббота: **9:00 - 21:00** EDT

Воскресенье: **Закрето**

## Адрес

---



Harbour Towne Marina, 850 NE 3rd St, STE 213, Dania, FL 33004