

SEADUCTION — SUNSEEKER



Builder: SUNSEEKER

Year Built: 2012

Model: Motor Yacht

Price: PRICE ON APPLICATION

Location: United States

LOA: 63' 0" (19.20m)

Beam: 16' 10" (5.13m)

Min Draft: 4' 11" (1.50m)

Max Draft: 5' 1" (1.55m)

Cruise Speed: 26 Kts. (30 MPH)

Max Speed: 31 Kts. (36 MPH)

Our experienced yacht broker, Andrey Shestakov, will help you choose and buy a yacht that best suits your needs **SEADUCTION — SUNSEEKER** from our catalogue. Presently, at Shestakov Yacht Sales Inc., we have a wide variety of yachts available on our sale's list. We also work in close contact with all the big yacht manufacturers from all over the world.

If you would like to buy a yacht **SEADUCTION — SUNSEEKER** or would like help answering any questions concerning purchasing, selling or chartering a yacht, please call **+1(954)274-4435**

TABLE OF CONTENTS

TABLE OF CONTENTS	2
SPECIFICATIONS	7
Basic Information	7
Dimensions	7
Speed, Capacities and Weight	7
Accommodations	7
Hull and Deck Information	8
Engine Information	8
DETAILED INFORMATION	9
Walkthrough	9
Salon	9
Dining Salon	10
Galley	10
Lower Station	11
Companionway	11
VIP Cabin	11
VIP Head	12
Guest Head	12
Starboard Guest Cabin	12
Portside Guest Cabin	13
Master Cabin	13
Master Head	14
Foredeck	14
Aft Deck/Cockpit	14
Tender	15
Crew	15
Flybridge Equipment	15
Flybridge Helm Area	16

Engine Room/Mechanical Equipment	16
Electrical	16
Remarks	17
Exclusions	17
Disclaimer	17
Exclusions	17
Disclaimer	17
PHOTOS	19
Salon Looking Forward	19
Salon to Port	19
Salon to Starboard	19
Salon with TV Down	19
Salon Looking Aft to Starboard	19
Salon Looking Aft to Port	19
Dining Area	20
Galley	20
Galley	20
Galley Fridge, Aft	20
Galley Dishwasher Forward	20
Galley Fridge	20
Galley Freezer	21
Lower Helm	21
Lower Helm Outboard	21
Helm Portside Detail	21
Helm Center Detail	21
Helm Starboard Detail	21
Dual Electric Helm Seats and Side Door	22
Companionway	22
Companionway Electrical Panel	22

Accommodation Companionway	22
VIP Looking Forward	22
VIP to Starboard	22
VIP to Port	23
VIP Head	23
Guest Head Starboard Side	23
Guest Cabin Starboard Side	23
Guest Cabin Looking Forward	23
Guest Cabin Portside	23
Master Looking Aft	24
Master to Port	24
Master to Starboard	24
Master Lookin Forward	24
Master Closet	24
Master Head	24
Master Shower	25
Master Hull Side Window to Port	25
Accommodation Companionway Looking Forward	25
Master Hull Side Window to Starboard	25
Starboard Side Deck	25
Anchor Detail	25
Bow Looking Forward	26
Bow Looking Aft	26
Stainless Wipers	26
Portside Deck	26
Aft Deck	26
Aft Deck	26
Aft Seat	27
Easy Flybridge Access	27

Transom Gate	27
Hydraulic Platform	27
Tide Ride Ladder	27
Hydraulic Platform	27
13' RIB Tender	28
13' RIB Tender	28
Stern Shot	28
Arch Equipment	28
Crew Berth	28
Crew Cabin	28
Crew Head	29
Flybridge Sun Pad	29
Portside Flybridge Seating	29
Flybridge Seating	29
Aft Flybridge Seating	29
Flybridge Table	29
Flybridge Bar	30
Helm Seat	30
Helm Seats Bolster Up	30
Helm	30
Helm Detail Port	30
Helm Detail	30
Helm Detail Starboard	31
Easy Access Steps	31
Carbon Fiber Flybridge Hatch	31
Port Engine	31
Port Engine	31
Generator	31
Engine Room Forward	32

Engine Room Aft	32
Engine Room Panel	32
Engine Room Panel	32
24V & 12V Chargers	32
Watermaker	32
Membrane	33
Alternate Profile	33
Alternate Profile	33
Alternate Profile	33
Alternate Profile	33
Alternate Profile	33
Alternate Profile	33
Alternate Profile	34
Alternate Profile	34
Nighttime	34
Logo	34
CONTACTS	35
Contact details	35
Telephones	35
Office hours	35
Address	35

SPECIFICATIONS

Basic Information

Category: Motor Yacht

Sub Category: Pilothouse

Model Year: 2012

Year Built: 2012

Country: United States

Vessel Top: Radar Arch and Bimini

Fly Bridge: Yes

Dimensions

LOA: 63' 0" (19.20m)

Beam: 16' 10" (5.13m)

Min Draft: 4' 11" (1.50m)

Max Draft: 5' 1" (1.55m)

Speed, Capacities and Weight

Cruise Speed: 26 Kts. (30 MPH)

Cruise Speed RPM: 2000 Kts.

Cruise Speed Range: 270

Max Speed: 31 Kts. (36 MPH)

Max Speed RPM: 2300 Kts.

Gross Tonnage: 38 Pounds

Water Capacity: 215 Gallons

Holding Tank: 36 Gallons

Fuel Capacity: 925 Gallons

Accommodations

Total Cabins: 4

Total Berths: 6

Sleeps: 8

Total Heads: 3

Crew Cabin: 1

Crew Berths: 2

Hull and Deck Information

Hull Material: Fiberglass

Deck Material: Teak

Hull Configuration: Semi Vee

Hull Color: white

Hull Designer: Sunseeker

Exterior Designer: Sunseeker

Interior Designer: Sunseeker

Engine Information

Engines: 2

Manufacturer: MAN

Model: D2868LE433V

Engine Type: Inboard

Fuel Type: Diesel

DETAILED INFORMATION

Walkthrough

Boarding the yacht is via the hydraulic platform from a floating dock or via the side decks via a Marquipt Tide Ride ladder from a fixed dock.

Port and starboard steps lead up from the hydraulic swim platform to a spacious Aft Deck with a teak sole, built in seating, teak table, stairs to the Flybridge and large glass doors to the Salon. The Salon has facing settees, ample storage, a popup TV and large side windows.

Next forward to starboard is a Dining Area with an L shaped settee, wood table and three loose chairs.

To port is the Galley which is fully open to the Salon and Dining Area.

Forward and open to the Dining Salon is the complete Lower Station controls to starboard with steps to below to port.

On the lower deck the VIP Cabin is forward with an en suite Head.

Next aft to starboard is a Guest Head with dual entry doors followed by a Guest Cabin with twin lower berths.

Aft to port is a private Cabin with two over under berths.

Next aft is the Master Cabin with a queen island size berth, two person settee and a private Head with a very large stall shower.

The crew access is from the swim platform, has twin berths and a private wet head. Engine Room access is via a hatch in the Aft Deck sole.

The Flybridge is accessed via teak tread steps and is protected by a full Bimini top and has upholstered seating for up to 12 people plus a sun lounge.

Salon

The Salon is entered via a large three glass panel stainless steel trimmed Trend sliding door.

Immediately upon entry the most striking feature is the Wenge wood sole which contrasts nicely with the satin finish contrasting light oak wood found throughout the boat. Immediately to port is a nearly upholstered U shaped settee with storage under on the fore and aft cushions. An oak wood and matching upholstered coffee table lies in front of the settee. Large side cabin windows covered with Roman shades are over the settee.

Upon entering the Salon on the starboard side going forward is a built in bar cabinet and end table with storage below and stereo gear built into the cabinetry. The Marantz Home Theatre system plays AM/FM/CD/Spotify and has WiFi and Blue Tooth connectivity. Also in this area is a Direct TV HD receiver with a built in DVR, A Samsung Blue Ray player and a Fusion MSIP 600 Sat stereo for the exterior. The KVH service point is also in this area.

Next forward is another two to three person settee upholstered in Ultra Leather vinyl to match that across the Salon. Matching side windows and blinds are above the sofa. Behind the sofa is a popup 55" Samsung LED TV on a lift. Going forward on the wood surface of the popup TV is a small table lamp.

Also in the Salon are 14 overhead LED mini spots, two small tray ceiling treatments, a five channel Cambridge Audio speaker system with a hidden subwoofer, three Marine Air digital AC controllers and full drapes across the sliding doors aft.

Dining Salon

One step up and next forward is the Dining Salon with a large L shaped settee facing forward. The off white leather upholstery contrasts nicely with that in the Salon. Under the settee is additional storage.

The dining table is matching wood, has a center granite insert and twin highly polished stainless steel pedestals that have wood inserts. Three leather dining chairs complete the Dining Area to seat six to eight people.

Outboard are large windows, the lower of which have Roman shades to match the Salon. Above is another tray ceiling detail and three LED mini spots. The sole is carpeted but is also covered with a runner. Ten additional overhead LED lights add plenty of illumination.

Galley

To port is the yacht's Galley which is the popular open Galley plan usually found on US delivered yachts. The Galley is U shaped facing inward and contains the following equipment:

Euro Kera glass top 3 burner Ceran top cook top Built in Sharp Carousel grill/2 convection microwave oven Waeco under counter refrigerator w/oak front Waeco built in freezer w/(3) pullout drawers located forward of Galley Under mount Franke stainless steel sink Single stainless tap Bosch vented range hood w/work light over stove Electric opening side window, rolls down Granite countertops (7) Walnut cabinet doors (1) Oak pull out glass rack (3) Oak drawers (4) Overhead LED mini spots (2) Under counter LED mini spots Wenge wood sole to match Salon Cutlery drawer w/cutlery Three panel house side windows to offer excellent light & visibility Marine Air digital AC controls Sunseeker 10 place setting crockery pegged & stowed Oak Magic

corner cabinet for full storage utilization Miele stainless steel dishwasher w/oak panel outside
Under counter trash receptacle

Lower Station

Next forward to starboard is the full Lower Control Station, open to the Dining Salon aft and with excellent new 360 degree visibility.

Equipment includes: Raymarine 12" E-120W radar/plotter/Hybrid touchscreen Raymarine 12" E-120W radar/plotter/Hybrid touchscreen (2) MAN LCD color engine monitors Raymarine ST 70+ digital depth meter Raymarine ST 70+ digital speed indicator Raymarine ST 70+ autopilot control VDO analog tachometers w/digital alarm panel VDO rudder angle indicator VDO analog fuel gauge VDO analog water gauge Raymarine 240 VHF handset w/remote speaker 12" Leather & stainless steel helm wheel Key & start/stop switches for engines Rexroth/MAN electronic single lever engine controls Side Power bow thruster controls Trim tab controls Seat Fire engine shutdown override panels Ritchie 4" magnetic compass Jabsco remote control searchlight controls (6) Bilge pump switches w/indicator lights Windlass controls (3) Wiper controls w/washers Windshield defogger Battery parallel switch Nav light switch Horn switch Sunseeker (6) light bilge pump status lights Sunseeker (6) light high water alarm status lights Chart flat at helm Handrail at helm Besenzone electrically adjustable helm seat Besenzone electrically adjustable copilot seat Electric starboard deck side access door Sea Fire emergency fire system pull cable Carpeted sole w/carpet runner 3 Panel windshield

Companionway

Large and impressive is the port side curved carpeted steps leading below to the accommodations. Each of the seven steps has a step light. The yacht's freezer is in this area behind a hinged oak door.

The main AC/DC panel to switch from shore to ship with digital volt/amp readouts for both AC and DC systems and key equipment switches are on the first landing of the steps.

A stainless and leather handrail is inboard. At the bottom step one can go forward in to the VIP Cabin, to starboard into the Guest/Day Head, down one step into the Starboard Guest Cabin or down two more steps to the Companionway leading to the Port Guest Cabin and the Master Cabin.

VIP Cabin

The VIP Cabin is all the way forward on the lower deck. The cabin is surprisingly large and has a queen size pedestal berth forward. Below the berth are two storage drawers facing aft. Two carpeted steps both port and starboard provide easy access.

The headboard is upholstered and has two chrome gooseneck reading lamps on the oak side panels. Overhead is a round deck hatch with a screen.

Both port and starboard are four cabinet doors for storage. Just below is a large opening Trend stainless steel porthole behind Roman shades.

Below is a wood shelf port and starboard to serve as nightstands.

Aft to port is a two shelf storage locker and access to the cabin's private Head.

On the starboard the shelf/nightstand is followed by a two door auto lit hanging locker and a 19" Insignia LCD TV w/DVD combo mounted on the aft bulkhead. Also in this cabin is a carpeted sole, eight LED mini spots and the cabin's digital AC controls.

VIP Head

Aft to port is the private VIP Head with a white marble tile sole, a vanity with two storage cabinets below and a granite countertop and white china vessel type sink above. Two mirrored medicine cabinet doors are above with an opening Trend stainless steel porthole and wood mini blinds between the sink and medicine cabinet.

The stall shower has a clear glass bi fold door, a granite shelf, light, exhaust fan and a Hansgrohe handheld or wall mounted shower fixture with a full body spray option as desired.

The toilet is a Tecma electric model, with remote mounted flush/fill controls.

Guest Head

Just aft of the VIP is the Day/Guest Head with two doors, one from the centerline Companionway and the other from the Starboard Side Cabin. This head services the two Guest Cabins and additionally serves as the Day Head.

There is a white marble tile sole, a vanity with two storage cabinets below and a granite countertop and white china vessel type sink above. Two mirrored medicine cabinet doors are above with an opening Trend stainless steel porthole and wood mini blinds between the sink and medicine cabinet.

The large stall shower has a clear glass bi fold door, a shelf, light, exhaust fan and a Hansgrohe handheld or wall mounted shower fixture with a full body spray option as desired.

The toilet is a Tecma electric model with remote mounted flush/fill controls.

Starboard Guest Cabin

Just aft of the Guest Head is the Starboard Guest Cabin. Entered from the front of the cabin there are two twin berths facing forward with drawers below.

Between is a two drawer oak nightstand with twin chrome gooseneck reading lights above. The headboard of each berth is upholstered. Above the outboard berth are two opening Trend stainless steel portholes covered by Roman shades.

At the foot of the outboard berth is a large oak auto lit hanging locker with a dressing mirror on the outside of the door.

Also in this cabin are four LED mini spots, digital Marine Air AC controls, an Insignia 19" LED TV with DVD combo mounted on the bulkhead.

The sole is carpeted and fully protected by a carpet runner.

Portside Guest Cabin

Going aft is the Portside Upper/Lower Twin Cabin. The berths are on the outboard bulkhead. Each berth has a chrome goose head reading light. Above the upper berth is a Trend stainless steel opening porthole with full drapes.

Adjacent to the lower berth is an oak cabinet with two doors to also serve as a nightstand.

Forward is an oak auto lit hanging locker with a dressing mirror on the outside of the door.

Also in this cabin is a carpeted sole with carpet runner, Marine Air digital AC controls, four overhead LED lights and a 19" Insignia LED TV DVD combo.

Master Cabin

Surprisingly large is the midship Master Cabin with a queen size pedestal berth located off the aft bulkhead. The headboard is upholstered with twin gooseneck chrome reading lights. An upholstered soffit above almost the same size of the berth has six LED mini spots.

There is one storage drawer below the berth. There are also built in nightstands. The starboard has two drawers, the portside one.

To port starting forward is an oak cabinet with two drawers facing aft followed by an outboard cabinet with three, two shelf lockers and a countertop above. Next aft is access to the almost walk in closet with five additional drawers. Above the outboard cabinet is an almost five foot long glass panel deadlight in the hull side with an opening porthole vent all covered by Roman shades. Following the trend of large deadlights into the Master Cabin this model Sunseeker is right up to date!

To starboard there is a matching hull side deadlight above an upholstered two person leather settee. Flanked by twin built in oak cabinets, the forward one with a table lamp and the aft one with a storage cabinet.

Next aft is access to the large private Master Head.

On the forward bulkhead is an oak cabinet with two doors below and slim countertop above. The cabin's 32" RCA LED TV with DVD combo is mounted to the wall above.

Also in this cabin is a carpeted sole with carpet runner, 12 additional LED mini spots, a hidden digital safe, LED rope lights behind the wood valances over the hull side deadlights and a Marine Air digital AC controller.

Master Head

The sole is white marble tiles. The vanity has two storage doors below and a granite countertop above with a Deca vessel type sink and a single lever faucet. A walnut medicine cabinet with a mirror insert is above the sink followed by a round Trend stainless steel opening porthole behind wood mini blinds. The toilet is a Tecma electric model with remote mounted flush controls. The huge stall shower has a clear glass bi fold door, light, exhaust fan and a Hansgrohe handheld or wall mounted shower fixture with a full body spray option as desired.

Also in the head are five LED mini spots and a full size dressing mirror.

Foredeck

Fiberglass nonskid decks Stainless steel bow rails w/stainless steel life line 86 lb. Delta anchor w/190' galvanized chain Lewmar Electric winch & capstan 24V Up & down footswitches for windlass Bow wash down hookup Stem head anchor roller & anchor stop Self draining chain locker w/fender storage w/(2) deck access hatches Stainless steel rub rail w/rubber insert (24) Led deck lights in raised bulwarks facing inboard Dual spring line cleats port & starboard International Navigation lights (3) Stainless steel 24V Pantograph windshield wipers w/washers Curved three panel safety glass windshield Foredeck sun cushions w/safety rails & cover, foldup aft section for backrest Built in drink holders Bomar round deck hatch into VIP Cabin (2) Built in dunnage boxes in trunk cabin Full walk around side decks Frameless flush mount house side windows w/stainless steel trim Dual trumpet electric/air horns Remote control searchlight Bow pennant staff Textulene forward & side window covers Midship are two steps to raised bow area 7 Step Marquipt Tide Ride boarding ladder w/removable handrail

Aft Deck/Cockpit

Laid teak over fiberglass sole Self draining Cockpit Molded 7 step stairs to Flybridge w/teak overlay Transom storage locker above transom window Hinged stainless steel safety gates at aft

steps w/Sunseeker logo Three teak laid steps port & starboard to platform Built in Aft Deck seating facing forward w/removable cushions & cover Teak dining table Deck hatch into Engine Room (8) 24 Volt LED overhead lights Lower level blue LED courtesy lights JL Audio (4) Overhead marine stereo speakers Freshwater shore side inlet connection 50 Amp dockside shore cable inlet Hot & cold swim platform shower portside Teak laid hydraulic swim platform w/tender chocks Foldaway stainless steel swim ladder Shore water inlet portside Quick Release wash down hookup portside Stainless steel porthole into Crew Cabin Very large aft facing windows into Crew Cabin

Tender

2002 Novurania 13' Yamaha 25 HP OB 4 stroke Ritchie 2" compass Running lights Deck lights Rule bilge pump 5 GPM Accessory switch (2) Compartment storage (small) Fold down helm seat backrest 12 Volt DC outlet Fire extinguisher Bow cushion w/storage below Bow rail w/cleat & nav lights Mercury fuel water separator filter under helm seat Yamaha throttle control Full cover Removable tender chocks Battery shutoff switch

Crew

Entered via a transom hatch is a surprisingly large twin berth Crew Cabin with twin berths off the portside bulkhead, oak trim, dedicated 8000 BTU air conditioning system, twin goose neck reading lights, storage cabinets and a private Head with a vanity, vessel sink, toilet and a curtain shower.

Also in this cabin is a Splendide washer/dryer combo and five LED lights overhead.

The huge transom window makes the compact space seem much larger than it is.

The aft mattress is presently removed to allow for boat parts storage.

Flybridge Equipment

Self draining teak sole Wrap around Venturi windscreen w/stainless steel handrails Cream colored upholstered U shaped settee facing aft centerline w/storage below, removable cushions & cover Cream colored upholstered L shaped settee facing forward to port w/storage below removable cushions & cover Fiberglass dining table centered between Cream colored upholstered L shape 3 person sun lounge forward to port w/removable cushions Bar unit w/Raritan icemaker, sink & Kenyon grill & Waeco drink fridge, all starboard side & aft of Helm Stainless steel handrails around Aft Deck entry steps FRP radar arch aft w/radar & light mast, (2) down lights under mast KVH HD Sat TB system & delivery dome (4) JL Stereo speakers Low level LED blue courtesy lights Extra large blue Sunbrella Bimini top w/stainless steel frame Throwable life sling & line Built in cup holders at sun lounge ACR EPIRB Hinged carbon fiber

access door to bridge stairs

Flybridge Helm Area

Helm pod to starboard w/carbon fiber panel Tilt hydraulic wheel steering w/chrome & leather wheel 4" Ritchie magnetic compass Trim tab controls Sidepower bow thruster controls 12 Volt accessory outlet Helm cover Drink holders Twin helm seats w/(2) storage cabinets below & removable covers (2) VDO analog tachometers w/LCD alarm panels VDO rudder angle indicator VDO analog fuel gauge (2) MAN LCD digital color engine monitors Rexroth/MAN electronic clutch & throttle controls 12" Raymarine E 120W plotter/GPS/radar/Hybrid touchscreen 12" Raymarine E 120W plotter/GPS/radar/Hybrid touchscreen Raymarine ST 70 autopilot Raymarine ST 70 digital multi meter for depth/speed Raymarine Ray 240 VHF handset w/remote speaker 6 Place bilge alarm panel Start/stop switches for main engines 4 KW 36" HD Raymarine radar scanner upgrade Sea Fire fire system engine shutdown override panel Horn switch Windlass controls Nav light controls Jabsco searchlight control Fusion stereo remote for the exterior spaces stereo Sirius Sat radio antenna tied to Fusion stereo Sirius Sat weather tied to Raymarine units

Engine Room/Mechanical Equipment

Dual MAN fuel filter water separators Twin fuel tanks across forward beam of Engine Room w/electric sender units Freshwater spigot in Engine Room w/hose coil Sound insulation throughout Engine Room Sea Fire automatic fire suppression system, (2) 1200 cu. ft. bottles (2) Automatic bilge pumps (1) Automatic flood pump High bilge water alarm 24V Extractor fans Manual bilge pump 4 Blade Nibral main propellers Dripless shaft logs Side Power 24 Volt bow thruster Stainless steel trim tabs 24 Volt pressure water system Watermakers, Inc. reverse osmosis water maker, 600 gallons per day Underwater exhaust Hydraulic power pack for swim platform Five step stainless steel access ladder from Aft Deck Sure Cal 30 gallon hot water heater (4) DC Engine Room lights ZF500-11VA transmission/v drives with a 2.2 reduction ratio V8 Engine arrangement w/single exhaust The two fuel tanks are cross connected to act as a single tank Hypo Marine steering system 2 ½" Stainless steel prop shafts

Electrical

Onan 23 KW Generator in sound shield (1318 hrs.) AC 110V/220V 60 Cycle electrical system DC 12V/24V electrical system (4) Batteries for 24 volt engine starting, Group 31 (6) AGM Batteries for 24 volt house circuit, Group 31 (2) Batteries for 12 volt generator starting Battery parallel system (4) Rotary battery switches in Engine Room Alternator split charging system Newmar battery charger for 24 volt system 95 amp Phase Three charger Newmar battery charger for 12 volt system 40 amp Phase Three charger (4) Electrical battery shutoff switches in Cockpit Full cathodic bonding system to zinc anodes Companionway switch panel w/shore/gen/off switches & 12V/24V/12V/220V digital volt/amp/HZ monitors incl. gen/start/stop switches Inverter

system (2) Pro save galvanic isolators Tel/TV cord inlet at Cockpit (38) Breaker protected 24V DC circuits in Engine Room panel (4) Breaker protected 12V DC circuits in Engine Room panel (12) Breaker protected 110V DC circuits in Engine Room panel (14) Breaker protected 110V AC circuits at Pilothouse panel (15) Breaker protected 220V AC circuits at Pilothouse panel (13) Breaker protected 12V DC circuits at Pilothouse panel (50) Breaker protected 24V DC circuits at Pilothouse panel Exhaust gas separator on generator Tropical spec air conditioning system including: (1) 6000 BTU compressor (2) 8000 BTU compressors (1) 10,000 BTU compressor (4) 16,000 BTU compressors

Remarks

SEADUCTION will impress even the most finicky boat buyer. Her condition is outstanding, testament to her full time captain.

SEADUCTION has all the important options including Direct Drive (props and shafts), 1200 HP V8 MAN common rail engines, the Tropical Air Conditioning package, great electronics, HD Sat TV, thruster, hydraulic platform and a RIB tender.

A true four stateroom layout plus crew is hard to find in a 63' model. SEADUCTION has it all! 69' 1" length overall

Exclusions

While every effort was made to list all pertinent included equipment aboard SEADUCTION, there are some personal belongings aboard. Prospective purchasers should assume any item not specifically mentioned herein will not convey at closing.

Disclaimer

The Company offers the details of this vessel in good faith but cannot guarantee or warrant the accuracy of this information nor warrant the condition of the vessel. A buyer should instruct his agents, or his surveyors, to investigate such details as the buyer desires validated. This vessel is offered subject to prior sale, price change, or withdrawal without notice.

Exclusions

Owner's personal belongings.

Disclaimer

The Company offers the details of this vessel or yacht in good faith but cannot guarantee or

warrant the accuracy of this information nor warrant the condition of the vessel. A buyer should instruct his representatives, agents, or his surveyors, to investigate such details as the buyer desires validated. This vessel or yacht is offered subject to prior sale, price change, or withdrawal without notice.

PHOTOS

Salon Looking Forward



Salon to Port



Salon to Starboard



Salon with TV Down



Salon Looking Aft to Starboard





Salon Looking Aft to Port







Dining Area**Galley****Galley****Galley Fridge, Aft****Galley Dishwasher Forward****Galley Fridge**


Galley Freezer**Lower Helm****Lower Helm Outboard****Helm Portside Detail****Helm Center Detail****Helm Starboard Detail**


Dual Electric Helm Seats and Side Door**Companionway****Companionway Electrical Panel****Accommodation Companionway****VIP Looking Forward****VIP to Starboard**


VIP to Port**VIP Head****Guest Head Starboard Side****Guest Cabin Starboard Side****Guest Cabin Looking Forward****Guest Cabin Portside**

Master Looking Aft**Master to Port****Master to Starboard****Master Lookin Forward****Master Closet****Master Head**

Master Shower**Master Hull Side Window to Port****Master Hull Side Window to Starboard****Accommodation Companionway Looking Forward****Starboard Side Deck****Anchor Detail**


Bow Looking Forward**Bow Looking Aft****Stainless Wipers****Portside Deck****Aft Deck****Aft Deck**

Aft Seat**Easy Flybridge Access****Transom Gate****Hydraulic Platform****Tide Ride Ladder****Hydraulic Platform**

13' RIB Tender**13' RIB Tender****Stern Shot****Arch Equipment****Crew Berth****Crew Cabin**

Crew Head**Flybridge Sun Pad****Portside Flybridge Seating****Flybridge Seating****Aft Flybridge Seating****Flybridge Table**

Flybridge Bar**Helm Seat****Helm Seats Bolster Up****Helm****Helm Detail Port****Helm Detail**

Helm Detail Starboard**Easy Access Steps****Carbon Fiber Flybridge Hatch****Port Engine****Port Engine****Generator**

Engine Room Forward**Engine Room Aft****Engine Room Panel****Engine Room Panel****24V & 12V Chargers****Watermaker**

Membrane**Alternate Profile****Alternate Profile****Alternate Profile****Alternate Profile****Alternate Profile**

Alternate Profile**Alternate Profile****Nighttime****Logo**

CONTACTS

Andrey Shestakov, leading yacht broker of the sales department of Shestakov Yacht Sales Inc. Shestakov Yacht Sales Inc., the official representative of the Miami/Fort Lauderdale FL headquarters.

Contact details

Email: **andrey@shestakovyachtsales.com**

Web: shestakovyachtsales.com/en/

Telephones

USA: **+1(954)274-4435**

Office hours

Monday – Saturday: **9:00 - 21:00 EDT**

Sunday: **closed**

Address



Harbour Towne Marina, 850 NE 3rd St,
STE 213, Dania, FL 33004