

620 TRIDENT — OUTER REEF YACHTS



Builder: OUTER REEF YACHTS

Year Built: 2018

Model: Motor Yacht

Price: PRICE ON APPLICATION

Location: United States

LOA: 61' 8" (18.80m)

Beam: 16' 2" (4.93m)

Max Draft: 4' 0" (1.22m)

Our experienced yacht broker, Andrey Shestakov, will help you choose and buy a yacht that best suits your needs **620 TRIDENT — OUTER REEF YACHTS** from **our catalogue**. Presently, at **Shestakov Yacht Sales Inc.**, we have a wide variety of yachts available on **our sale's list**. We also work in close contact with all the big **yacht manufacturers** from all over the world.

If you would like to buy a yacht **620 TRIDENT — OUTER REEF YACHTS** or would like help answering any questions concerning purchasing, selling or chartering a yacht, please call **+1(954)274-4435**

TABLE OF CONTENTS

TABLE OF CONTENTS	2
SPECIFICATIONS	3
Overview	3
Basic Information	14
Dimensions	15
Speed, Capacities and Weight	15
Accommodations	15
Hull and Deck Information	15
Engine Information	15
PHOTOS	16
CONTACTS	20
Contact details	20
Telephones	20
Office hours	20
Address	20

SPECIFICATIONS

Overview

The Trident 620 has been specifically designed to combine contemporary style with superior overall performance, and is considered a fast semi-displacement yacht. The attractive plumb bow hull design, chic interior styling elements, and additional length options create a perfect yacht for long-range passagemaking or spontaneous weekend excursions.

- Stable and seaworthy
- Superior performance, heightened speeds, and enhanced fuel efficiency
- Fully equipped with Cummins engines and pod drives (standard)
- Built to CE Category A-Unlimited Ocean
- The flexibility of three attractive interior palettes
- Economical and safe cruising speed of 10 knots
- Fast cruise speed of 18-20 knots
- Max speed of 25 knots
- Best in class quiet ride while underway

US MODEL PRELIMINARY SPECIFICATIONS - SUBJECT TO CHANGE WITHOUT NOTICE

HULL CONSTRUCTION

- Vinylester resin infused FRP hull with PVC core sandwich construction
- Vinylester barrier lamination for osmosis protection
- Molded stringer/grid system
- Hull Awlcraft paint system and superstructure to be gel coat
- Two (2) coats of black antifouling paint over five (5) coats of epoxy primer below waterline
- Integrally molded rub rails with stainless steel capping
- Full length keel extends below running gear
- CE-approved stainless steel portlights
- Boat construction from only 3 major molds
- All deck and hull area hardware attachments are finished with solid lamination – no coring
- Bilge area finished smooth and coated with bright white epoxy paint
- Windows with 3/8" tempered safety glass in salon and 1/2' tempered safety glass in pilothouse
- WheelHouse™ Technologies, Inc. Marine Maintenance System

AFT DECK AREA

- Aft deck with molded white non-skid surface
- FRP built-in swim platform
- Hydraulic swim platform lift (Tender maximum LOA is 11')
- Stainless steel removable swim ladder on swim platform
- Stairway built-in to port and starboard side from swim platform to aft deck with stainless steel tube gate doors
- Aft deck FRP bench seating
- Sunbrella® furniture fabric for aft deck and sunbed
- Stainless steel door to salon
- Pantograph FRP weather tight door on transom
- Transom shower in recessed box with hot and cold water supply
- Fresh water wash down outlet
- Stair to sun deck
- Side gates port and starboard
- One (1) 50 amp shorepower inlet with single Glendinning cable master for 110v/220v 60hz
- One (1) 110v AC GFI outlet
- 316 Stainless steel heavy duty cleats secured to stainless steel backing plates on bulwarks
- Deck scuppers piped out through transom at boot stripe
- 316 Stainless steel hand rail to and from aft deck
- Teak cap rails

SIDE DECKS

- Molded with white non-skid surface
- Weathertight door opening into pilothouse on starboard side only
- House side fixed windows with tinted tempered glass
- Two (2) sets of spring-line cleats per side
- One (1) 316 stainless steel cleat per side set on anchor plinth
- Fuel fill fittings for tanks in port locker
- Teak cap rails

FORE DECK

- Foredeck with white non-skid surface
- Window on front of foredeck trunk
- 316 stainless steel rails on bulwarks per designer details
- 316 stainless steel stanchions to support handrail
- Deck lockers within coach house sides forward either side finished in white epoxy paint

- Sun pad with hinged backrest and hinged seating backrest
- Teak cap rails
- 316 stainless steel anchor roller at bow
- 75lb stainless steel Ultra anchor with 300' long 3/8" high test chain
- Maxwell VWC-2500 (24v) vertical windlass with foot switches and remote controls for dual stations
- Custom bow flag staff
- Salt water and fresh water stainless steel faucets inside foredeck lockers

FLYBRIDGE

- Wide beam deck with white non-skid surface and ample storage space
- Venturi windscreen with 316 stainless steel rails
- Molded FRP steering console with engine controls
- Electronics console
- 4" magnetic compass
- Cummins Steer by Wire system
- Destroyer steering wheel
- One (1) custom helm seat with powder coated base and naugahyde fabric
- Fire system repeater alarm
- One (1) L-shaped settee with Sunbrella® furniture fabric for cushions and one (1) white FRP table to port
- FRP cabinets to port and starboard
- Five (5) Aquasignal navigation lights in accordance with appropriate collision regulations
- Buell dual trumpet air horn with compressor
- FRP radar arch
- ACR 24v DC searchlight with dual station controls
- FRP mast with navigation and anchor lights
- Two (2) 110v AC GFI outlets
- One (1) 12v DC outlet

SUN DECK

- Deck with white non-skid surface

LAZARETTE

- Edura beige coin dot flooring
- Hull interior finished with white gloss polyurethane paint

- One (1) 110v AC GFI outlet
- Formica finish on walls
- Main electrical distribution panels with gauges and circuit breakers for AC and DC
- 2.5kw inverter/charger (24v DC to 115v AC 60hz)

ENGINE ROOM

- Acoustically insulated stand-up engine room lined with sound absorbing material to highest standard.
- Aluminum checker plate flooring
- Standard twin Cummins QSB 6.7ltr 550bhp HO diesel engines with Zeus pod drive system **(Optional Cummins QSC 8.3ltr 600bhp available)
- One (1) Cummins Onan quiet diesel 20kw generator 60Hz
- Integral drip pans under engines
- Direct expansion air conditioning system
- Ball-valve bronze seacocks on all through-hulls below waterline
- Oil change pump for engines and generator
- One (1) 50amp isolation transformer
- Two (2) Racor 1000 MA single fuel filters for main engines
- One (1) Racor 1000 MA single fuel filters for generator
- Fuel polishing system
- Fuel management system
- Fireboy fire suppression system including both intake and outlet air shutdown system with aluminum louvers
- Two (2) automatic bilge pumps 24v DC
- Fire system and bilge high-water alarm system with warning panel
- Fresh water hose bibb
- AGM (Absorbed Glass Matt) batteries in FRP boxes:
 - a) Two (2) engine banks with two (2) 8D batteries for each bank
 - b) One (1) house bank with four (4) 8D batteries with a total 510 amp-hours (24VDC) in lazarette
 - c) One (1) generator bank with one (1) battery
 - d) One (1) 12v battery charger
 - Two (2) battery isolators
 - Two (2) 24v DC blowers
 - Two (2) 110v AC GFI outlets with water proof covers
 - 316 stainless steel safety rails around engines
 - Two watertight bulkheads

- Watertight aluminum engine room door

MECHANICAL

- Copper bonding system to all underwater fittings with zinc anodes
- Fresh water lines
- Headhunter 24v DC fresh water pump with accumulator tank
- Three (3) 24v DC automatic shower sump systems with external pump
- Accessible wiring raceway throughout
- Extremely quiet central ventilation system for heads and bilge areas

TANKAGE

- All tankage located in the belly giving more storage and space throughout
- One (1) FRP integral holding tank with a max capacity of 150 US gallons (568 lts) with one (1) Mako diaphragm/discharge pump
- One (1) food-grade plastic fresh water tank with a max capacity of 185 US gallons (700 lts)
- One (1) integral fuel tank with a total capacity of 800 US gallons (3028 lts)
- Inspection and cleaning ports on all tanks
- 20 gallon water heater

INTERIOR DECOR

- Interior décor is offered in three (3) different color palettes from an Outer Reef standard selection

SALON

- Custom wing door entrance from aft deck
- Fixed windows in house sides with medium 3/8" tinted tempered safety glass
- Valance over windows with LED rope lighting
- Vinyl headliner
- Built-in L-shaped settee
- Entertainment center cabinet with TV lift
- One (1) built-in end table
- Air conditioning control panel
- Cabinetry and lockers
- Four (4) 110v AC outlets

- One (1) USB outlet
- One (1) TV outlet
- Pre manufactured wood flooring
- Drawers with full extension guides and push button latches
- Chrome door handles on all interior lockers

GALLEY

- Corian countertops with stainless steel under mount sinks
- Drawer for soap and sponges in front of the sink
- Chrome Grohe Europlus II faucet with pull out spray
- Cabinets and cabinet doors with chrome push-button locks
- Satin varnish with available hi-gloss upgrade on interior veneers in combination with vinyl wall coverings
- Drawers with full extension guides and push button latches
- Chrome door handles on all interior lockers
- Two (2) 110v AC GFI outlets
- Pre-manufactured wood flooring

APPLIANCES

- VITRIFRIGO DW180 INOX RFX 12/24V drawer (fridge/fridge) & VITRIFRIGO DW180 BTX 12/24V INOX, drawer (freezer/freezer) units
- Bosch fully integrated dishwasher (18" / 45cm)
- Foster induction cooktop /hob (36" / 90cm)
- Bosch compact oven/microwave (24" / 60cm)
- Electrolux exhaust hood (24" / 60cm) **Aft galley configuration only
- GE garbage disposal
- Miele washer and dryer

PILOTHOUSE

- Settee on raised platform
- Dining table
- One (1) chart light
- LED red and white bridge lights
- Two (2) 110v AC outlets
- One (1) 12v DC outlet
- Alarm and advisory panel
- Cummins electronic steering wheel

- Cummins throttle and pod controls
- 4" magnetic compass
- Two (2) stainless steel dual speed self-parking windshield wipers with wash down system
- ½" clear tempered glass in forward facing windshields
- Vinyl headliner
- Generator digital control panel
- 24v DC to 12v DC converter
- Windlass up/down switch and control circuit breaker
- Weathertight door opening out to starboard
- Curved stairway leading to accommodations

- One (1) custom helm seat with powder coated base and naugahyde fabric
- Custom Outer Reef wood steering wheel at pilothouse helm
- Engine display screens
- Pre-manufactured wood flooring

LOWER HALLWAY

- Curved stairway from pilothouse
- Bulkhead finished with wall covering
- Stackable washer and dryer
- Access doors to staterooms
- Carpeted floor

FULL BEAM MIDSHIP MASTER STATEROOM

- King size berth
- Drawer storage under the berth
- LED rope lighting under the bed and at valance
- One (1) walk in hanging locker with door
- Automatic interior lights in lockers
- Drawers with center guides and stops
- Door stops and holders
- Bulkheads with wall covering and /or veneer
- Two (2) oversized CE-approved portlights with removable insect screen
- Three (3) 110v AC outlets
- One (1) TV outlet
- One (1) USB socket
- Air conditioning control panel
- Nightstand tables with two drawers each
- Satin varnish with available hi-gloss upgrade on interior veneers in combination

with vinyl wall coverings

- Drawers with full extension guides and push button latches
- Chrome door handles on all interior lockers
- Carpeted floor

MASTER HEAD (ENSUITE)

- Ensuite head with shower
- CE-approved portlight with removable insect screen in shower
- Molded white FRP shower with custom frosted tempered glass door
- Grohe Relaxa Plus chrome pulsator hand shower with hose and soap dish
- Central ventilation
- Corian countertop with white under-mount sink
- Chrome Grohe center-set single lever faucet at sink
- Mirror
- Storage cabinet under sink
- Satin varnish with available hi-gloss upgrade on interior veneers in combination with vinyl wall coverings
- Drawers with full extension guides and push button latches
- Chrome door handles on all interior lockers
- Dometic 24v electric white toilet with sanitary hose for all discharge plumbing
- One (1) 110v AC GFI outlet
- Pre-manufactured wood flooring

VIP STATEROOM FORWARD

- Tapered queen-size berth
- Storage drawers under the berth
- Two steps on each side of the berth for easy access
- LED rope lighting at valance
- Four (4) CE-approved portlights with removable insect screen
- One (1) hanging locker
- Automatic interior lights in lockers
- Satin varnish with available hi-gloss upgrade on interior veneers in combination with vinyl wall coverings
- Drawers with full extension guides and push button latches
- Bulkheads with wallpaper and veneer
- Two (2) 110v AC outlets
- One (1) USB socket
- Air conditioning control panel
- Carpeted floor
- Chrome door handles on all interior lockers

VIP HEAD (ENSUITE)

- Ensuite head with shower
- CE-approved portlights with removable insect screen
- Molded white FRP shower with custom frosted tempered glass door
- Grohe Relaxa Plus chrome pulsator hand shower with hose and soap dish
- Central ventilation
- Corian countertop with white under-mount sink
- Chrome Grohe center-set single lever faucet at sink
- Mirror
- Storage cabinet under sink
- Dometic 24v electric white toilet with sanitary hose for all discharge plumbing
- One (1) 110v AC GFI outlet
- Pre-manufactured wood flooring

GUEST STATEROOM PORT

- CE-approved portlight with removable insect screen
- Two (2) bunk berths with storage drawers underneath the bottom one
- LED rope lighting at valance
- One (1) hanging locker
- Satin varnish with available hi-gloss upgrade on interior veneers in combination with vinyl wall coverings
- Drawers with full extension guides and push button latches
- Chrome door handles on all interior lockers
- Automatic interior light in locker
- Door stops and holders
- Bulkheads with wallpaper and veneer
- One (1) 110v AC outlet
- Air conditioning fan control

- Carpeted floor

GUEST HEAD

- Head with shower
- Molded white FRP shower
- Grohe Relaxa Plus chrome pulsator hand shower with hose and soap dish
- 24v DC ventilator blower

- Corian countertop with white under-mount sink
- Chrome Grohe center-set single lever faucet at sink
- Dometic 24v electric white toilet with sanitary hose for all discharge plumbing
- Mirror with medicine chest

LIGHTING

- All interior and exterior LED lighting as per the standard lighting plan

OUTER REEF CRUISING/SAFETY PACKAGE

- Six (6) 15" x 41" Polyform F-series black fenders
- Twelve (12) 15' x ½" black fender lines
- Four (4) ¾" x 35' double-braid nylon black dock lines
- Two (2) ¾" x 50' double-braid nylon black dock lines
- Twelve (12) Safeguard type I orange life vests for adults over 90 lbs
- Six (6) Kiddie Mariner 2 ¾ lb M10 fire extinguishers
- One (1) Bernard oil discharge placard
- One (1) Bernard waste discharge placard
- Two (2) Jim-Buoy 30" white ring buoys
- Four (4) Perko chrome/brass 4-ring buoy holders
- One (1) Orion alert/locate flare kit
- One (1) Orion circumnavigator first aid kit
- One (1) Orion safety blaster horn

STANDARD AUDIOVISUAL PACKAGE

SALON VIDEO:

- Samsung 46" 3D 1080p LED-LCD TV - 16:9 - HDTV 1080p multi standard TV
- Apple TV

SALON AUDIO:

- Samsung sound bar

GALLEY VIDEO:

- Samsung 22" HD LED multisystem 110/220v

AFT DECK AUDIO:

- Fusion cockpit co-axial speakers, pair, white, classic-grill

FLYBRIDGE AUDIO:

- Fusion cockpit co-axial speakers, pair, white, classic-grill

MASTER STATEROOM VIDEO:

- Samsung 40" HD 1080p LED-LCD TV world-wide system 110/220V
- Apple TV

VIP STATEROOM VIDEO:

- Samsung 22" HD LED multisystem 110/220v

PORT STATEROOM VIDEO:

- Samsung 22" HD LED multisystem 110/220v

STANDARD NAVIGATION PACKAGE (SIMRAD)

FLYBRIDGE EQUIPMENT:

- Two (2) NSS16" EVO2 SIMRAD combo displays including GPS
- RS 90 VHF 2nd handset and speakers
- 1.8m Galaxy broadband antenna
- NSPL-400 antenna splitter
- Hailer horn
- Cummins Vessel View with AutoPilot and trim tab functions

PILOTHOUSE EQUIPMENT:

- Two (2) NSS16" EVO2 SIMRAD combo displays including GPS
- SIMRAD 19 nm open array digital radar
- CUMMINS Vessel View with Autopilot and trim tab functions
- RS 90 SIMRAD Black Box VHF AIS/RX/PA (includes horn)
- C-Zone and network links

OTHER NAVIGATION EQUIPMENT:

- Sonar Hub Module SIMRAD Broadband Sonar
- NAIS-400 AIS CLASS B RX/TX

CAMERAS:

- Iris 700 TVL 2.8 mm wide angle mini ball IR camera (engine room)
- Iris 620 TVL clam shell static camera (aft deck)

WIRELESS CELL AMP SYSTEM:

- Wilson Electronics 801280 75dB 850Mhz or 1900 Mh cellular amplifier

ADDITIONAL ITEMS:

- Shakespeare AM/FM VHF band separator
- Off Air TV antenna

INCLUDED C-ZONE MONITORING SYSTEM

- Shore and gen power inputs current and voltage
- DC inverter charger current and voltage
- House and engine batteries current and capacity
- All tank levels including fuel, black, grey and fresh water

MONITORED & SWITCHED OUTPUTS ON/OFF

- All lighting controls
- Pumps throughout
- Horn
- Two (2) engine room fans and more

US MODEL PRELIMINARY SPECIFICATIONS - SUBJECT TO CHANGE WITHOUT NOTICE
US MODEL PRELIMINARY SPECIFICATIONS - SUBJECT TO CHANGE WITHOUT NOTICE
US MODEL PRELIMINARY SPECIFICATIONS - SUBJECT TO CHANGE WITHOUT NOTICE
US MODEL PRELIMINARY SPECIFICATIONS - SUBJECT TO CHANGE WITHOUT NOTICE

Basic Information

Category: Motor Yacht

Sub Category: Flybridge

Model Year: 2018

Year Built: 2018

Country: United States

Dimensions

LOA: 61' 8" (18.80m)

Beam: 16' 2" (4.93m)

Max Draft: 4' 0" (1.22m)

Speed, Capacities and Weight

Displacement: 51000 Pounds

Water Capacity: 185 Gallons

Holding Tank: 150 Gallons

Fuel Capacity: 800 Gallons

Accommodations

Total Cabins: 3

Total Berths: 4

Sleeps: 6

Total Heads: 3

Hull and Deck Information

Hull Material: FRP

Engine Information






Engines: 2

Manufacturer: Cummins

Model: QSB

Fuel Type: Diesel

PHOTOS









CONTACTS

Andrey Shestakov, leading yacht broker of the sales department of Shestakov Yacht Sales Inc. Shestakov Yacht Sales Inc., the official representative of the Miami/Fort Lauderdale FL headquarters.

Contact details

Email: **andrey@shestakovyachtsales.com**

Web: shestakovyachtsales.com/en/

Telephones

USA: **+1(954)274-4435**

Office hours

Monday – Saturday: **9:00 - 21:00** EDT

Sunday: **closed**

Address



Harbour Towne Marina, 850 NE 3rd St, STE 213, Dania, FL 33004