

UNNAMED — SABER MARINE



Судостроитель: SABER MARINE

Год постройки: 2005

Модель: Моторная яхта

Цена: ЦЕНА ЯХТЫ ПО ЗАПРОСУ

Местонахождение: United States

Длина общая: 38' 0" (11.58m)

Ширина: 13' 8" (4.17m)

Макс. осадка: 3' 4" (1.02m)

Купить **Unnamed — SABER MARINE** а также выбрать подходящую вам яхту из нашего **каталога яхт** вам поможет опытный яхтенный брокер Андрей Шестаков. На сегодняшний день компания **Shestakov Yacht Sales Inc.** имеет большое количество яхт в **собственном списке продаж**, а также тесно сотрудничает со всеми крупными **яхтенными производителями** по всему миру.

Для того чтобы купить яхту **Unnamed — SABER MARINE** а также проконсультироваться по любому вопросу связанному с покупкой, продажей, чартером яхт позвоните по телефону **+7(918)465-66-44**.

ОГЛАВЛЕНИЕ

ОГЛАВЛЕНИЕ	2
ХАРАКТЕРИСТИКИ	3
Обзор	3
Основная информация	3
Размеры	3
Скорость, вместимость и масса	3
Размещение	3
Корпус и палуба	3
Информация о двигателе	4
ПОДРОБНОЕ ОПИСАНИЕ	5
Accommodations	5
Galley	5
Navigational Electronics	6
Electrical System	6
Hull and Deck	7
Pilothouse & Helm Deck	7
Mechanical	8
Manufacturer Provided Description	8
Исключения	9
Отказ от ответственности	9
ФОТОГРАФИИ	10
КОНТАКТЫ	15
Контактная информация	15
Телефоны	15
Время работы	15
Адрес	15

ХАРАКТЕРИСТИКИ

Обзор

Beautiful Sabre 38 with only 464 original hours on upgraded 440 Yanmars with all updates done by Yanmar, hull Awlgrippped 2013, bottom painted April 2015 very meticulous owner....a must see!

Основная информация

Тип судна: Моторная яхта

Модельный год: 2005

Год постройки: 2005

Страна: United States

Размеры

Длина общая: 38' 0" (11.58m)

Ширина: 13' 8" (4.17m)

Макс. осадка: 3' 4" (1.02m)

Скорость, вместимость и масса

Водоизмещение: 21500 Pounds

Вместимость воды: 100 Gallons

Вместимость сточного бака: 30
Gallons

Объем топливного бака: 350
Gallons

Размещение

Всего кают: 1

Корпус и палуба

Материал корпуса: Fiberglass

Информация о двигателе

Двигатели: 2

Производитель: Yanmar

Модель: 6LY3-STP

Тип двигателя: Inboard

Тип топлива: Diesel

ПОДРОБНОЕ ОПИСАНИЕ

Accommodations

The Owner's Stateroom is located forward and offers a very large and comfortable centerline queen sized berth which is substantially lower and redefines the comfort in master berths from other models. There are dovetailed maple drawers, a cedar lined hanging locker and many storage spaces. In addition, the berth platform is hinged with storage beneath. The joinery is varnished American Cherry with Ash hull ceilings. There is a pocket door which separates the master stateroom from the main salon. There is a flat panel TV bulkhead mounted for easy viewing from the berth. There are shelves and storage compartments above on each side of the island berth with legroom access below. The ensuite head includes freshwater electric toilet, Corian countertop and a separate stall shower compartment. There is also a second access door from the salon to the Head for guests. In the salon, to starboard there is a large L-shaped settee upholstered in Ultra-suede with a large pedestal mounted American Cherry & inlaid Maple glossy-finished dining table which can lower to create a very large double berth. A second flat panel TV with DVD player is mounted on the main bulkhead for general viewing. There is a secure goblet storage cabinet fitted above and padded wine bottle cabinet below. There are lockers and bookshelves for additional storage. Her interior joinery is varnished American Cherry with a Teak and Holly cabin sole. An attractive feature is the beautiful curved Cherry bulkhead which is visible from the companionway.

- Polished Danish Reading Lights
- Cabin Courtesy Lights
- Polished S.S. Opening Ports
- Polished Aluminum Deck Hatches
- Accord Shades on opening ports
- OceanAir Skyscreens on hatches
- Custom Comforter, Sham & Pillows
- Quartz Halogen Overhead Lighting
- Dimmer Switches on lighting
- Reverse Cycle Air Conditioning/Heat
- 4 separate AC units:
- 2x12K btu(wheelhouse), 2x9K(cabin)
- Ultra-Suede upholstery in Salon
- Ultra-Leather upholstery on helmdeck

Galley

The galley is conveniently located directly opposite the dining settee to port and at the base of the companionway. The galley is equipped with an abundance of storage

shelves, lockers, and drawers. There is a large polished stainless steel opening port above the Corian countertop surface. Equipment includes a stainless sink, convection microwave oven, ceramic cook-top, built-in coffee maker, and a large AC/DC refrigerator/freezer. There is an additional refrigerator/icemaker is located in the helm deck wet bar.

- S.S. Sink w/ Scandvik lever faucet
- Built-in Waste Basket

Navigational Electronics

- 120 VAC:
 - Twin 30 amp AC 50' shorepower cords
 - Spare set of shorepower cords
 - Circuit Breaker Distribution Panel
 - 120V outlets in cabins & engine bay
 - Galvanic isolator w/ monitor system
 - Galley & head receptacles are GFI
 - 50 amp, 3-bank Battery Charger
- 12 VDC:
 - Two 1000 CCA engine start batteries
 - Two 4D 210 AH Ship's house batteries
 - Battery Management Panel
 - Emergency X-over switch
 - Ship's Power switch
 - Starting battery switch
 - Illum. 12V circuit breaker panel
 - Battery condition guage
 - Tinned wiring throughout

Electrical System

- ISO NPG gelcoat w/ vinylester backup
- Divinycell foam core in hull bottom and topsides.
- Foam & plywood cored stringer system
- Molded in Non-skid
- Hull side rub strakes
- PVC rubrail with S.S. cap
- Center opening windshield

- Knitted Biaxial structural E-glass
- Composite Hardtop
- Rooftop aluminum hatches
- Sliding Windows
- Welded 1.25" 316 S.S. Perimeter Rail
- Hinged Transom Door
- Fiberglass Swim Platform w/ ladder
- Lewmar Rope/chain Anchor Windlass Fiberglass Anchor roller
- Anchor locker

Hull and Deck

The helm deck offers plenty of room for lounging and entertaining and is one of the most celebrated features aboard this design. The hard top with canvas enclosure provides a comfortable and welcoming climate-controlled space for all-weather conditions, as popular underway as it is at rest. From the Ultra-leather comfort of Stidd helm and mate's seats there are clear and unobstructed views of the surroundings. A matching helm bench seat with a beautiful handcrafted teak fold-up table and the convenient wet-bar area with refrigerator/icemaker provides full luxury to this pilothouse design. And to add to cruising comfort, Sabre's engineers have reduced noise and vibration levels substantially with a careful study of engine room ventilation and insulation.

- Canvas Enclosure, with zipper door Smiley Face zipper rear window
- Clear chart desk cover
- Hinged helm pod
- Full Instrument Panel

- Teak Decking on helmdeck surface
- Wetbar w/ refrigerator/icemaker
- Search Lt. & Windlass helm controls
- Ritchie Compass
- Wood rimmed Steering wheel

Pilothouse & Helm Deck

The helm deck offers plenty of room for lounging and entertaining and is one of the most celebrated features aboard this design. The hard top with canvas enclosure provides a comfortable and welcoming climate-controlled space for all-weather conditions, as popular underway as it is at rest. From the Ultra-leather comfort of Stidd helm and mate's seats there are clear and unobstructed views of the surroundings. A matching helm bench seat with a beautiful handcrafted teak fold-up table and the convenient wet-bar area with refrigerator/icemaker provides full luxury to this

pilothouse design. And to add to cruising comfort, Sabre's engineers have reduced noise and vibration levels substantially with a careful study of engine room ventilation and insulation.

- Canvas Enclosure,with zipper door Smiley Face zipper rear window
- Clear chart desk cover
- Hinged helm pod
- Full Instrument Panel

- Teak Decking on helmdeck surface
- Wetbar w/ refrigerator/icemaker
- Search Lt. & Windlass helm controls
- Ritchie Compass
- Wood rimmed Steering wheel

Mechanical

- Twin Yanmar 440 hp 6LY2A-STP engines
- ZF 220-A Transmissions
- 1.75" Aquamet S.S. Propellor shafts
- PSS drip-less shaft seals
- Morse mechanical control levers
- Twin 80 Amp alternators
- Groco Water strainers
- Raycor Fuel filters
- Water in fuel warning system
- Reverso Oil Changing System

- STURDY ACCUSYNC engine synchronicer
- Teleflex hydraulic steering
- Bennett S.S. Trim Tabs
- ONAN 9KW generator
- SIDEPOWER SP75T Bow Thruster
- Incremental holding tank guage
- Freshwater shore inlet
- S.S. outboard motor mount-engine bay

Manufacturer Provided Description

Elegant, traditional designs, luxurious accommodations and excellent performance are the hallmarks of the Sabre 38 Express. Quiet and economical to operate, the Sabre 38 will impress the most experienced yachtsman. The helm deck is a careful study in ergonomics. Surrounded by large opening windows and overhead hatches for

maximum ventilation and light. Views for the helmsman and crew are virtually unobstructed. The Stidd helm and mate's chairs, covered in Ultraleather upholstery, provide a degree of comfort rarely found in other boats. To add to cruising comfort, Sabre's engineers have reduced noise and vibration levels substantially with a careful study of engine room ventilation and insulation. Wide side decks with large diameter stainless steel hand rails, standard rope chain windlass and highly polished aluminum hatches all add to the beauty and functionality of her deck. A large anchor roller makes anchoring work a breeze. An optional hard back enclosure closes off the helm deck from the cockpit with the addition of two elegant curved windows in the corners, a sliding window to port and an aluminum entry door. Below decks her hand-crafted cherry interior adds to the sense of luxury, evident throughout. The stateroom berth is low and wide, making it both comfortable and easy to access. A pocket door separates the salon and stateroom while the head with stall shower has private access from the stateroom and from the salon. The main salon is configured with a long L-shaped settee and, her maple-inlaid salon table drops to form a guest berth. A standard thin screen TV and DVD player are recessed in to the furniture of the main cabin bulkhead. Her well equipped galley offers an electric cook top, convection microwave oven and coffee maker as well as ample storage for extended voyages. The Sabre 38 Hard Top Express is a yacht destined to become a classic for years to come.








Исключения




При продаже яхты исключаются личные вещи владельца.

Отказ от ответственности








Компания предоставляет описание судна или яхты добросовестно, но не может гарантировать точность этой информации, а также не ручается за техническое состояние. Покупатель должен проинструктировать своих агентов или оценщиков исследовать представленную информацию более подробно, по собственному желанию. Продажа судна или яхты, изменение цены или снятие с продажи будет происходить без предварительного уведомления.

ФОТОГРАФИИ











КОНТАКТЫ

Андрей Шестаков (Andrey Shestakov) – ведущий яхтенный брокер отдела продаж яхт и судов компании Shestakov Yacht Sales Inc. Официальный представитель Shestakov Yacht Sales Inc. для русскоговорящих клиентов в центральном офисе компании в Майами/Форт Лодердейл/Флорида/США.

Контактная информация

Email: **andrey@shestakovyachtsales.com**

Web: **shestakovyachtsales.com**

Телефоны

Краснодарский край: **+7(918)465-66-44**

США, Майами, Флорида: **+1(954)274-4435**

Время работы

Понедельник – Суббота: **9:00 - 21:00 EDT**

Воскресенье: **Закрето**

Адрес



Harbour Towne Marina, 850 NE 3rd St, STE 213, Dania, FL 33004