

ENDLESS WEEKEND II — SEA RAY



Builder: SEA RAY

Year Built: 2005

Model: Motor Yacht

Price: PRICE ON APPLICATION

Location: United States

LOA: 42' 0" (12.80m)

Beam: 14' 3" (4.34m)

Max Draft: 3' 8" (1.12m)

Our experienced yacht broker, Andrey Shestakov, will help you choose and buy a yacht that best suits your needs **ENDLESS WEEKEND II — SEA RAY** from our catalogue. Presently, at Shestakov Yacht Sales Inc., we have a wide variety of yachts available on our sale's list. We also work in close contact with all the big yacht manufacturers from all over the world.

If you would like to buy a yacht **ENDLESS WEEKEND II — SEA RAY** or would like help answering any questions concerning purchasing, selling or chartering a yacht, please call **+1(954)274-4435**

TABLE OF CONTENTS

TABLE OF CONTENTS	2
SPECIFICATIONS	5
Overview	5
Basic Information	5
Dimensions	5
Speed, Capacities and Weight	5
Accommodations	5
Hull and Deck Information	5
Engine Information	6
DETAILED INFORMATION	7
42' Sea Ray Sedan Bridge Motor Yacht ENDLESS WEEKEND II	7
FEATURES	7
HULL & DECK FEATURES	7
CANVAS (SUNBRELLA)	8
WINDLASS SYSTEM	8
CERTIFICATIONS	8
COCKPIT FEATURES	8
BRIDGE FEATURES	8
CABIN FEATURES	8
SALON	9
DINETTE	9
GALLEY	9
FORWARD STATEROOM	9
FORWARD HEAD/SHOWER	9
PORT STATEROOM	10
GUEST HEAD/SHOWER (PORT)	10
BRIDGE LAYOUT UPPER CABIN/COCKPIT LAYOUT	10
CONTROL STATION	10

ELECTRONICS	10
ELECTRICAL SYSTEMS	10
GENERATOR	11
AIR CONDITIONING/HEATING	11
ENGINE ROOM	11
FUEL SYSTEM	11
WATER SYSTEM	11
WASTE SYSTEMS	11
UNDERWATER GEAR	11
OPTIONS/ACCESSORIES	12
INDIVIDUAL OPTIONS	12
Exclusions	12
Disclaimer	12
PHOTOS	13
42' Sea Ray Sedan Bridge Motor Yacht ENDLESS WEEKEND II	13
42' Sea Ray Sedan Bridge Motor Yacht ENDLESS WEEKEND II	13
42' Sea Ray Sedan Bridge Motor Yacht ENDLESS WEEKEND II	13
Stern	13
Tender	14
Tender	14
Tender	14
Aft Deck	14
Aft Deck	14
Stairs to Flybridge	15
Stairs	15
Flybridge	15
Flybridge Seating	15
Controls	16
Controls	16

Controls	16
Flybridge	16
Stairs to Aft	17
Salon	17
Salon	17
Salon	18
Salon	18
Salon	18
Salon	18
Dinette	19
Galley	19
Refrigerator	19
Galley	20
Salon from Galley	20
Countertop	20
Washer	20
Master Stateroom	20
Head	20
Head	21
Head	21
Head	21
Guest Stateroom	21
Head	22
CONTACTS	24
Contact details	24
Telephones	24
Office hours	24
Address	24

SPECIFICATIONS

Overview

Basic Information

Category: Motor Yacht

Model Year: 2005

Year Built: 2005

Country: United States

Dimensions

LOA: 42' 0" (12.80m)

Beam: 14' 3" (4.34m)

Max Draft: 3' 8" (1.12m)

MFG Length: 45' 5" (13.84m)

Speed, Capacities and Weight

Displacement: 28500 Pounds

Water Capacity: 120 Gallons

Holding Tank: 42 Gallons

Fuel Capacity: 350 Gallons

Accommodations

Total Cabins: 2

Total Heads: 2

Hull and Deck Information

Hull Material: Fiberglass

Engine Information

Engines: 2

Manufacturer: Cummins

Model: 480 CE

Engine Type: Inboard

Fuel Type: Diesel

DETAILED INFORMATION

42' Sea Ray Sedan Bridge Motor Yacht ENDLESS WEEKEND II

- Vessel sits UNDERCOVER in the Bradford Marine Showroom
- Mainly freshwater boat
- Current owner bought the boat at 130hrs. Complete detailed engine and generator maintenance log since new
- All recommended maintenance always done by same mechanic. No major break down ever occurred either on mechanics or the boat itself
- Mainly always used as a trawler (9 knot @ 4 Gph) low engine wear and tear plus very economical. Used for long distance extended stays in the Great Lakes
- Upgraded garmin GPS 5212 w/ radar and second unit in master berth
- Autopilot wireless remote
- Upgraded flat screen tv in master, guest, salon and bridge
- Upgraded Flexiteek in aft cockpit
- Upgraded led light cockpit, anchor, underwater and flybridge
- Upgraded house battery bank (4x 6v)
- New bow thruster battery (2x 12v) 07/16
- New self contained ac unit in salon 06/15
- New carpet flybridge and salon 07/15
- Upgraded audio system w/ 3 amps, 6 ext. spk and 2 subwoofer
- Washer and dryer, central vacuum
- No blister on antifouling
- Wax and compound always done on a regular basis

FEATURES

- SmartCraft Instrumentation and System View available with Cummins MerCruiser 480HP CE engines)
- Custom Sea Ray thru-bolted stainless steel cleats
- Blossom cherry interior finish is standard
- Satin nickel finish push button knobs and switch plates
- Solid surface breakfast bar
- Standard innerspring mattress in master stateroom
- Ultraleather HP standard on all interior seating
- Insignia Motnitor for Radar & TV
- Garmin 5212 Radar / chartplotter with sunlight viewable touch-screen LCD
- Standard LCD flatscreen TV with DVD in salon
- Washer/Dryer
- Bow Thruster

HULL & DECK FEATURES

Bottom Paint Bow Rail, 316 Stainless Steel w/Welded Stanchions, Intermediate Rails & Life Lines Canvas Colors (Black) Cleats, Custom Sea Ray Thru-Bolted - Stainless Steel (8) Deck Fill Plates, Stainless Steel Deck Rails, 316 Stainless Steel Gel Coat, Arctic White Graphics, Striping Handrails, 316 Stainless Steel Hatch, Deck Vent - Translucent w/Locks & Sky Screen Cover

(20x20) Lights, Navigation Resin, High-Performance Vinylester Rub Rail, PVC w/Stainless Steel Insert Storage, Transom Wall - (For Fenders & Gear) Stringer System, Fiberglass Hatman Swim Platform, Integral w/Concealed Stainless Steel Three-Step Swim Ladder w/Integral Grab Handle Thru-Hull Fittings, Stainless Steel Toe Rail, Molded Fiberglass - Deck Vent System, Engine Room - Integral Windshield, Bridge Venturi - Aluminum-Framed Windshield, Recessed Tempered/Tinted Curved Glass - Bonded-In (Salon)

CANVAS (SUNBRELLA)

Aft Curtain Bridge Enclosure Soft Top w/Full Enclosure

WINDLASS SYSTEM

Anchor, Galvanized Anchor Chute, Stainless Steel Anchor Rope/Chain Storage w/Hatches Anchor Washdown Spigot Windlass, Rope/Chain w/Foot Switches (Lofrans)

CERTIFICATIONS

Meets Applicable USCG & ABYC Standards NMMA Certification

COCKPIT FEATURES

Carpet Liner, Snap-In Door, Cabin Entry (Sliding & Lockable) w/Screen Door, Transom Floor Liner, Fiberglass - Self-Bailing Hatch, Engine Service - Gas-Assisted Icemaker, 120V Lighting, Indirect Outlet, 120V GFI Protected Steps, Molded Deck Access Storage, Side Panels

BRIDGE FEATURES

Beverage Holders (4) Carpet Liner, Snap-In Control Station (Located Center/Forward) Handrails, 316 Stainless Steel Lighting, Indirect Outlet, 12V Accessory Seating, Helm (2) - Custom Euro-Style w/Flip-Up Thigh- Rise Bolsters, Armrests & Heavy-Duty Pedestals w/Slides, Swivels & Pneumatic Vertical Adjustments Seating, U-Shaped - Aft Ship's Bell Sport Spoiler, Molded Fiberglass (Seamless) w/Overhead Lighting Steps, Molded Bridge Access w/Stainless Steel Handrail Storage, Cabinet - Fiberglass Table, Bridge

CABIN FEATURES

Blinds, Wood Carbon Monoxide Monitors Carpet, Deep-Pile BCF - 44-Ounce Carpet Runners, Interior (Sunbrella) Handrails, Elliptical Stainless Steel Interior Finish - Blossom Cherry Lighting, 12V Halogen Lighting, 12V Indirect Outlet, 12V Accessory Outlets, 120V GFI Protected Outlets,

Phone Outlets & Switch Plates - Satin Nickel Finish Pillows, Accent Shades, Fabric Day/Night w/Drape Trim Storage, In-Floor Wood Trim, Handcrafted

SALON

Entertainment Center - Stereo, 12V AM/FM Single CD, Satellite-Ready w/6-Disc CD Changer, Amplifier, Subwoofer, Speakers (8), Digital Cockpit Remote Control & Speaker Selector Switches (Clarion) - Storage Cabinet - CD - TV, 20" Flatscreen LCD (120V) w/Remote DVD Player, Coax Outlet & Gain Control Panel Seating, Loveseat - Starboard (Ultraleather HP™) Seating, Sofa - Port (Ultraleather HP™) Storage, Cabinets - Port & Starboard

DINETTE

Flooring, Wood Handrail, Stainless Steel Seating, L-Shaped w/Storage Below (Ultraleather HP™) Table, Dinette (Folding Leaf) w/High-Gloss Wood Surface

GALLEY

Breakfast Bar, Solid Surface Coffeemaker, 120V Countertop, Solid Surface, Sink, Single-Lever Grohe® Faucet & Solid Surface Sink Cover Flooring, Wood Handrail, Stainless Steel Lighting, Dual-Voltage - 120V/12V Microwave/Convection Oven, 120V Power Vent, 12V Refrigerator/Freezer - Dual-Voltage - 120V/12V Storage, Drawers w/Cutlery Insert Storage, Galley Pantry Storage, In-Floor Storage, Under Steps Storage, Upper & Lower w/Designated Glass & Bottle Storage Stove, 120V Recessed Two-Burner Trash Receptacle

FORWARD STATEROOM

Bed, Full-Size w/Innerspring Mattress, Pillows, Sheets, Coordinated Spread & Drawer Storage Below Door, Privacy w/Full-Length Mirror Hanging Lockers (2), Cedar-Lined w/Lights Mirrored Rope Locker Bulkhead Storage, Gunwale Cabinets Storage, In-Floor Storage, Side Shelves TV/DVD Combo, 13" - 120V w/Remote & Coax Outlet

FORWARD HEAD/SHOWER

Bath Accessories, Chrome Clothes Hook Door, Privacy - Access from Forward Stateroom Handrails, Elliptical Stainless Steel Head, Large (VacuFlush) Power Vent, 12V Shower w/Seat, Adjustable Grohe Shower Wand & Acrylic Door Skylight, Circular Storage, Medicine Cabinet - Mirrored Vanity w/Solid Surface Countertop, Sink, Grohe Faucet & Storage Below

PORT STATEROOM

Beds, Twin (2) - w/Mattresses, Pillows, Sheets & Coordinated Spread w/Filler Cushions to Convert into King-Size Bed w/Storage Below Door, Privacy w/Full-Length Mirror Hanging Locker, Cedar-Lined w/Light Mirror, Wall Accent Nightstand, Built-In w/Countertop Portlight - Stainless Steel Skylight, Circular

GUEST HEAD/SHOWER (PORT)

Bath Accessories, Chrome Clothes Hook Door, Privacy - Access from Salon Handrail, Elliptical Stainless Steel Head, Large (VacuFlush) Power Vent, 12V Shower w/Seat, Adjustable Grohe Shower Wand & Acrylic Door Skylight, Circular Storage, Cabinet - Shower Storage, Medicine Cabinet - Mirrored Vanity w/Solid Surface Countertop, Sink, Grohe Faucet & Storage Below

BRIDGE LAYOUT UPPER CABIN/COCKPIT LAYOUT

Technical

CONTROL STATION

Alarms, High-Water - Bilge Compass Emergency Start System - Engines Horn, Air (Concealed) - Dual Trumpet Instrument Panel, High-Gloss Burl Instrumentation, Custom Sea Ray Backlit w/Low-Glare Blue Night Lighting & Stainless Steel Bezels [Includes: Engine Sync, Fuel (2), Oil Pressure (2), Tachometers w/LCD Hourmeters (2), Voltmeters (2), Water Temperature (2)] Steering, Hydraulic Steering Wheel, Wood-Accent Switch Panel - High-Gloss Burl Switches, Illuminated Weatherproof Rockers & Electronic Dimmer Control Systems Monitor, Digital LCD - for Engine Diagnostics & Pump Monitoring

ELECTRONICS

GARMIN 5212 Radar/Plotter Raymarine ST 7001 Auto Pilot Insignia Monitor for the Radar/TV Vetus Bow Thruster Clarion receiver with upgraded amps and POLK AUDIO Speakers Raymarine VHF Radio 230 w/Remote Speaker & 8' Fiberglass Antenna

ELECTRICAL SYSTEMS

Batteries (4) w/Trays Battery Charger/Converter, 120V/50 Amp/12V Enclosure, Weatherproof Main Solenoid Disconnect w/Composite Enclosure Panel, Circuit Breaker - Remote Panel, DC Main Breaker - Housed in Aluminum Enclosure w/Weatherproof Connector Panel, Main Distribution - AC - Housed in Aluminum Enclosure Panel, Main Distribution - DC - Housed in Aluminum Enclosure w/Weatherproof Connector Shore Power, Dual 30 Amp/120V/60 Cycle

w/50' Cords & Adapters Transformers, Shore Power Isolation (2) - 30 Amp/120V/60 Cycle TV/Phone Inlet w/TV Antenna, TV Shore Cord & Phone Shore Cord Wiring, Color-Coded w/Chafe Protection

GENERATOR

Remote Start w/Muffler, & Stainless Steel Exhaust Outlet, Freshwater Cooling, Fuel Filter, Seacock & Seawater Strainer, 9KW Onan Diesel

AIR CONDITIONING/HEATING

Zone-Controlled Reverse-Cycle System (32,000 BTU) Custom Integral Vent System

ENGINE ROOM

Bilge Pumps, 12V Automatic (3) Bilge Pumps, 12V Automatic High-Water (1 Bilge, 1 Cabin) Blowers, 12V Bilge (2) Engine Drip Sumps Exhaust, Underwater - Patented Fire Suppression System - Automatic w/Manual Pull Gel-Coated Engine Room, Oyster Insulation, Engine Room - 2" w/Vinyl Barrier Ladder, Stainless Steel - Removable Lighting, 12V Oil Changer System - Engines & Generator

FUEL SYSTEM

Fuel Filters - Remote - Diesel (Racor) Fuel Lines, USCG - Type A-1 Fuel Tanks, Aluminum w/Anti-Siphon Valves & Electric Sending Units (2)

WATER SYSTEM

Freshwater Hose & Spigot - Engine Room Freshwater Washdown Spigot - Cockpit Freshwater Washdown Spigot - Transom Manifold System w/Shutoff Valves Pressure Water System w/12V Pump Shower, Cockpit - Hot & Cold Water Heater, 120V (11-Gallon) Water Inlet, Dockside

WASTE SYSTEMS

Head System (VacuFlush®) Holding Tank Level Indicators - MDP & Heads Holding Tank w/Dockside Pump-Out & Automatic Cut-Off (42-Gallon) Sump Box w/Pump - Automatic

UNDERWATER GEAR

Bonding System w/Zinc Hull Plate Propeller Shafts, 2" Stainless Steel (2) - Aquamet 19 Propellers, Nibral 4-Blade Cup Rudders, Manganese-Bronze w/Stainless Steel Posts Seacocks on all Underwater Fittings Seawater Strainers Shaft Logs, Dripless w/Extra Seal Carrier Kit Struts, Manganese-Bronze Trim Tabs, Hydraulic

OPTIONS/ACCESSORIES

OPTIONAL PROPULSION Twin Diesel Inboards: T-Cummins MerCruiser 480 CE (T-446 HP) SmartCraft™ Diagnostics: - Instrumentation, Custom Sea Ray SmartCraft 4-in-1 Multigauges (2) w/Low-Glare Blue Night Lighting & Chrome Bezels (Includes: Fuel Level, Oil Pressure, Voltmeter, Water Temperature) - SmartCraft System View (Includes: Air & Water Temperature, Combined Fuel Flow/Range, Depth, Engine Alarms/Hourmeters, Engine Synchronizer, GPS Interface, System Maintenance Records)

INDIVIDUAL OPTIONS

Vetus Bow Thruster Canvas, Bridge Cover Canvas, Dash Cover - Bridge (Tan) Colored Hull (Blue) w/White Boot Stripes Control Station - Lower Control Station Flooring, Teak - Cockpit Gray Water System Macerator w/Seacock Interlock System Power Steering Rod Holders (2) - Cockpit Sirius Satellite Receiver w/Antenna Seating, Aft Bench w/Storage Below - Removable Seating, Sofa w/Pullout Bed - Port (Ultraleather HP) Spotlight w/Dual Halogen Bulbs - Remote-Controlled Stools (for Salon Table) Table, Bridge w/Sun Pad Filler Cushions Table, Cockpit Table, Salon - Hi-Lo w/High-Gloss Wood Vacuum System, Central - Dual Inlet Beam Washer/Dryer Combo, 120V - Under Galley Step Compartment Windlass

Exclusions

Owner's personal belongings.

Disclaimer

The Company offers the details of this vessel or yacht in good faith but cannot guarantee or warrant the accuracy of this information nor warrant the condition of the vessel. A buyer should instruct his representatives, agents, or his surveyors, to investigate such details as the buyer desires validated. This vessel or yacht is offered subject to prior sale, price change, or withdrawal without notice.

PHOTOS

**42' Sea Ray Sedan Bridge Motor Yacht
ENDLESS WEEKEND II**



**42' Sea Ray Sedan Bridge Motor Yacht
ENDLESS WEEKEND II**



**42' Sea Ray Sedan Bridge Motor Yacht
ENDLESS WEEKEND II**



Stern



Tender



Tender



Tender



Aft Deck



Aft Deck



Stairs



Stairs to Flybridge



Flybridge



Flybridge Seating



Controls



Controls



Controls



Flybridge





Stairs to Aft



Salon



Salon



Salon



Salon



Salon



Salon




Dinette



Galley



Refrigerator



Galley



Salon from Galley



Countertop




Washer



Master Stateroom



Head




Head



Head




Head



Guest Stateroom



Head





CONTACTS

Andrey Shestakov, leading yacht broker of the sales department of Shestakov Yacht Sales Inc. Shestakov Yacht Sales Inc., the official representative of the Miami/Fort Lauderdale FL headquarters.

Contact details

Email: andrey@shestakovyachtsales.com

Web: shestakovyachtsales.com/en/

Telephones

USA: +1(954)274-4435

Office hours

Monday – Saturday: **9:00 - 21:00** EDT

Sunday: **closed**

Address



Harbour Towne Marina, 850 NE 3rd St,
STE 213, Dania, FL 33004