

GIGI II — HARGRAVE



Судостроитель: HARGRAVE

Год постройки: 2013

Модель: Моторная яхта

Цена: **ЦЕНА ЯХТЫ ПО ЗАПРОСУ**

Местонахождение: United States

Длина общая: 125' 0" (38.10m)

Ширина: 25' 0" (7.62m)

Крейс. скорость: 12 Kts. (14 MPH)

Макс. скорость: 16 Kts. (18 MPH)

Купить **GIGI II — HARGRAVE** а также выбрать подходящую вам яхту из нашего каталога яхт вам поможет опытный яхтенный брокер Андрей Шестаков. На сегодняшний день компания **Shestakov Yacht Sales Inc.** имеет большое количество яхт в **собственном списке продаж**, а также тесно сотрудничает со всеми крупными яхтенными производителями по всему миру.

Для того чтобы купить яхту **GIGI II — HARGRAVE** а также проконсультироваться по любому вопросу связанному с покупкой, продажей, чартером яхт позвоните по телефону **+7(918)465-66-44**.

ОГЛАВЛЕНИЕ

ОГЛАВЛЕНИЕ	2
ХАРАКТЕРИСТИКИ	4
Обзор	4
Основная информация	4
Размеры	4
Скорость, вместимость и масса	4
Размещение	4
Корпус и палуба	5
Информация о двигателе	5
ПОДРОБНОЕ ОПИСАНИЕ	6
Overview	6
Designer's Comments	6
Salon	6
Galley	7
Day Head	8
Port, Starboard Hall and Dog House	8
Pilothouse	8
Lower Foyer and Stairs to Guest Staterooms	9
Master Stateroom	9
VIP Stateroom, Forward	10
Port And Starboard Guest Staterooms	11
Crew Lounge and Quarters	11
Aft Deck	12
Flybridge	12
Factory Installed Equipment	13
Interior Equipment	15
Audio and Visual Equipment	17
Appliances	19

Electronics	19
Exterior Equipment	21
Mechanical Equipment	22
Исключения	23
Отказ от ответственности	23
ФОТОГРАФИИ	24
КОНТАКТЫ	33
Контактная информация	33
Телефоны	33
Время работы	33
Адрес	33

ХАРАКТЕРИСТИКИ

Обзор

This Hargrave 125' Raised Pilothouse has four king sized guest suites and over 5,000 sq. f.t. of living space, making this yacht ideal for personal or charter use. Created for those who like to entertain on a grand scale, every room and every design detail has a larger than expected feel to it. The combined effect ensures this luxury yacht will have that “wow” factor which knowledgeable upscale owners demand. With her European styling incorporating full “wrap-around” windows she has luxurious accommodations for eight guests. As with all Hargrave yachts, the new 125' Raised Pilothouse is built to the highest quality and safety standards. She is ready for her new owners to step aboard and begin their adventures now!

CAT Extended Service Protection until 2,500 hours or June 2018

Основная информация

Тип судна: Моторная яхта

Подкатегория: Pilothouse

Моделльный год: 2013

Год постройки: 2013

Страна: United States

Размеры

Длина общая: 125' 0" (38.10m)

Ширина: 25' 0" (7.62m)

Скорость, вместимость и масса

Крейс. скорость: 12 Kts. (14 MPH)

Макс. скорость: 16 Kts. (18 MPH)

Вместимость воды: 700 Gallons

Объем топливного бака: 8000 Gallons

Размещение

Всего кают: 4

Корпус и палуба

Материал корпуса: Fiberglass

Отделка корпуса: Stainless Steel

Информация о двигателе

Двигатели: 2

Производитель: CAT

Модель: C32 Acert

Тип двигателя: Inboard

Тип топлива: Diesel

ПОДРОБНОЕ ОПИСАНИЕ

Overview

Created for those who like to entertain on a grand scale, every room and every design detail has a larger than expected feel to it. The combined effect ensures this luxury yacht will have that “wow” factor which knowledgeable upscale owners demand.

With her European styling incorporating full “wrap-around” windows she has luxurious accommodations for eight guests. As with all Hargrave yachts, the new 125’ Raised Pilothouse is built to the highest quality and safety standards. She is ready for her new owners to step aboard and begin their adventures now!

Powered by Twin Caterpillar C-32 ACERT, 1825hp Generators: Two Caterpillar 45kw with soundshield & water drop exhaust Architecture: J.B. Hargrave Yacht Design Interior Designer: Yacht Interiors by Shelley, Fort Lauderdale, FL

Designer's Comments

Design Influences and Color pallet:

The objective for this project was to create a contemporary interior with great balance, clean, sophisticated cabinetry lines with an enduring appeal; for charter or private use. The combination of contrasting surfaces of Gloss Walnut wood, Espresso and Taupe Zebra veneer accents, Sculptured glass and Cream Kaduna Marble (Royal Oyster) creates an abstract and sculptural impression that is truly refreshing. All the guest and social areas are generously proportioned and are perfectly appointed.

Salon

The Main Salon is a glamorous and contemporary salon that is inviting and aesthetically pleasing. Details in the built in cabinets were repeated again in the dramatic ceiling soffits. The upholstered custom pieces are luxurious, plush and have a clean, chic style. At the aft entrance the flooring is slabs of Cream Kaduna marble. On either side of the entrance foyer there are large squared corner cabinets that define and strengthen the space. The Starboard squared cabinet is the bar, complete with all the required storage, ice and sink etc and completely invisible when closed up. The Port cabinet disguises the crew companionway on the outside of the vessel. Both of these cabinets have gorgeous 44” mirrored recesses with marble shelves and sculptures from Hebi. Looking forward to the Dining Salon, there is a center cabinet with a TV and cabinet with a panel of Art Glass.

Main Salon/Dining Features:

- Gloss Walnut Wood
 - Espresso and Taupe Zebra accents
 - (2) 10' Sofas
 - 60' s/f of entrance Marble Cream Kaduna
 - 60" TV on Hi/Lo
 - Art glass panel Salon/dining console
 - (8) Dining Chairs/Custom Designed
 - Soffit designs w/ dramatic corner details
 - Center opening door glass on aft
 - (2) Mirrored Art niches 44' high
 - Perimeter Walnut Crown/AC grill
 - Etched glass privacy doors port and starboard
- Main Salon/Dining Fabric and Furnishings:**
- Sofa Fabric- JF Fabrics/Champion
 - Lounge Chairs and Ottomans- JF Fabrics/Drama
 - Dining Chairs- Custom Design/YIBS-Highland Court - 180978/H509
 - Dining Table- Custom Design/YIBS- Walnut with Zebra band
 - Roman Shades- Globaltex/Fortuna-Mocha
 - Throw Pillows- Glant/Couture Basket Weave-Limestone
 - Throw Pillows- Beacon Hill/Romandie-Tourmaline
 - Cabinet Hardware- Sagastune/Satin Nickel Push Pulls
 - Lighting/recessed- Cantaluppi/Satin Nickel
 - Lamps (4) - Sonneman-Plinth/6055.50 Blk Nickel

Galley

The galley was designed to be not only a professional food preparation area but an area for social gatherings. The room is finished in the same fine quality wood, hardware and craftsmanship as the rest of the vessel. The galley has tons of counter space and has a true walk in pantry (3' x 4'). For natural light, three sides are windows and there is a large comfortable settee forward with seating for eight. The large center island has a second sink, ice maker, recycling station, additional subzero refrigerator drawers and 132' sq. /feet of storage.

Galley Furnishings:

- Counter tops- Aurora Granite
- Flooring- Porcelanosa-V50915001(Porcelain plank wood design in driftwood color)
- Cabinetry- Gloss Walnut
- Appliances- Subzero and GE
- Hardware- Square Brush nickel/Push Pulls by Lamp
- Lighting- Brush Nickel/Cantaluppi
- Settee- Textillery- Barcelona 51 Ivory Leather
- Bar Stools- Textillery- Barcelona 51 Ivory Leather

- Sink- (3) Franke
- Faucets- (1) pot filler/ grohe, and (3) Lady Lux/Grohe satin nickel

Day Head

The Day Head was designed around the fabulous Graff faucet which is a 39" high satin nickel wall mount fixture. The fixture is framed with a back drop of marble just a few inches wider than the water supply to create not only a place to wash, but a functional piece of art. The flooring is a solid slab of marble with ¾" square Stainless Steel tiles sprinkled about and inlaid.

Day Head Furnishings:

- 48" w Asymmetrical Walnut Cabinet
- Cream Kaduna Marble Vanity
- Sculptural Brush Nickel faucet
- Vertical marble wall panel behind faucet
- Mirrored ceiling
- Gloss Walnut walls and cabinets
- Sink- Virgo/Sintra-Espresso vessel
- Faucet- Graff/Luna satin Nickel 39" high
- Flooring- Cream Kaduna with SS inlay 1" x 1"

Port, Starboard Hall and Dog House

The Starboard hallway is the passage to the day head, galley, pilot house and VIP. The hallway floor is visually a piece of abstract art. The main color is Cream Kaduna marble and the liner inlays are Pearlato Suevo. The Port side is the same floor design as this is the entrance to the guest stairs and forward to the on deck Stewardess walk in pantry and laundry facility. Here, there is an additional wine cooler with storage for 132 bottles. The dog house/laundry also has its own dedicated AC unit and lots of preparation and folding area for the Stew. **Port, Starboard**

Hall and Dog House Furnishings:

- Hall Flooring-Cream Kaduna and Pearlato Suevo marble
- Cabinetry- Gloss Walnut
- Washer-GE 3.1 cubic feet/front load
- Dryer-GE 5.7 cubic feet/front load
- Sub Zero Wine Cooler- 427G 132 bottles
- Dog House Flooring- 4" teak planks

Pilothouse

The pilothouse is a multi-functional, serious helm station with a Stidd chair for the Captain,

complete with a Captain's desk and extra space for filing correspondence. It is also an area the owners and guests can relax while traveling or socializing with a 270 degree view outside. **Pilot House Furnishings:**

- Helm Chair-Stidd-Ultraleather/Milkweed
- Sofas- J. Robert Scott-Myconos/Mica w/Ebony
- Handrails-Textillery- Barcelona 51 Ivory Leather on Stainless
- Throw Pillows- RM Coco-2010CB/Cork
- Throw pillows- RM Coco-WO83112/12
- Wall Upholstery- Majilite-Legend/Elegance cream
- Floor-4" Teak Planks

Lower Foyer and Stairs to Guest Staterooms

The stair descending to the guest area was designed to have an easy and open feeling. The entrance at the top of the stairs is open to the Starboard Hallway, and has a small balcony and open railing of art glass and stainless steel. As you approach the lower foyer, the stairs open up from 36" wide to 54" and the last few steps create a large semi-circle and grand entrance to the foyer. The stairs are perfectly centered on the mirrored console top with a thick 5" slab of Cream Kaduna surrounded by mirror. On top of the console is a fabulous sculpture that reflected in the mirror. The foyer floor is a beautiful composition of Marble with a contemporary design of stainless strips inlaid. All four corners of the foyer supply storage; linens, towels, refrigeration and beverages and cleaning supplies. **Lower Foyer and Stairs to Guest Staterooms**

Furnishings:

- Wall Upholstery- Majilite-Legend/Elegance/Cream
- Flooring- Kaduna Cream Marble with custom SS inlays
- Console- Gloss Walnut w/ Kaduna Cream Marble 4" frame around mirror
- Ceiling- Perimeter crown with large open semi-circle.
- Handrails- Textillery- Barcelona 51 Ivory Leather w/ SS
- Refrigerator- Uline 1175R

Master Stateroom

The master suite complements the main salon esthetics. The bed was designed to be center of attention. All the other components in the room frame the bed and amplify the luxurious surroundings; fabulous cabinetry details and craftsmanship. The headboard wall continues the dramatic design elements with 18" wide vertical panels of the Zebra placed horizontally 60" high over each nightstand. The center of the headboard wall is upholstered and ties into the detailed ceiling soffit that mimics the MS soffit and frames the bed. **Master Stateroom Fabrics and**

Furnishings:

- Wall Upholstery - Majilite-Legend/Elegance/Cream

- Flooring- Wool carpet
- Sconces- Fine Art 790050
- Bedspread and Shams-JF Fabrics/Champion
- Euro Shams- J Robert Scott/Cannon Plaid/Celadon
- Neck Roll- Kravet-Rufiji/Fieldstone
- Roman Shades- Kravet-9774-16 (Linen and silver Lurex)
- Lighting- Cantaluppi/ Satin Nickel

Master Bath Features: The master bath is a “His and Hers” layout with a center large shared shower. The vanities are both very large with sconces centered in pairs on each mirror for proper viewing. The heads are out board in each bath and have a unique privacy glass panel. The marble theme is repeated again in here of Pearlato Suevo and Cream Kaduna with Stainless inlays. There is abundant storage and plenty of lighting; natural and daylight. **Master Bath Furnishings:**

- Sconces- (4) Ashley21309
- Cabinets-Gloss Walnut
- Flooring- Cream Kaduna with Pearlato Suevo and SS inlays
- Vanity Top-Pearlato Suevo w/ 4” front edge
- Privacy Panel- Art Glass
- Shower- All marble with dual entrance and recessed bath items storage.

VIP Stateroom, Forward

The VIP is forward of the galley in the Bow with its own private entrance and stairway. It was designed to have all of the same storage and aesthetic details, but has an extra feature of being forward away from the other guests for more privacy. The stateroom has dual closets of 3’+ each, a large dresser with eight drawers, and lots of other storage. This room also has its own unique features on the headboard, which is a criss-cross design of horizontal and vertical zebra wood.

VIP Forward Stateroom Fabrics and Furnishings:

- Wall Upholstery -Majilite-Legend/Elegance/Cream
- Flooring-Wool carpet TBD
- Lamps-Cantaluppi/SN
- Bedspread-JF Fabrics-Bombay/93J4841
- Euro Shams-Beacon Hill/Flash Point/Silver Screen
- T.Pillows -Lee Jofa-Gp&GB-Fretwork/Teal
- Roman Shades- RM Coco Wilco/Linen
- Lighting-Cantaluppi/ Satin Nickel

VIP Forward Bath Features: The VIP bath is all marble Cream Kaduna with Emperador Dark features. The bath has a dual rectangular sinks and tons of storage. The vanity is uniquely designed to a combination of open storage and enclosed with lots of drawers. The floor is beautiful with an inset border of Dark Brown marble. Outboard, under the porthole is an

expansive counter top with additional storage and vanity space.

VIP Forward Bath Furnishings:

- Flooring-Cream Kaduna Marble with Emperador dark inlay
- Vanity Tops-Emperador Dark Marble
- Sconces- (2) Ginger 2881 SN
- Cabinets-Gloss Walnut
- Shower- Glass Frameless door with Emperador Dark footrest/seat

Port And Starboard Guest Staterooms

The Guest Stateroom's meet every need of your visiting guests or family. There are large TV's with Armoire style entertainment cabinets. Outboard, is a generous curved settee for lounging and next to it a very well-appointed 5' closet; complete with shoe racks, additional drawer space, and lots of hanging space. At first view, the bed is a delightful king size with beautiful details of upholstery and Zebra wood. The beds are also converted to twin beds easily and have complete walk around capability in either position. They also have wide lower drawers for all of the extra bedding so it does not take up space in the guest closet. **Port and Starboard Guest**

Staterooms Fabrics and Furnishings:

- Wall Upholstery -Majilite-Legend/Elegance/Cream
- Flooring-Wool carpet
- Lamps-Sonneman-Mitra/SN
- Bedspread-Maxwell-Neo/#4Stone
- T.Pillows -Starboard.-Rodolph/MMW/8350H
- T.Pillows-Port-Romo/Casca Hemp
- Roman Shades- Starboard-RM Coco-Live Dust
- Roman Shades- Port-Duralee-14225/Taupe
- Lighting-Cantaluppi/ Satin Nickel
- Guest Baths- Marble Floors and Vanities Cream Kaduna

Crew Lounge and Quarters

The crew area is aft and has an enclosed entrance from the port deck and an entrance from the stern. There is a crew settee and table area with a TV. Also, a small kitchen area with a cabinet storage, sink, and tall refrigerator. This area also has a washer/dryer for crew use. **Crew Staterooms:**

The captains' stateroom is truly a suite with a dresser, work station, 42" flat screen TV, large double door closet, queen bed with full walk around, and a hidden Pullman bunk for an extra crew during deliveries. The captain's suite also has a private bath. The other (2) crew staterooms have (2) twin bunks each and a private bath.

Crew Area Furnishings:

- Accommodations- (3) Staterooms, (3) baths, lounge area and kitchenette.
- Flooring-Teak
- Walls-Gloss Walnut
- Counter tops- Aurora Granite
- Washer/Dryer- GE 2700
- Refrigerator- GE GSCS3KGYSS
- Sink- Kohler/Compass

Aft Deck

The Aft Deck accommodates large groups for both relaxing or dining. The table seats fourteen for dining and the center section can be removed to create two cocktail tables for a more casual event. There is a 32" flat TV behind the professionally equipped bar with four contemporary square bar stools. The bar stools and the bar are upholstered in a pale mist tone Aqua Leather outlined by polished stainless steel. The bar top is a beautiful gloss teak and the floor is also teak; but was left natural.

Aft Deck Furnishings:

- Settee and Teak Chair cushions- Fabric Tent/Sail clothe/Shara
- Bar Stools- Spinneybeck Aqua Leather/Mist 606
- Bar Front- Spinneybeck Aqua Leather/Mist606
- Bar Top- Gloss Teak
- Aft Table- Gloss Teak 126" x 56"
- Throw Pillows- Delaney and Long- Tender/Mist
- Ice Maker- Uline- CLR 2160
- TV- 32" Aquios
- Stairs- Custom SS spiral stairs to Fly Bridge.
- Ceiling- 7'-9" Headroom

Flybridge

In the flybridge, the steering station is on the starboard side with a double bench. There is another double bench on the port side; both facing forward. This area was also designed with many of the same thoughts as the aft deck; large groups, dining or relaxing for fourteen, as well as a professional service bar with seating for six. Aft of the bar is a cooking station that has sixteen linear feet of preparation or buffet surface and under this is two Subzero refrigerator drawers, 30" ice cooler for beverages, electric grill, gas grill, a utility sink, and plentiful storage. The decking under cover is teak in its natural state. Across from the buffet area is a large spa tub with its own small bar with two bar stools facing the spa for intimate conversations. There is also a large sun pad with deep storage underneath it. Aft, are four lounge chairs with small side tables.

Fly Bridge Furnishings:

- Refrigeration-(3) Subzero drawers 700BR
- Ice maker-Uline CLR2160
- Wine Cooler-Uline 2175WC
- Freezer- (2) Edgestar-FP860
- Grill- TBD
- Cook Top-Elag BGR530426
- Spa Tub-Spa City Sunbelt/Apollo
- Flooring-Teak Natural
- Bar Stools-(8) Custom SS w/ Majilite Ovation/Cappuccino
- Helm Benches-Custom SS w/ Majilite Ovation/Cappuccino
- Settees-Fabric Tent-Dupion/Sand
- Throw Pillows-Bangladesh/Dune w/Samuel and Sons-Firewood trim
- Throw pillows-Great Outdoors-Aqua Velvet/Coco

Factory Installed Equipment

- 2" Deck fills for fuel and water
- 700 Gallon Stainless Steel Water Tank
- V-Shaped Keel w/ Longitudinal stringers
- Fiberglass hand laid hull & stringers vacuum bagged w/foam core reinforcement
- Stringers bonded to hull encapsulated in several layers of glass cloth & resin
- Deck & superstructure w/ foam cored reinforcement under fiberglass
- FRP Bulkheads
- Interior structural components bonded to hull including bulkheads and frames
- FRP Main Deck and floors
- Teak on main exterior decks
- FRP exterior Portholes
- Fiberglass swim platform
- All handrails, stanchions and fittings made of stainless steel 316 alloy
- Stainless steel cleats, chocks (8)
- S/S corner hawse pipe with rollers & cleats at Port & Stbd side of Aft Deck
- Stainless Steel frame hatch on fore deck w/ grey lexan cover
- Built in hand held shower on swim platform
- Upgrade to long 4" stainless steel shafts equivalent to Aquamet 22
- Zincs on shafts, rudders and transom as needed
- 5 Blade Faster bronze propellers
- Main bronze struts for 4" shaft
- One additional pair of bronze struts for supporting long 4" shaft
- FRP stern tube for 4" shafts
- Emergency tiller
- Stainless steel rudders
- Fiberglass engine beds, bonded to hull w/ load distributed on steel channels
- Double layer of sound and heat insulation in Engine room bulkhead fwd, aft & ceiling

- Additional insulation space as required for Main and Lower Deck Ceilings
- Add third layer of insulation to master bulkhead
- Easy access to all helm dashboard controls and gauges
- Remote windlass operation from Pilothouse and Flybridge
- Raycor 1000 FG fuel filter/water separator for each engine x 2
- Hydraulic Bow Thruster Model 16 60 HP upgraded
- Hydraulic steering by Hynautic, adaptable to auto-pilot
- Engine Alarm System for low pressure & high temperature supplied by CAT
- 24v lights and 110v power receptacles in engine room (4 each)
- Custom underwater engine exhaust w/idle by-pass
- Headhunter 200 GPD waste treatment system
- Fresh water filling faucet in Engine room
- VIMAR sockets and switches in all rooms
- 220v, 110v and 60Hz Electrical System
- Color coded wiring throughout
- Rule Sump Pumps (7) with float switches
- Y-Valve for dockside pump out from holding tank
- (8) 200 amp/hr batteries for engine & ship power
- (2) Separate 120 amp/hr battery for generator
- All batteries in FRP battery boxes
- Main electrical panel w/ separate AC Power control and circuit breaker panel
- 110 volt duplex receptacles located throughout vessel, including engine room
- Indirect rope lighting under valances in salon staterooms and galley
- Polished S/S Interior Door Hardware and Door Stops
- Satin Nickel Interior Drawer & Cabinet Pull Hardware
- Recessed Tray ceiling in salon
- Lights in closet on micro switches
- Cantaloupe 24v ceiling lights - Brushed Nickel
- Roman Shades in each stateroom, main salon & galley
- Bed on Hydraulic cylinder in Master and VIP
- Large Storage areas forward deck
- Boat panel indicator
- Granite counter top in galley
- Marble or Granite counter top in all bathrooms
- Full Walk-in Shower in master
- Black Textilene front window covers
- Flybridge vinyl seat covers
- Helm and Passenger seat on Flybridge
- Lexan hatch from aft deck to Flybridge deck
- Cat instruments at helm (Tach/Oil Pressure/Engine Temp/Trans Pressure/Hrs)
- City water inlets (2)
- TV / telephone inlet (2)
- Fresh water wash down (3) three locations - Bow / aft deck / flybridge
- 2 Coats Sea Hawk Bottom Paint

- Sea Chest
- White perforated insulation panels in Engine Room
- (3) Windshield wipers with blades and digital control panel

Interior Equipment

- Interior Walnut wood
- Majlite upholstery
- Leather Wrapped Hand Rail for Stairway to access VIP and other Guest Cabins from Main Deck
- (2) additional customized Stainless Steel Hand Rail with Leather wrapped in P/H
- Upgrade to Leather wrapped Hand Rail for Stairway to access P/H from Hallway
- Custom hardwood edge with recess throughout the vessel
- Custom crown molding throughout vessel
- Additional Decorator Pillows (51)
- Vimar Electrical switches w/ 21 Dimmer switches
- Cantalupi Matte Brushed Nickel Wall Lamps in VIP, Port & Stbd Guests
- Nutone CV450 Central Vacuum System w/ 8 outlets
- SanDam K-Pro insulation between VIP wall and Master Cabin
- (5) Safes in Cabin
- WDI sound proof floor in galley
- Under mount sinks for galley and on deck head
- (2) Custom Bar Stools in Galley
- Rev-A-Shelf Chrome blind corner pullout shelf with full extension in Galley
- Rev-A-Shelf white Recycling Bins/Center with heavy duty drawer slides and full Extension in Galley
- Headhunter (9) heads each
- Awl Grip finish in shower stalls (total 6)
- Marble Floor at entry of Salon from Aft Deck
- Marble Top Niches of Salon
- Marble counter Top of Port and Stbd side of Dining Table in Salon
- Marble Top of Fwd Console Top of Salon
- Marble Bar Top for Stbd Aft Bar in Salon
- Marzi Sink PD Undermount Bone Sink in Salon
- Grohe Allure 32128 000 Faucet in Salon
- Mirror ceiling in Day Head
- (1) Virgo Sintra Espresso Sink in Day Head
- (1) Graff Luna Satin Nickel Faucet in Day Head
- 7" Wide Marble on the wall behind Day Head Faucet
- (1) Graff Satin Nickel Towel Ring
- (1) Graff Satin Nickel Toilet Paper Holder
- (1) Grall satin Nickel Robe Hook
- Specialty Wall Covering in Day Head

- Marble Day Head Floor with Stainless Steel Inlays per Floor Design
- Custom angled shoe rack inside Master closet x 2
- Granite Top Nightstand in Master
- ¾" Platinum Vinyl Strips for Bed Head Board in Master Stateroom
- Marble Shower Seat in Master Shower
- Marble on Shower Walls & Floor in Master Head
- Specialty Stainless Steel Floor Inlay Ties on the Marble Floor of Master Bathroom
- (2) Textured Glass panels next to port & stbd side of toilet in Master Bathroom
- (3) Shelves in Niche with Sea Rail in Master Bathroom Shower
- (4) Ashley Lighting 21309 brushed Nickel Sconces in Master Bathroom
- Marble Night Stand top at VIP
- Marble shower and floors in fwd VIP
- Marble Bathroom and Shower Floor in VIP Bathroom
- Marble Shower Seat in VIP Shower
- Kohler Sink in VIP Bathroom
- Graff G-2301 Satin Nickel Sink Faucet in VIP Bathroom
- Grohe 27 010 3000 Brushed Nickel Shower System in VIP Shower
- Marble Night Stand Top at Port Guest
- Marble Shower Seat in Port Guest Bathroom Shower
- Marble Shower Floor in Port Guest Bathroom
- Marble Bathroom Floor in Port Guest Bathroom
- Sliding Mechanism to allow (2) Single Beds to slide for Port & Stbd Guest Cabins
- Marble Night Stand Top at Stbd Guest
- Marble Shower Seat in Stbd Guest Bathroom Shower
- Marble Shower Floor in Stbd Guest Bathroom
- Marble Bathroom Floor in Stbd Guest Bathroom
- Glass door for master shower, VIP and both guest cabins
- (1) Ginger 504L Soap Caddy in VIP, Port & Stbd Guest Shower
- (1) Ginger 505 Shampoo Caddy in VIP, Port & Stbd Guest Shower
- Graff G-2301 Satin Nickel Sink Faucet in VIP, Port & Stbd Guests and (2) Master Bathrooms
- (1) C.R. Laurence shower Door Handles in VIP, Port & Stbd Guest and
- (2) Master Bathroom Graff Satin Nickel Towel Bar in VIP x 3, Port Guest x 2, Stbd Guest x 2 and Master x 4 Bathroom
- (1) Equip Satin Nickel Toilet Paper Holder in VIP, Port and Stbd Guests and (2) Master Bathroom
- (1) Satin Nickel Robe Hook in VIP, Port & Stbd Guest and (2) Master Bathroom U-Channel Hardware for Shower Glass Walls in Marble of VIP, Port & Stbd Guest and Master Bathroom Shower
- (2) Ginger 2881 Satin Nickel Sconces in VIP Port & Guest Bathrooms
- Grohe Aquatower 3000 Shower System in Master, Port & Stbd Guest Showers
- Kohler Verticyl K-2882-96 sinks in Port & Stbd Guest bathrooms
- Drain cover in VIP, Master, Port & Stbd Guest
- Framed Mirror for dresser in Captain

- Kohler Ladena K-2214 Sink in Captain, Fwd, Crew Bathroom
- Granite Shower Seat in Captain Shower
- (4) fold down TV in Fwd. and Aft Crew Cabins
- Teak Panel Flooring in Captain and Crew Cabins and Lounge
- (6) S.S. Cantalupi Ragno Reading Lights in Captain, Fwd & Aft Crew
- Granite Shower Seat in Fwd. Crew Shower
- Kohler Compass K-2298-96 Sink in Aft Crew Bathroom
- Granite Shower Seat in Aft Crew Shower
- Marzi PD:48 100R Bisque Sink in Crew Lounge
- (1) Grohe 33153 S/S Sink Faucet in Crew Lounge
- Upgrade to Hi/Low Table with a cushion for putting cushion on table top and settee to be used as a bed
- Granite Crew Lounge counter top
- Marble Frame with Mitered corners for Lower Foyer
- Marble Foyer Floor with Stainless Steel Inlays
- Marble Hallway Floor Port & Stbd side per Hallway Flooring Design
- Three custom sliding doors in Port and Stbd. side hallway
- Headliner fabric is General Plastic Voyager Mystic off white 422773 with tricot foam backing-200 yards
- DANFORTH compass 5" in upper helm
- (1) Stidd Slimline Low Back Stainless Steel Helm Chair with Cupholder in Pilot House

Audio and Visual Equipment

- Shakespeare 2030 TV Antenna mounted @ Hard Top
- Shakespeare 2025 CP Controller mounted @ Pilot House
- Digital 500 Series 8Ft AM/FM Antenna
- Concord TV Distribution Board with AM/FM
- KVH 2011 Tracvision HD7 USA in M9 Dome
- KVH2011 Tracvision M9 Empty Dome
- Edson 6" Tower for KVH M9 x 2
- KVH HD7 Tuner Exp Kit
- Samsung UN60D8000 mounted @ Main Salon
- Motivated Design 65" PLSM/LCD Popup Lift Bot Mount
- Motivated Design Remote Kit Vimar Wall DC Relay
- Bose Lifestyle V35 White Flush mounted @ Main Salon
- Samsung BD-D6700 3D Blu-ray Player mounted @ Main Salon
- DirecTV HD DVR Reciever – Lease mounted @ Main Salon
- Tripplite HTR07-1U mounted @ Main Salon
- Middle Atlantic Sliding Rack Assembly mounted @ Main Salon
- Speakercraft Accufit CRS7 One mounted @ Dining Area and Salon x 2
- Bose SA-2 Stereo AMP 120V Black mounted @ Dining Area and Salon
- Bose RC-355 V Class Remote RF mounted @ Dining Area and Salon

- JL Audio M770 CCX Marine Speaker – White mounted @ Aft Deck x 2
- Bose SA-3 Lifestyle Stereo Amplifier mounted @ Aft Deck x 2
- Bose RC-355 V Class Remote RF mounted @ Aft Deck
- Speakercraft Accufit CRS7 One mounted @ Pilothouse x 2
- Bose SA-3 Lifestyle Stereo Amplifier mounted @ Pilothouse
- Bose RC-35S V Class Remote RF mounted @ Pilothouse
- Samsung 32" HD LED TV UN32D6000 mounted @ Galley
- Concord TV Mount mounted @ Galley
- DirecTV HD DVR Receiver – Lease mounted @ Galley
- Samsung BDC5500 Blu-ray Player mounted @ Galley
- Sonance FS-23 IPOD Dock mounted @ Galley
- Bose SA-3 Lifestyle Stereo Amplifier mounted @ Galley x 2
- Bose RC-35S V Class Remote RF mounted @ Galley
- Speakercraft Accufit CRS7 One mounted @ Galley x 4
- JL Audio M770 CCX Marine Speaker -White mounted @ Galley
- Bose SZ-3 Lifestyle Stereo Amplifier mounted @ Bow
- Bose RC-35S V Class Remote RF mounted @ Bow
- Fusion AM/FM/IPOD Stereo mounted @ Flybridge
- JL Audio M770 CCX marine Speaker –White mounted @ Flybridge x 4
- Fusion MS-WR600C Wired Remote-Chrome mounted @ Flybridge Helm & Bar x 2
- Fusion 500 Watts 4 Channels Marine mounted @ Flybridge
- Samsung 40" HD LED TV UN40D6400 mounted @ VIP
- Concord TV Mount mounted @ VIP
- Samsung BDC5500 Blu-ray Player mounted @ VIP
- DirecTV HD DVR Receiver – Lease mounted @ VIP
- Sonance FS-23 IPOD Dock mounted @ VIP
- Samsung 40" HD LED TV UN40D6400 mounted @ Port & Stbd Guest x 2
- Concord TV Mount mounted @ Port & Stbd Guest X 2
- DirecTV HD DSS Receiver – Lease mounted @ Port & Stbd Guest x 2
- Samsung BDC5500 Blu-ray Player mounted @ Port & Stbd Guest x 2
- Sonance FS-23 IPOD Dock mounted @ Port & Stbd Guest x 2
- Samsung 50" HD LED TV UN40D6400 mounted @ Master
- Concord TV Mount mounted @ Master
- Bose Lifestyle V35 White Flush mounted @ Master
- Samsung BDC550 Blu-ray Player mounted @ Master
- DirecTV HD DVR Receiver – Lease mounted @ Master
- Middle Atlantic Sliding Rack Assembly mounted @ Master
- Samsung 40" HD LED TV UN40D6400 mounted @ Captain
- Concord TV Mount mounted @ Captain
- DirecTV HD DSS Receiver – Lease mounted @ Captain
- Sonance FS-23 IPOD Dock mounted @ Captain
- Audiovox Drop Down 10' LCD DVD TV mounted @ Crew 1 and 2 x 4
- Xantech AV-61 mounted @ Crew 1 and 2 x 2
- DirecTV Basic DSS Receiver – Lease mounted @ Crew 1 and 2 x 2

- Samsung 32" HD LED TB UN32D6000 mounted @ Crew Lounge
- Concord TB Mount mounted @ Crew lounge
- Samsung BDC5500 Blu-ray Player mounted @ Crew Lounge
- Sonance FS-23 IPOD Dock mounted @ Crew Lounge

Appliances

- U-Line CLR2160 Black Ice Maker in Main Salon
- Dometic CR-1110U/F Fridge in Lower Foyer
- Sub-Zero BI-42 S/S Refrigerator in Galley
- (2) Sub-Zero 700BR White Refrigerator Drawers in Galley
- U-Line CLR2160 S/S Ice Maker in Galley
- GE Profile PP975BMBB Black Cook top & GE Profile PT916SMSS S/S Oven in Galley
- GE Profile JV930SCBR S/S Hood in Galley
- GE Profile PVM1870SMSS S/S Microwave in Galley
- GE Profile GDWT160RSS S/S Dishwasher in Galley
- GE Profile GCG1580RSS S/S Trash Compactor in Galley
- (3) GE Profile GFC720F Satin Nickel Disposals in Galley
- (3) Incinerator Sink Top Switch Satin Nickel Disposal Switches in Galley
- Franke KBX120-43 S/S Sink in Galley
- (2) Blanco 157-140 ST S/S Hand Spray Faucets in Galley
- Incinerator F-HC1100 Satin Nickel Instant Hot Dual Temp. Faucet in Galley
- Incinerator SST-FLTR S/S Instant Hot Tank & Filter in Galley
- Franke GNX-110-16 S/S Island Sink in Galley
- Grohe LadyLux PRO31042 SDO Satin Nickel Pot Filler in Galley
- Grohe Atrio 20 074 AVO Satin Nickel Island Faucet in Galley
- GE WSXH208HWW White 120V/60HZ Washer in Doghouse
- GE DSXH43EFWW White 120V/60HZ Dryer in Doghouse
- Sub-Zero 427G Classic Stainless Wine Cooler in Doghouse
- GE Profile PSIC5RGXBV Black Fridge in Crew Lounge
- Panasonic NN-SD3773 S/S Microwave in Crew Lounge
- GE WSM2700DWW White Washer/Dryer in Crew Lounge
- SUB-ZERO UC-15I W/O Drain Pump Overlay Panel-FRP Ice Maker on Aft Deck
- U-Line 2175WC Wine Cooler on Flybridge
- (2) Sub-Zero 700BR White FRP Face Fridge by Hot Tub on Flybridge
- SUB-ZERO 700BR White FRP Face 115V AC/60HZ Fridge Drawers behind Bar in F/B
- SUB-ZERO UC-15I W/O Drain Pump Overlay Panel-FRP 115V AC/60HZ Ice Maker in F/B
- U-Line CLR2160 Black 115V AC/60HZ Ice Maker in Flybridge
- Fire Magic 3C-S1S1P-A deluxe S/S Gas BBQ Grill in Flybridge
- Edgestar FP800 Grey 115V AC/60HZ Freezer in Flybridge

Electronics

- KEP Marine KEP-L 19 Sunlight Readable mounted @ Pilot House x 6
- Furuno NAV 3D BB MFD Processor mounted @ Pilot House
- Furuno NAV 3D 12KW 72N.M. 6' Array mounted @ Hard Top
- Furuno BBWGPS WASS GPS Antenna mounted @ Hard Top
- Furuno NAV3D BB MFD Processor mounted @ Pilot House
- Furuno NAV 3D 4KW, 48N.M. 3.5 Array mounted @ Radar Arch
- Furuno BBWGPS WASS GPS Antenna mounted @ Hard Top
- Furuno FA 150 AIS System
- Digital 500 Series 4' Marine AIS
- Concord Computer Tower Empty mounted @ Pilot House
- Nauticomp Mouse, Panel MNT mounted @ Pilot House
- Concord RF Keyboard/Mouse Logitech mounted @ Pilot House
- Furuno GP 33 WAAS Color GPS mounted @ Pilot House
- Furuno RD323 NMEA Repeater Color mounted @ Lower Helm x 2
- Furuno 235-MSLF 235KHZ Smart Sensor mounted fwd @ Hull
- Furuno FI50 Wind Display and Sensor mounted @ Lower Helm
- Furuno PB 200 Weather Sensor mounted @ Hard Top
- Furuno NMEA2000 Terminator Micro MA x 2
- Concord 24 to 12 VDC 5 AMP PS
- Furuno Navpilot 700 mounted @ Lower Helm
- Furuno PG 500R Heading Sensor
- Furuno Navpilot HRP 17-24 Pumpset mounted @ Engine Room
- Furuno FM 4000 VHF 25 Watt mounted @ Lower Helm
- Furuno FM 4000 Mic mounted @ Lower Helm
- Newmar Hailer Horn 60/40 mounted @ Hard Top
- Digital 500 Series 16' VHF Antenna mounted @ Hard Top
- KEP Marine KEPL-15 Sunlight mounted @ Upper Helm
- Furuno NAV 3D 12" MFD Display
- Furuno NAV 3D BB Control Keyboard mounted @ Upper Helm x 2 for MFDBB 1-2
- Nauticomp Mouse, Panel Mnt. Mounted @ Upper Helm – Control NAV Computer
- Furuno RD33 NMEA Repeater Color mounted @ Upper Helm – Depth Speed & Temp
- Furuno RD33 NMEA Repeater Color mounted @ Upper Helm – Depth only
- Furuno NAVPILOT 700 2nd Station mounted @ Upper Helm
- Furuno FM 4000 VHF 25 Watt mounted @ Upper Helm
- Furuno FM 4000 Remote Mic 2nd Station mounted @ Upper Helm
- Digital 500 Series 16' VHF Antenna mounted @ Flybridge
- Newmar hailer Horn 60/40 mounted @ Flybridge
- Newmar 32-12-50 DC-DC Converter
- Sea See DND – 60 Wide White Ball Cam Re mounted @ Aft Deck x 2
- Sea See DND – 60 Wide White Ball Cam mounted @ Engine Room x 2
- Sea See Quad Switcher and Keyboard mounted @ Lower Helm
- Sea See Keypad for Quad Switcher mounted @ Upper Helm
- Sea See Video AMP 1 x 4
- Concord 110AC 12VDC 10 AMP

- Extron 8 Input 8 Output Switcher
- Concord DC-AC Pure Sine Wave Inverter
- ACR RCL 100D 24VDC Spotlight x 2

Exterior Equipment

- Custom Aft deck seating
- (1) 440" TV forward of Wet Bar at Aft Deck
- Aft Deck Custom Wet Bar granite top
- Aft Deck Wet Bar upholstered with Aqua Leather and Stainless Steel Band & Cuff
- (4) Custom S/S Stools for Aft Deck Bar
- Scandvik 10242 S/S Sink at Aft Deck
- (1) Scandvik 70130 Polished Chrome Sink Faucet in Aft Deck Bar
- Aft Deck Teak table with (2) Aritex Hi/Low Electric angled table bases with slides
- Franke GNX-110-16 S/S Sink in Flybridge Bar
- S/S 10" Sink in Flybridge
- Scandvik 70103 Polished Chrome Sink Faucet in Flybridge
- Scandvik 10242 S/S Sink for Fwd Bar in Flybridge
- Extra 2 3/8 " oval stainless hull banding w/solid wood insert and 4" offset
- Wet bar on Flybridge w/ 6 Stainless Steel bar stools
- Flybridge Bar with (2) Bar Stools (at Hot Tub)
- (1) Aft Flybridge Table with Teak Top and Aritex Hi/Low Electric angled table base for curved seating next to hot tub
- Gloss Teak Bar top for Flybridge Bar and Bar top of Hot Tub
- (2) Aritex Hi/Low Electric angled table bases with slides for Flybridge Table
- (1) Aritex Hi/Low electric angled table bases for aft Flybridge table
- Removable Teak Table top in between seats at Aft Deck and Flybridge
- Upgraded Flybridge, Aft Deck and Bathing Platform Teak Deck to 3" wide Teak Plank in place of standard
- Locker for boarding ladder
- Automatic/Manual Aft Deck door with stainless steel frame and tinted glass
- (4) Wicker Deck Chairs
- Five (5) 2" U-Shaped Hand Rails on Swim Platform
- Kahlenberg D-OA Air Horn
- Non-Skid and enclosed FRP box w/seat for storage on bow
- Re-enforce for davit & installing stand pipe
- Quartz flood lights (2)
- Custom Flybridge cabinet Stbd side for grill and appliances
- Bow deck lights, waterproof x 8
- Stainless steel Hargrave 16" Logo x 2
- Stainless steel Engine Room door
- One (1) navigation seat on Flybridge deck
- Freeman watertight access hatch 30" x 30" to swimming platform

- 13 x Custom Open able Fiberglass portholes 24" x 12"
- Stainless steel railing as foot rest for post and stbd. Navigation seat on boat deck
- (50) Cantalupi Diana 105 S/S exterior lights
- Aft deck and flybridge deck hand rail to Staple 2" S/S exterior hand rails
- Hard Top
- Custom hot tub box with custom FRP storage box with hinged lift-up panel, sun pad on top and FRP seating on Boat Deck
- Hot Tub with access steps, safety rail, integrated seat, access hatch to space below for storage, covers and cushions for use on this area
- Custom stairway for accessing flybridge from aft deck with storage
- Custom pillar at sidewalk ways
- Custom flybridge helm console
- Maxwell VC3500 capstan x 2 at Aft Deck, one on each side
- (2) FRP recessed Lift Ring Holders for Life Rings

Mechanical Equipment

- 15 ton Chilled Water Cruisair A/C System with controls and Smart Start (5 x 3 ton units)
- Plumbing unions for supply and return on A/C raw water pump quick connect or easy junction box access for A/C raw water pump
- (2) 44 Kw CAT w/sound shield water drop exhaust
- (4) 100 amp Dolphin / Sentry AC/DC light transformer
- Watertight bulkheads in engine room
- Naiad Stabilizers Model 525-2.50 Roll Stabilizer System with (2) 22 sq.ft. fins & DATUM controllers with Naiad Box Hull faring part
- (2) Orderfer fuel transfer pump 990RHN76
- Reverso GP706-24 Oil Change pump for engines and generators
- Security main switch on a/c power
- Double Racor filters for engines
- Provide wiring and plumbing for Watermaker (1)
- Two Glendenning 100 amp cable master in Port/Starboard side of the transom w/ 125' cord
- Glendenning Controls with fix controls head for upper and lower helm station plus remote at aft deck and boat deck
- (3) Watertight doors
- Jabsco emergency crash clutch pump 18330-0000 with 4 pick up Mufflers for Main Engine by-pass
- (2) 80 Gallon Water Heaters
- In-Line Recirculation "Hot Water" pump
- Sentry Battery Chargers-1x100 Amp 24V-1x30Amp 24V-1x30 Amp 12V
- Delta - T Engine Room Filters & Fans
- Custom FRP air intake vent box with clean open finish; No stainless steel grill will be mounted against the hull side
- Tide Seal Dripless Rudders

- Tide Seal Dripless shaft logs
- Fill-Rite 901-1.5" Flow Meter for fuel transfer pump
- Sea-Fire automatic fire extinguisher system
- Sea-Fire Detection and Monitoring System with (10) Sensors
- Upgrade to anchor pocket system with dual Maxwell VWC4500 hydraulic windlass, (2) 250 lbs anchor and (2) 300 FT of high tensile chain
- Safety rails around twin engines
- Total fuel capacity 8,000 US Gallons to allow Fuel Fill from both sides of the vessel with overfill reservoir in recessed locker
- Move CAT Gauges from side of engine to top-mount of engine Stairway to access engine room from aft port water tight door
- (6) Custom Stainless Steel 30" x 15" Vertical Portlights To insert (12) custom size 6" x 48" Freeing Ports
- (1) additional Headhunter M5-115AC Mach 5 Pump plus 1" line to hot tub under Crew Lounge
- Single Masthead Light on hard Top, shall display that light forward of amidships base
- Generator 1400 hours

Исключения

При продаже яхты исключаются личные вещи владельца.


Отказ от ответственности


Компания предоставляет описание судна или яхты добросовестно, но не может гарантировать точность этой информации, а также не ручается за техническое состояние. Покупатель должен проинструктировать своих агентов или оценщиков исследовать представленную информацию более подробно, по собственному желанию. Продажа судна или яхты, изменение цены или снятие с продажи будет происходить без предварительного уведомления.

ФОТОГРАФИИ





















КОНТАКТЫ

Андрей Шестаков (Andrey Shestakov) – ведущий яхтенный брокер отдела продаж яхт и судов компании Shestakov Yacht Sales Inc. Официальный представитель Shestakov Yacht Sales Inc. для русскоговорящих клиентов в центральном офисе компании в Майами/Форт Лодердейл/Флорида/США.

Контактная информация

Email:
andrey@shestakovyachtsales.com

Web: **shestakovyachtsales.com**

Телефоны

Краснодарский край: **+7(918)465-66-44**

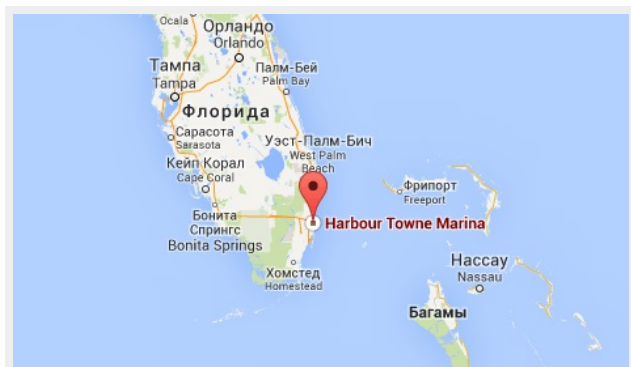
США, Майами, Флорида: **+1(954)274-4435**

Время работы

Понедельник – Суббота: **9:00 - 21:00**
EDT

Воскресенье: **Закрито**

Адрес



Harbour Towne Marina, 850 NE 3rd St,
STE 213, Dania, FL 33004