

## MY NINA TOO — SEA RAY



**Builder:** SEA RAY

**LOA:** 44' 0" (13.41m)

**Year Built:** 2009

**Beam:** 14' 3" (4.34m)

**Model:** Sport Fisherman

**Price:** PRICE ON APPLICATION

**Location:** United States

Our experienced yacht broker, Andrey Shestakov, will help you choose and buy a yacht that best suits your needs **My Nina Too — SEA RAY** from **our catalogue**. Presently, at **Shestakov Yacht Sales Inc.**, we have a wide variety of yachts available on **our sale's list**. We also work in close contact with all the big **yacht manufacturers** from all over the world.

If you would like to buy a yacht **My Nina Too — SEA RAY** or would like help answering any questions concerning purchasing, selling or chartering a yacht, please call **+1(954)274-4435**

---

# TABLE OF CONTENTS

---

TABLE OF CONTENTS	2
SPECIFICATIONS	6
Overview	6
Basic Information	6
Dimensions	6
Accommodations	6
Hull and Deck Information	6
Engine Information	7
DETAILED INFORMATION	8
Key Features	8
Salon	8
Galley	8
Dinette	9
Cabin Features	9
Forward Stateroom	9
Forward Head	10
Port Stateroom	10
Guest Head Port	10
Flybridge	11
Electronics & Navigational Equipment	11
Control Station	11
Cockpit Features	12
Electrical System	12
Hull & Deck Features	13
Engine Room & Mechanical Equipment	13
Fuel System	14
Underwater Equipment	14
Water & Waste Systems	14

Windlass System	14
Exclusions	15
Disclaimer	15
PHOTOS	16
Salon	16
Companionway	16
Salon	16
Salon/Galley Starboard	16
Salon/Galley Port	16
Salon Hi-Low Table	16
Salon	16
Salon	16
Galley	17
Galley	17
Galley	17
Galley	17
Laundry Access	17
Laundry Center	17
Master Stateroom	17
Master Head	17
Guest Stateroom	18
Guest Head	18
Guest Head Shower	18
Helm Chair	18
Helm Chair	18
Helm	18
Helm Electronics	18
Helm Electronics	18
Helm Electronics	19

---

Helm Electronics	19
Helm Raymarine Electronics	19
Helm Controls	19
Yacht Controller-Controls	19
Bridge Seating	19
Bridge Seating	19
Aft Seating	19
Deck Storage	20
Salon Entrance	20
Aft Deck	20
Bridge Enclosure	20
Engine Room	20
Engine Room	20
Engine Room	20
Engine Room	20
Engine Room	21
Engine Room	21
Aft	21
Starboard	21
Foredeck	21
Foredeck	21
My Nina Too	21
Enclosure	21
Bow	22
Custom Shade	22
Hydraulic Swim Platform	22
Hydraulic Swim Platform	22
Hydraulic Swim Platform	22
Custom Canvas	22

---

CONTACTS	23
Contact details	23
Telephones	23
Office hours	23
Address	23

---

# SPECIFICATIONS

---

## Overview

---

My Nina Too is the newest 44 Sedan Bridge to hit the market and is the only 2009 model available and she is priced to sell. This Sea Ray has been very well cared for and maintained by her owner. She has all the extras including underwater lights, yacht controller, recently bottom painted, captained maintained all with an open check book. All records are available through Yacht Concierge professional cleaning and maintenance service. No cost has been spared making this truly an outstanding opportunity to own what is clearly the nicest 44 Sedan bridge currently in the market. She is available for immediate showing!

## Basic Information

---

**Category:** Sport Fisherman

**Sub Category:** Sedan

**Model Year:** 2009

**Year Built:** 2009

**Country:** United States

## Dimensions

---

**LOA:** 44' 0" (13.41m)

**Beam:** 14' 3" (4.34m)

## Accommodations

---

**Total Cabins:** 2

**Total Berths:** 3

**Total Heads:** 2

## Hull and Deck Information

---

**Hull Material:** Fiberglass

---

## Engine Information

---

**Engines:** 2

**Manufacturer:** Cummins

**Model:** QSC 500

**Engine Type:** Inboard

**Fuel Type:** Diesel

---

# DETAILED INFORMATION

---

## Key Features

---

- Dark cherry finish
- Wood flooring in galley & dinette
- Custom built salon table
- Sofa with pull out bed
- Beam central vacuum system
- Washer/dryer combo
- Macerator with Seacock interlock system
- Generator sound box
- Fiberglass hardtop
- Full glass enclosure New 2015
- Bridge sunpad filler cushion
- Aft bench seating with storage below
- Cockpit Refrigerator New 2015
- (2) Rod holders
- Yacht Flag & Flag Pole
- Raymarine E120 Chart Plotter/Radar
- Raymarine Autopilot - ST 8002
- Bow & stern thrusters
- (4) Rocket launchers -Upgrade

## Salon

---

- Entertainment Center: Gaming System Port, iPod Interface w/Docking Station, MP3 Port w/12V Outlet, Stereo, Sony® 12V AM/FM Single CD, Satellite Receiver w/Antenna, CD Changer, Amplifier, Subwoofer, Speakers (6), independently controlled & Speaker Selector Switch, Storage Cabinet
- 19" Flatscreen LCD TV with remote DVD Player
- Ultraleather loveseat seating to starboard
- Ultraleather sofa to port
- Storage cabinets – port & starboard

## Galley

---

- Coffeemaker
- Solid Surface: countertop
- Sink with Single lever Grohe faucet & sink cover
- Maple wood flooring



- Stainless Steel handrails
- Microwave/Convection Oven with stainless steel front - 120V
- 12V Power vent with stainless steel frill
- Refrigerator/Freezer with Stainless-Steel Front - Dual Voltage
- Drawers with cutlery
- Pantry storage
- Upper & Lower storage with designated plate & glass storage
- Utility Area storage
- Two-Burner recessed stovetop with solid-surface cover - 120V
- Trash Receptacle

---

## Dinette

- Wood flooring
- Stainless Steel Handrail,
- L-Shaped Ultraleather seating with storage below
- Dinette table with high gloss wood surface & swiveling base

---

## Cabin Features

- Wood blinds
- Carbon Monoxide Monitors
- Carpet: Masland® 55-Ounce 100% Stainmaster BCF Nylon w/Dupont® Advanced Teflon Repel System
- Carpet Runners, Interior: Sunbrella®
- Stainless Steel Handrails
- 12V Indirect Lighting
- 12V Xenon Lighting
- Outlet & Switch Plates: Chrome Finish
- 120V GFI Protected Outlets
- 12V Accessory Outlets
- Accent pillows
- In-Floor Storage
- Wood Interior Finish (High Gloss)

---

## Forward Stateroom

- Full-Size island style berth with Innerpsring Mattress, Pillows, Sheets, Coordinated Spread & Drawer Storage Below
- Privacy door with full-length mirror
- (2) Cedar-lined hanging lockers with lights & shelves

- Mirrored Rope Locker Bulkhead
- Gunwale storage cabinets
- Side shelf storage
- 15" Flat screen TV with DVD Player

---

## Forward Head

---

- Bathroom Tissue Holder
- Privacy door
- Access from forward stateroom
- Stainless steel handrails
- VacuFlush Head
- 12V Power vent
- Robe hook
- Shower with seat, Adjustable Grohe® Shower Wand & Acrylic Bi-Fold Door
- Circular skylight
- Mirrored medicine cabinet with storage
- Vanity with solid-surface countertop
- Sink with Grohe Faucet & storage below

---

## Port Stateroom

---

- (2) Twin beds with mattresses, Pillows, sheets & coordinated spread with filler
- Cushions to Convert into king-size bed with storage below
- Privacy door with full-length mirror
- Cedar-lined hanging locker with light
- Wall Accent mirror
- Built-In nightstand with countertop
- Circular skylight

---

## Guest Head Port

---

- Bathroom Tissue Holder
- Privacy door
- Access from salon
- Stainless Steel handrails
- VacuFlush Head,
- 12V Power Vent
- Robe Hook
- Shower with seat, Adjustable Grohe Shower Wand & Acrylic Bi-Fold Door
- Circular skylight

- Mirrored medicine cabinet with storage
- Towel storage cabinet
- Vanity: w/Solid-Surface Countertop, Sink, Grohe® Faucet & Storage Below

---

## Flybridge

---

- (7) Beverage holders
- Clarion speakers
- Control station: (Located Center/Forward)
- 316 Stainless steel handrails
- Bridge access hatch
- Indirect lighting
- 120V GFI Protected outlet
- 12V Accessory outlet
- Seating, Helm (2): w/Flip-Up Thigh-Rise Bolsters, Armrests & Heavy-Duty Pedestals w/Slides, Swivels & Pneumatic Vertical Adjustments
- U-Shaped seating with storage below - Aft
- Fiberglass cabinet storage
- Fiberglass bridge table

---

## Electronics & Navigational Equipment

---

- Electronics Circuit, 12V/50 Amp
- VHF Radio, Raymarine®
- SAT TV
- SAT Radio
- Yacht controller
- Camaras are located in Salon- engine-Aft deck
- Raymarine dual screens
- Raymarine Auto pilot
- Smart Craft Digital readout

---

## Control Station

---

- Alarms, High Water: Bilge & Cabin
- Compass
- Emergency Start System: Engines
- Gel-Coated Dash: Nickel
- Single trumpet air horn
- High-Gloss Instrument Panel:
- Hydraulic Power Steeringwith tilt wheel

- Shift & Throttle Controls: Electronic (Cummins ETS)
- SmartCraft® VesseView Display: Propulsion: Engine Hour Meters, Engine Status, Performance and Fuel, Peak Performance, Boost Pressure (Optional), Troll Control, Cruise Control; Vessel: Vessel Status, Tank Status, Steering Position, Generator Data; Environment and Navigation: GPS Interface, Depth and Water Temperature, Depth Alerts, Trip Log Information, Fuel to Waypoint Data, Navigation Data
- Active Alarms/Details
- Alarm History/Details
- SmartCraft® Diagnostics: Instrumentation, Custom Sea Ray® SmartCraft w/Low-Glare Blue Night Lightning & Chrome Bezels; 4-in-1 Multigauges (2) (Includes: Fuel Level, Oil Pressure, Voltmeter & Water Temperature)
- (2) Tachometers
- High Gloss Switch Panel, backlit
- Illuminated Switches- Weatherproof Rockers & Electronic Dimmer Control

---

## Cockpit Features

---

- (4) Beverage holders
- Snap-In carpet liner
- Cabin entry door (Sliding & Lockable) with screen
- Transom door
- Fiberglass self-bailing floor liner
- 316 Stainless steel handrails,
- Engine service hatch gas-assisted
- 120V Icemaker
- Indirect lighting
- 120V GFI Protected Outlet
- Molded-In boarding steps
- Side panel storage

---

## Electrical System

---

- (4) Batteries with trays
- Battery Charger/Converter, 120V/50 Amp/12V
- Battery Switches: 2-Way Solenoid Activated (MDP & Bilge)
- Enclosure, Weatherproof Main Solenoid Disconnect: w/Composite Enclosure
- Panel DC Circuit Breaker - Remote
- DC Main Breaker panel
- AC Main distribution panel
- DC Main distribution panel
- Shore Power, Cablemaster: (Glendinning) 240V/50 Amp w/75' Cord & Wireless

Remote (Not Available w/220V/50 Cycle Shore Power)

- Transformer, Shore Power Isolation: 240V/50 Amp
- Color-Coded wiring with chafe protection

## Hull & Deck Features

---

- Bottom paint - June 2015
- 316 Stainless Steel Bow Rail: with welded stanchions, Intermediate Rails & Life Lines
- (8): Thru-Bolted Stainless Steel Custom Cleats
- Stainless steel deck fill plates
- 316 Stainless steel deck rails
- Arctic white gel coat
- Striping graphics
- 316 Stainless Steel Handrails
- Deck Vent Hatch,: Translucent with locks & sky screen cover (Trapezoid)
- Navigation Lights
- Resin, High-Performance Vinylester
- Rub Rail, PVC: w/Stainless Steel Insert
- Transom wall storage
- Fiberglass stringer system
- Integral swim platform with concealed stainless steel three-step swim ladder with integral grab handle
- Stainless steel thru-hull fittings
- Molded fiberglass toe rail
- Vent System, Engine Room: Integral
- Windshield, Bridge Venturi: (Aluminum-Framed)
- Windshield, Tempered/Tinted Curved Glass: (Bonded-In)
- Underwater Lights

## Engine Room & Mechanical Equipment

---

- (2) 12V Automatic High-Water ; (1) Bilge, (1) Cabin
- (3) 12V Automatic Bilge Pumps
- (2) 12V Bilge Blowers
- Exhaust, Underwater: Patented
- Fire Suppression System: Automatic w/Manual Pull
- Gel-Coated Engine Room
- 2" Engine room insulation with loaded vinyl barrier
- Removable stainless steel ladder
- 12V Lighting
- Oil Changer System: Engines & Generator

- Custom Integral Vent System
- Zone-Controlled Reverse-Cycle System: (32,000 BTU)

---

## Fuel System

---

- Crossover Fuel System: Generator Only
- Fuel Filters: Remote (Racor)
- Fuel Lines (USCG - Type A-1)
- Fuel Tanks, Aluminum: w/Ultrasonic Sending Units and Manual Shut-off Valves

---

## Underwater Equipment

---

- Bonding System with Zinc Hull Plate
- (2) 2 1/2" Stainless steel propeller shafts - Aquamet 22
- Propellers, Nibral 4-Blade Cup
- Rudders, Manganese-Bronze: w/Stainless Steel Posts
- Seacocks: on all Underwater Fittings
- Seawater Strainers
- Shaft Logs, Dripless: w/Extra Seal Carrier Kit
- Struts, Manganese-Bronze
- Hydraulic trim tabs

---

## Water & Waste Systems

---

- Head System, VacuFlush®
- Holding Tank: w/Dockside Pump-Out
- Holding Tank Level Indicators: MDP & Heads
- Sump Box: w/Pump - Automatic
- Freshwater Washdown Spigots with hoses; Transom, Engine Room and Anchor Locker
- Manifold System with shutoff Valves
- Pressure Water System with 12V Pump & Charcoal Filtration System
- Single level hot & cold cockpit shower with stainless steel door, braided hose, and ergonomic shower wand
- 11-Gallon Water Heater, 120V
- Dockside water inlet

---

## Windlass System

---

- Stainless Steel Anchor Chute:

- Anchor Rope/Chain Storage with (2) gas assisted hatches
- Anchor Washdown Spigot with hose
- Galvanized anchor
- Windlass rope/chain with foot switches

## Exclusions

---

Owner's personal belongings.

## Disclaimer


---

The Company offers the details of this vessel or yacht in good faith but cannot guarantee or warrant the accuracy of this information nor warrant the condition of the vessel. A buyer should instruct his representatives, agents, or his surveyors, to investigate such details as the buyer desires validated. This vessel or yacht is offered subject to prior sale, price change, or withdrawal without notice.

# PHOTOS

---


**Salon**



**Companionway**



**Salon**



**Salon/Galley Starboard**




**Salon/Galley Port**



**Salon Hi-Low Table**



**Salon**



**Salon**





**Galley**



**Galley**



**Galley**



**Galley**



**Laundry Access**



**Laundry Center**



**Master Stateroom**



**Master Head**




**Guest Stateroom**



**Guest Head**




**Guest Head Shower**



**Helm Chair**




**Helm Chair**



**Helm**



**Helm Electronics**



**Helm Electronics**



**Helm Electronics**



**Helm Electronics**



**Helm Raymarine Electronics**



**Helm Controls**



**Yacht Controller-Controls**



**Bridge Seating**



**Bridge Seating**



**Aft Seating**



**Deck Storage**



**Salon Entrance**



**Aft Deck**



**Bridge Enclosure**



**Engine Room**



**Engine Room**



**Engine Room**



**Engine Room**



**Engine Room**



**Engine Room**



**Aft**



**Starboard**




**Foredeck**




**Foredeck**



**My Nina Too**



**Enclosure**



**Bow**



**Custom Shade**



**Hydraulic Swim Platform**



**Hydraulic Swim Platform**



**Hydraulic Swim Platform**



**Custom Canvas**



# CONTACTS

---

Andrey Shestakov, leading yacht broker of the sales department of Shestakov Yacht Sales Inc. Shestakov Yacht Sales Inc., the official representative of the Miami/Fort Lauderdale FL headquarters.

## Contact details

---

Email: **andrey@shestakovyachtsales.com**

Web: [shestakovyachtsales.com/en/](https://shestakovyachtsales.com/en/)

## Telephones

---

USA: **+1(954)274-4435**

## Office hours

---

Monday – Saturday: **9:00 - 21:00** EDT

Sunday: **closed**

## Address

---



Harbour Towne Marina, 850 NE 3rd St, STE 213, Dania, FL 33004