

WISHES GRANTED — ELLING



Builder: ELLING

Year Built: 2012

Model: Trawler

Price: PRICE ON APPLICATION

Location: United States

LOA: 49' 0" (14.94m)

Beam: 14' 0" (4.27m)

Cruise Speed: 8 Kts. (9 MPH)

Max Speed: 17 Kts. (20 MPH)

Our experienced yacht broker, Andrey Shestakov, will help you choose and buy a yacht that best suits your needs **Wishes Granted — ELLING** from our catalogue. Presently, at **Shestakov Yacht Sales Inc.**, we have a wide variety of yachts available on our sale's list. We also work in close contact with all the big **yacht manufacturers** from all over the world.

If you would like to buy a yacht **Wishes Granted — ELLING** or would like help answering any questions concerning purchasing, selling or chartering a yacht, please call **+1(954)274-4435**

TABLE OF CONTENTS

| | |
|------------------------------|----|
| TABLE OF CONTENTS | 2 |
| SPECIFICATIONS | 4 |
| Basic Information | 4 |
| Dimensions | 4 |
| Speed, Capacities and Weight | 4 |
| Accommodations | 4 |
| Hull and Deck Information | 4 |
| Engine Information | 5 |
| DETAILED INFORMATION | 6 |
| Walkthrough | 6 |
| General Features | 7 |
| Interior Features | 7 |
| Aft Deck | 7 |
| Electronics & A/V Equipment | 8 |
| Deck & Hull Equipment | 8 |
| Upgrades, 2015 | 8 |
| Exclusions | 8 |
| Disclaimer | 8 |
| PHOTOS | 10 |
| Aft Deck | 10 |
| Aft Deck | 10 |
| Aft Deck | 10 |
| Salon Seating | 10 |
| Salon Seating | 10 |
| Salon Dining | 10 |
| Galley | 10 |
| Galley | 10 |
| Master Stateroom | 11 |

| | |
|-------------------|----|
| Master Stateroom | 11 |
| Master Bath | 11 |
| Master Shower | 11 |
| Forward Stateroom | 11 |
| Guest Stateroom | 11 |
| Guest Bath | 11 |
| Bow Thruster | 11 |
| Pilothouse | 12 |
| Helm | 12 |
| Helm | 12 |
| Bow | 12 |
| Radar | 12 |
| Engine | 12 |
| Tender | 12 |
| Tender | 12 |
| Wishes Granted | 13 |
| CONTACTS | 14 |
| Contact details | 14 |
| Telephones | 14 |
| Office hours | 14 |
| Address | 14 |

SPECIFICATIONS

Basic Information

Category: Trawler

Sub Category: Long Range Cruiser

Model Year: 2012

Year Built: 2012

Country: United States

Vessel Top: Hardtop

Dimensions

LOA: 49' 0" (14.94m)

Beam: 14' 0" (4.27m)

Speed, Capacities and Weight

Cruise Speed: 8 Kts. (9 MPH)

Cruise Speed RPM: 1600 Kts.

Max Speed: 17 Kts. (20 MPH)

Max Speed RPM: 3400 Kts.

Water Capacity: 230 Gallons

Holding Tank: 40 Gallons

Fuel Capacity: 400 Gallons

Accommodations

Total Cabins: 3

Sleeps: 6

Total Heads: 2

Hull and Deck Information

Hull Material: Composite

Exterior Designer: Neptune Marine

Engine Information

Engines: 1

Manufacturer: Volvo Penta

Model: Penta D6

Engine Type: Inboard

Fuel Type: Diesel

DETAILED INFORMATION

Walkthrough

Not only does the ambiance transition from informal to formal, but the interior purview is one of spaciousness further heightened by the 6'3" headroom. The high gloss cherry veneers with ultra-varnished trim offer a richness that is intensified by the capaciousness. Exceptional cabinetry and quality workmanship display the Dutch pedigree. A large curved settee with ergonomically designed seating to starboard offers full dining at the beautifully lacquered table. The two tucked-under cushioned stools bring the seating count to dinner for eight. Two large upholstered barrel chairs are to port flanking the flat screen retractable TV and entertainment system. Stowage is supplied by surrounding cabinets, underneath seating, and humongous holds beneath sole hatches. Opening port lights and dimmable lighting allow for personalized ambiance. Forward port side hidden behind an elegant curved door is a large day/guest head with full height stand-up glass enclosed shower. This formal salon serves as a private entertainment area, a seclusion from window peepers when marina docked. The practical and easy to maneuver below deck puts the Elegance in Elling. The galley is on the port side amidships, aft of the salon and one step down. With safety as an underscore, the galley can be easily navigated in high seas with the chef being securely surrounded by waist high counters and easy edges and fiddles to grab for steadying. The appliances are on the outboard side including the Siemens 4 zone ceramic cooktop stove, dishwasher, refrigerator, freezer, and microwave/convection oven. Easy to reach cabinets hold a surprising quantity of staples. Opening ports allow for fresh air ventilation with a long storage shelf beneath. Plenty of workspace on the Corian countertops, especially on the inboard side. The inboard side also encases the engine room. In the heaven forbid event of needing to remove an engine, just break the caulk seal, lift off the countertop and cabinets and haul up the engine through the removable settee in the pilothouse. Not that this has ever been done, but it's the beat Murphy plan of thinking ahead. The brilliance of the engine in this location is that it keeps it at the lowest amidships and centerline point of the vessel. The large panel easily lifts off with the twist of four screws giving full access to the outboard side of the engine. There are 3 additional panels easily removed for full-round engine and equipment access. The charm and gracefulness is carried through to the master cabin. The centerline queen bed is quite comfy being supported with an elasticized slat system of mattress supports. Access to the water tank and stern thruster (with its designated battery and charger) is via a hinged bedbase. A floor hatch gives fast and easy access to the Aquamet shaft and seals. The ensuite master head is to starboard. Plenty of mirrors, cabinets and Corian counter space. Aft of the toilet is a mechanical compartment that houses the watermaker and inverter, out of the way, yet accessible. Forward on the port side of the head is a large glass enclosed shower. To starboard of the shower and still forward is a door to a utility closet that has a watertight door to the "generator room" housing the 11KW Onan. The forepeak cabin offers two single beds,

cabinets, hanging locker, and an opening hatch for fresh air, natural lighting, or emergency escape. The full length twin bunks are plenty sufficient for kids, crew or short-term visitors. Generous hanging locker and huge storage in the bilge. There is also one of the large removable wall panels to access the outboard side of the engine. The wine storage is right at the base of the engine access and forward is another identical one for either wine or for backup dry goods and galley stowage. No stooping over and getting sweaty in this engine room. With the twist of a wrist, the quick release of 4 latches with a supplied tool releases the panel on the inboard side of the galley. For underway checks for temp, fluids, and engine eyeballing, this is a great way to be in the air conditioned. For more involved tinkering, remove one and/or two of the other panels for 270 degree access. Low noise and vibration levels are achieved with insulation consisting of multiple layers of wood, rubber, foam, aluminum and silicone and the engine bed being integrally molded into the hull. The Aquadrive anti-vibration drive system plus the Aquamet engine mounts further assure diminution of sound and vibration. The stainless steel shaft and 5 blade Nibral prop are custom designed.

General Features

• CE Ocean Category A • Single 435HP Volvo diesel engine (790 hrs) • Onan 11KW Generator (925 hrs) • Nibral 5-bladed prop • Spare 4-bladed prop • Passerelle ladder • Battery charger 75 A-24v • Invertor 200 V-2500 W • 24 V Board system • Bow thruster (8 hp) • Zinc anodes • Electric operated anchor winch • Anchor chain • Automatic fire extinguishing system • Water & fire alarm • New 11' tender

Interior Features

• Interior Features: • Cherry wood joinery throughout • Scratch proof wood flooring in salon, galley & heads • Upholstered curved settee w/high gloss dining table & (3) dining chairs • (2) Upholstered barrel chairs • Retractable TV on hi/lo lift • Chart tray in salon • Bookcase in salon • Adjustable leather helm seat in pilothouse • Halogen lighting with dimmer • Decorative table lamps in salon • 220 V sockets throughout • Reading lights above berths • Radio-CD, MP3, ipod • Mosquito nets on port holes • Double glazing

Aft Deck

The teak aft deck is so spacious that one forgets this is only a 49' yacht. There is a custom high gloss teak table and bench seating that allows 8 to be seated comfortably for alfresco dining. Plenty of floor space to increase the capacity if deck chairs are tucked away in the stowage beneath the dining settee. Boarding is from the aft deck or from the near amidships port and starboard gates. Beneath each of the gates are steps recessed into the hull that make high and low tide boarding or side deck access from the dinghy easy and safe. • Custom hi-lo teak table • Bench seating w/cushions •

(2) Side cushioned seats • New icemaker • Add'l freezer • Teak decks • Folding Bimini top • S/S guard rails • Swim platform • Stern boarding gate

Electronics & A/V Equipment

• Raymarine Radar • Raymarine autopilot w/hands-free remote • Raymarine Hybridtouch ESeries 15" Multi-function display (chartplotter, radar, depth) w/new software • (3) Raymarine modules • Electronic compass • LED indication panel for several functions • Rudder angle indicator • Searchlight control • Apple TV system • KVH Tracvision Sat Com • KVH Phone • AirHome audio system w/5-zones controlled from laptop, iphone/ipad (new '15) • Surround sound w/subwoofer, connected to Direct TV & Apple TV (new '15) • (2) Routers, connected to internet through antenna (new '15)

Deck & Hull Equipment

• Extra aft deck space • Electric operated radar mast • Electric operated hardtop slide roof • Stainless steel handrails • Stainless steel gate, aft entrance • (6) Stainless steel bollards • Stainless steel fender strips • (2) Stainless steel flag poles • Folding Bimini top, aft • Sunpads on forward deck • Dodgers around rear deck • (2) Storage lockers for ropes • Teak on aft steps • Searchlight on pulpit • Delta & Bruce anchors • (3) Wipers with interval switch • Exterior courtesy lights • Aft deck lights • Fender racks, port & stbd • Fenders and mooring lines Hull: Hand laminating the bullet proof skin, Kevlar armoring in the hull combined with the solid lamination schedule gives Ellings their puncture resistant characteristics. Elling provides a 6 year anti-osmotic blister warranty to their Awlgrippped hull; the superstructures are white gel-coat.

Upgrades, 2015

• New chocks on swim platform • 2015 11' tender w/Honda 20 HP O/B • Passerelle, 750lb capacity • New icemaker • Additional freezer • New aft deck teak table for (8) • Teak boarding ramp w/railing • Carbonate seal on the shaft • New harness & solenoid for engine • New Nibral 5-Bladed prop & 4-bladed spare

Exclusions

Owner's personal belongings.

Disclaimer

The Company offers the details of this vessel or yacht in good faith but cannot

guarantee or warrant the accuracy of this information nor warrant the condition of the vessel. A buyer should instruct his representatives, agents, or his surveyors, to investigate such details as the buyer desires validated. This vessel or yacht is offered subject to prior sale, price change, or withdrawal without notice.

PHOTOS

Aft Deck



Aft Deck




Aft Deck



Salon Seating




Salon Seating




Salon Dining



Galley



Galley



Master Stateroom



Master Stateroom



Master Bath



Master Shower



Forward Stateroom



Guest Stateroom



Guest Bath



Bow Thruster



Pilothouse



Helm



Helm



Bow



Radar



Engine




Tender



Tender



Wishes Granted



CONTACTS

Andrey Shestakov, leading yacht broker of the sales department of Shestakov Yacht Sales Inc. Shestakov Yacht Sales Inc., the official representative of the Miami/Fort Lauderdale FL headquarters.

Contact details

Email: **andrey@shestakovyachtsales.com**

Web: shestakovyachtsales.com/en/

Telephones

USA: **+1(954)274-4435**

Office hours

Monday – Saturday: **9:00 - 21:00** EDT

Sunday: **closed**

Address



Harbour Towne Marina, 850 NE 3rd St, STE 213, Dania, FL 33004