

ANDIAMO — FAIRLINE



Builder: FAIRLINE

Year Built: 2006

Model: Motor Yacht

Price: PRICE ON APPLICATION

Location: United States

LOA: 58' 0" (17.68m)

Beam: 15' 11" (4.85m)

Min Draft: 4' 6" (1.37m)

Max Draft: 4' 7" (1.40m)

Cruise Speed: 27 Kts. (31 MPH)

Max Speed: 32 Kts. (37 MPH)

Our experienced yacht broker, Andrey Shestakov, will help you choose and buy a yacht that best suits your needs **ANDIAMO — FAIRLINE** from our catalogue. Presently, at Shestakov Yacht Sales Inc., we have a wide variety of yachts available on our sale's list. We also work in close contact with all the big yacht manufacturers from all over the world.

If you would like to buy a yacht **ANDIAMO — FAIRLINE** or would like help answering any questions concerning purchasing, selling or chartering a yacht, please call **+1(954)274-4435**

TABLE OF CONTENTS

TABLE OF CONTENTS	2
SPECIFICATIONS	5
Basic Information	5
Dimensions	5
Speed, Capacities and Weight	5
Accommodations	5
Hull and Deck Information	6
Engine Information	6
DETAILED INFORMATION	7
Overview	7
Vessel Walkthrough and Accommodation	7
Aft Deck	8
Interior Detail	8
Galley	9
Deck Equipment	9
U.S.A. specifications in addition to or in lieu of those listed above	10
Lower Helm Position	10
Flybridge and Helm Position	11
Electrical Detail	12
Engine Compartment, Mechanical	12
Hull Construction and Design	13
Exclusions	13
Exclusions	13
Disclaimer	13
PHOTOS	15
Aft Deck / Cockpit	15
Salon	15
Salon settee	15

Salon aft view	15
Cabinetry to starboard, new TV	15
Icemaker in salon	15
Galley	16
Galley from above	16
Utility room, new extra refrigerator	16
Dinette	16
Lower helm	16
Lower helm seats	16
Helm side door	17
Stairs down to staterooms	17
Master stateroom	17
Guest stateroom port side	17
Guest Head	18
Port side guest	18
Starboard guest stateroom	18
Haulout	18
Haulout - new bottom paint since these photos	18
Making wake	18
Full throttle GPS speed	19
Next adventure?	19
Line storage compartments and warping winch	19
Foredeck	19
Aft deck - Stamoid covers and new mesh screen	19
Aft deck - Lounge Passarelle	19
Curved sliding salon door	20
Liferaft and EPIRB	20
Bridge helm Stamoid covers	20
Helm	20

Brand new Garmin 8215	20
Brand new Fusion bridge stereo	20
Lounge to starboard of bridge helm	21
Lounge to forward of bridge	21
Flybridge aft covers	21
Flybridge aft	21
Flybridge grill and drink refrigerator	21
Flybridge aft dining	21
Helm console	22
Helm seats	22
New navy canvas bimini top	22
Engine room access	22
Crew quarter access	22
Air conditioned crew quarters	22
Crew head	23
Crew area	23
Mfg provided image - Cruising	23
Mfg provided image - At speed	23
Mfg provided image - Running	23
Mfg provided image - Deck layout	23
Mfg provided image - Layout	24
Mfg provided image - Layout	24
Dock photo	24
Aft Platform	24
CONTACTS	25
Contact details	25
Telephones	25
Office hours	25
Address	25

SPECIFICATIONS

Basic Information

Category: Motor Yacht

Sub Category: Flybridge

Model Year: 2006

Year Built: 2006

Country: United States

Vessel Top: Bimini Top

Fly Bridge: Yes

Cockpit: Yes

Dimensions

LOA: 58' 0" (17.68m)

Beam: 15' 11" (4.85m)

Min Draft: 4' 6" (1.37m)

Max Draft: 4' 7" (1.40m)

Speed, Capacities and Weight

Cruise Speed: 27 Kts. (31 MPH)

Max Speed: 32 Kts. (37 MPH)

Displacement: 52639 Pounds

Water Capacity: 266 Gallons

Fuel Capacity: 720 Gallons

Accommodations

Total Cabins: 3

Total Berths: 4

Sleeps: 6

Total Heads: 2

Hull and Deck Information

Hull Material: Fiberglass

Deck Material: Fiberglass

Hull Designer: Bernard Olesinski and
Fairline Design Team

Exterior Designer: Bernard Olesinski and
Fairline Design Team

Engine Information

Engines: 2

Manufacturer: CAT

Model: C-15

Fuel Type: Diesel

DETAILED INFORMATION

Overview

ANDIAMO is a beautifully maintained USA delivered boat that has had only two owners since delivery. Powered by a pair of CAT C-15 diesels 800hp each with only 200 original hours since new when they were installed in the boat in 2012. Additionally there currently are transferrable engine warranties which provide coverage until August of 2017. In 2015 there were many updates to the boat including new bimini tops, new Garmin system & Fusion stereo on the flybridge, new salon Flat Panel TV, new additional refrigerator in galley utility room, new Stamoid canvas covers for exterior cushions, new cockpit mesh shade and windshield mask, fresh bottom job and prop-speed on the running gear, plus complete polishing of the hull and deckhouse. Beautifully fitted interior is a 3-stateroom layout with large dinette on the salon deck across from a lower helm station, interior stairway to the bridge, mid-level galley off the main salon with utility room below and all cabinetry in hi-gloss finished cherry wood in excellent condition. She is also a great performing boat with good sea-ability and capable of 32 knots at full throttle. Her bow thruster is a handy helper around the docks too. Lots of seating on the flybridge as well as an aft table with circular seating plus a small grill and drink refrigerator. She will survey beautifully and is ready to go. This is a must see vessel. Stands out on the dock at nighttime too with extra deck blue LED lights and blue LED underwater lights.

Vessel Walkthrough and Accommodation

This vessel offers sleeping berths for 6 owners and guest in three staterooms with 2 heads, plus there is a separate air-conditioned crew quarter with head below the aft deck.

Entering the boat from the aft cockpit deck there is a curved stainless steel and tinted glass Trend sliding door to access the cabin. To the portside is a large U-shaped salon sofa that is inviting and comfortable with various décor pillows. In the center is a cherry wood and glass cocktail table which has storage areas in it's lower shelving. Across to the portside is a gloss cherry cabinet and countertop with contains a Bose Lifestyle audio system and SAT TV receivers as well as generous shelf storage and glassware storage. Another door conceals an icemaker and further storage for dishware. On top of this cabinet is a new Flat panel TV. Forward further on the starboard side are two steps down to a mid-level galley with teak & holly laminate sole. There is a U-shaped solid surface countertop with Sharp Carousel microwave/convection oven, under-counter hinged door refrigerator, & Miele dishwasher below and on top a 4-burner electric cooktop with stainless backsplash and a hideaway stainless steel basin sink. A hinged up portion of countertop opens three stairs down to a utility room which contains a washer/dryer, freezer unit, a newly added refrigerator unit, plus additional drawer storage cabinet. Back up to the salon level there is a glass doored liquor and glass cabinet between the galley and the companionway. To the portside there is a free standing stairway with the first step a non-skid finished portion of the countertop and leading up to the flybridge through an opening hatch. Just

forward on the portside is a large U-shaped dinette with a gloss cherry dining table. Forward of the dining area is the main ships electrical distribution panel on the dashboard area behind sliding clear poly doors. To the opposite side of the boat is the lower helm area with two bucket-style helm seats and to the outboard side an opening door to give access to the side deck.

Down to the stateroom level the sole is carpeted and four steps leads to a foyer area with the master stateroom forward and the two guest staterooms aft to either side of the stairway. Of the guest staterooms the portside has side-by-side twin berths with reading lights above the heads of the berths. There is a hanging locker with a shelf cabinet above and drawer storage beneath. This stateroom also has a flat panel TV. The starboard side guest stateroom has a double berth to the outboard side and inboard is a desk/dresser with mirror above. This stateroom also has a hanging locket and flat panel TV as well as an ensuite doorway to the guest head just forward. The head has teak & holly laminate sole with a second doorway to the foyer. A circular shower stall has a clear lexan enclosure and teak grate floor. The solid surface vanity top has porcelain undermount sink and a full length mirror on the adjoining bulkhead. Back to the foyer and forward to the Master Stateroom there is a centerline queen berth with two overhead deck hatches with sliding shade/screens. Two decent sized hanging lockers, drawer and cabinet storage and a flat panel TV. All the staterooms have opening portlights in the hull sides which have screens that can be fitted. There is also a central vacuum system which has connection points on the companionway stair rise and in the salon at the step up to the dinette.

Aft Deck

- Self-draining
- Teak stairway with stainless steel handrails to flybridge
- Teak-laid cockpit floor
- Access hatch to optional aft crew cabin
- Access hatch to large stowage hold, supported on pneumatic struts
- Twin transom gates to swim platform
- Twin warp stowage lockers
- White cockpit overhead lights with blue low level lighting
- Manual bilge pump locker
- 10 fenders
- 2 x 50ft mooring warps
- Boat hook
- Heavy duty 12v socket

Interior Detail

- Co-ordinating carpets, leatherette upholstery and curtain fabrics
- Highly crafted joinery and wall panels in genuine satin lacquered American Cherry and

Eucalyptus.

- Brand new vinyl wall and ceiling linings in the salon area and previously completed recovering of the stateroom areas.
- Cherry appearance mini-blinds secured by guide wires on most side windows.
- Overhead cherry wood sea railings by the salon steps.
- Non-skid cherry interior steps to the flybridge have fitted canvas covers on them.

Galley

- 4-burner electric ceramic/halogen hob
- Microwave / Convection oven
- Refrigerator
- Twin sinks with hot and cold mixer tap
- Avonite® worktop with grab rail
- Concealed lighting
- 110v power outlets
- Fire extinguisher
- Storage cupboards and drawers
- Extractor fan
- Bone china dinner service
- Twin bins
- Dishwasher

Deck Equipment

- Stainless steel through hull anchor system
- Delta stainless anchor & chain rode
- 25 fathoms calibrated chain
- Twin stainless steel bow and stern cleats
- Two pairs of stainless steel spring cleats
- Stainless steel cleat and grab rail on each aft wing
- Stainless steel pulpit and side deck rails with solid second rail and fender baskets
- Stainless steel flybridge side grab rails
- Stainless steel and rubber rubbing strake
- Full set of IMCO navigation lights
- Water and fuel fillers
- Deck light, extra blue LED on deck and flybridge for great night dock presence
- Moulded slip-resistant deck surface

- Sunbathing area on foredeck upholstered with cushions filled with non-absorbent foam
- Teak-laid extra large bathing platform with dinghy stowage
- Transom ladder
- Bensenzoni Hydraulic passerelle for access and dinghy handling
- Electric anchor winch
- Hot and cold transom shower
- Twin horns
- Stainless steel pantograph wipers
- Blue underwater LED lights (3)
- Spare propellers, 2 (stored off the boat)

U.S.A. specifications in addition to or in lieu of those listed above

- 21.5KvA / 60Hz Onan generator
- Chilled water air conditioning/reverse cycle heating system
- Air conditioning to utility room
- 220v/110v/60Hz electrical system
- Glendenning cablemasters on both shore lines
- 100A Battery charger for all batteries
- Gearbox oil pressure gauges to lower helm
- Solid stainless steel rubbing strake
- Dockside TV and phone inlets
- Flyscreens on all portholes
- DVD/CD/Radio system to saloon with separate CD/Radio to flybridge
- LCD TV in Master cabin
- Garbage disposal unit in galley sink
- Central vacuum system
- Dockside water system with washdown
- Holding tank with electric macerator pump
- Side boarding ladder
- Hydraulic passarelle

Lower Helm Position

- Stainless steel framed windscreen
- Madrona wood finish instrument panel & Cherry wood / leather helm wheel
- Electrically adjustable double helm seat

- ICOM M504 Radio telephone/hailer (new '13)
- Hydraulic power steering
- Northstar 6000i GPS chart plotter/Radar
- Double windscreen wipers
- MMC Electronic single lever controls for engines and gearboxes
- Side-Power Bow-thruster control
- Echosounder, speedometer and distance log with sea temperature read-out
- Full engine instrumentation including: tachometers, oil pressure gauges, temperature gauges, battery condition indicators, audible alarms and engine hour meters
- Trim tab and searchlight controls
- Raymarine Autopilot controls
- Remote anchor winch controls
- Rudder position indicator
- Chart table and light
- High speed compass
- Fuel contents gauges
- Domestic water contents gauge
- Bilge pump operating warning lights and audible alarms
- Switches for navigation and riding lights, windscreen wipers and engine bay extractor fans
- External PVC sun blinds to windscreen
- 12v outlet point for mobile phone
- Foghorn with siren and loudhailer facility
- Door to side deck

Flybridge and Helm Position

- Access via stairway from saloon bridge deck and by teak stairway with stainless steel handrails
- Blue Perspex hatch to internal stairway
- Large sunbathing area forward of helm position with non-absorbent foam filled cushions
- Three forward-facing helm seats with drink holders flush mounted to the sides
- EZ2CY windscreen panel in center of forward bimini top
- Adjustable tilt steering wheel and helm seat
- Tilt-up backrest sun bed
- Hydraulic power steering
- Garmin touchscreen 8215 GPS/chartplotter/recording depth sounder (new '15)
- Garmin depth module GSD24 & 1Kw transducer & backup shallow water transducer (new '15)
- Northstar 6000i GPS/Chartplotter/radar
- Electronic single lever controls for engines and gearboxes
- Duplicate engine instruments with fuel and water indication

- Side-Power Bow-thruster control
- ICOM M504 Radio telephone/hailer (new '13)
- Remote anchor winch controls
- Duplicate autopilot controls
- White Danforth Powerdamp Compass
- Rudder position indicator
- Trim tab and searchlight controls
- Echosounder and speedometer/log repeaters with sea temperature read-out
- Fusion UD750 (new '15) flybridge & aft-deck stereo system
- Large J-shaped upholstered dining area/table
- Flybridge bar complete with refrigerator, icemaker, sink, electric griddle and bin
- Stainless steel guard rails and grab rails
- GRP masts supporting radar antenna, Sat domes, and nav. lights
- Moulded slip-resistant floor surface
- Moulded Perspex wind-deflecting screen with full grab rail
- Stowage location for spare prop shaft (currently stored off boat)

Electrical Detail

- Onan eQD generator in sound shield
- All circuits protected by circuit breakers on main electrical load control panel
- Isolating switches to all batteries and DC volt meters for each engine bank at lower helm
- 50amp shore power cord with Glendinning cablemaster auto cord winder (2)
- Extra 100' 50amp shorecord extension
- Connection inlet for cable TV and telephone line aft by platform
- Wiring diagram provided in owner's handbook

Engine Compartment, Mechanical

- Access through cockpit hatch
- Engine/generator room soundproofing
- Water-cooled engine exhausts with silencers and side outlets
- Aerodynamically designed engine air intakes
- Automatic engine room fire extinguishers and shutdown system with indicators at both helms
- Stainless steel shafts (TEMET)
- Contra-rotating Manganese Bronze propellers
- Manganese Bronze 'P' brackets
- Balanced Manganese Bronze rudders

- Cathodic protection
- Tankwatch 4 holding tank monitor panel & keyed discharge switch
- Guest head has it's own holding tank system with 2nd tank & separate pump out
- Automatic bilge pumps for engine and rudder bays and forward area (manual "on" override for all pumps)
- High capacity emergency manual bilge pump system with changeover valves
- Electric engine room ventilation fans
- Engine room lights
- Engine manufacturer's handbook
- Sea cocks on all inlets/outlets below waterline
- Exhaust overheat warning system for both engines
- Dripless shaft seals
- Fuel polishing system
- Oil change system

Hull Construction and Design

Designed by Bernard Olesinski and the Fairline Design Team. Deep 'V' forward; 18° deadrise aft. Isophthalic gel coat backed by an isophthalic resin-rich powder-bound glass mat. All gel coat and glass fibre is laid up by hand, incorporating chopped strand glass mat and unidirectional and woven rovings. Transverse and longitudinal strengthening stringers throughout hull. Full length molded spray deflectors. The integral bathing platform gives the boat a longer waterline length for improved performance, particularly at reduced power settings. Antifouling. Engine bearers are molded into the hull. The propellers are set in semi-tunnels enabling the engines to be located further aft, also reducing draught and improving efficiency by reducing the shaft angle. Hull/deck join bonded and bolted. The deck incorporates polyurethane foam cores for high strength and excellent thermal insulation. An 11hp bowthruster is fitted with controls at both helm positions.

Exclusions

ANDIAMO is currently in use by the owner and there may be items aboard and in some photography that does not convey. Specifically all tools, tackle, handheld electronics, chart data, and personal effects are excluded.

Exclusions

Owner's personal belongings.

Disclaimer

The Company offers the details of this vessel or yacht in good faith but cannot guarantee or warrant the accuracy of this information nor warrant the condition of the vessel. A buyer should instruct his representatives, agents, or his surveyors, to investigate such details as the buyer desires validated. This vessel or yacht is offered subject to prior sale, price change, or withdrawal without notice.

PHOTOS

Aft Deck / Cockpit



Salon




Salon settee




Salon aft view



Cabinetry to starboard, new TV



Icemaker in salon



Galley



Galley from above



Utility room, new extra refrigerator



Dinette



Lower helm



Lower helm seats



Helm side door



Stairs down to staterooms



Master stateroom



Guest stateroom port side



Port side guest



Guest Head



Starboard guest stateroom



Haulout



Haulout - new bottom paint since these photos



Making wake



Full throttle GPS speed



Next adventure?



Foredeck



Line storage compartments and warping winch



Aft deck - Stamoid covers and new mesh screen



Aft deck - Lounge Passarelle



Liferaft and EPIRB



Curved sliding salon door



Bridge helm Stamoid covers



Helm



Brand new Garmin 8215



Brand new Fusion bridge stereo



Lounge to starboard of bridge helm



Lounge to forward of bridge



Flybridge aft covers



Flybridge aft



Flybridge aft dining



Flybridge grill and drink refrigerator



Helm console



Helm seats



New navy canvas bimini top



Engine room access



Crew quarter access



Air conditioned crew quarters



Crew head



Crew area



Mfg provided image - Cruising



Mfg provided image - At speed



Mfg provided image - Running



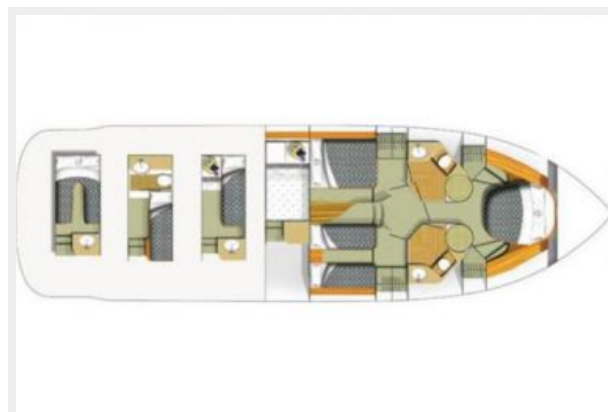
Mfg provided image - Deck layout



Mfg provided image - Layout



Mfg provided image - Layout



Dock photo



Aft Platform



CONTACTS

Andrey Shestakov, leading yacht broker of the sales department of Shestakov Yacht Sales Inc. Shestakov Yacht Sales Inc., the official representative of the Miami/Fort Lauderdale FL headquarters.

Contact details

Email: andrey@shestakovyachtsales.com

Web: shestakovyachtsales.com/en/

Telephones

USA: +1(954)274-4435

Office hours

Monday – Saturday: **9:00 - 21:00** EDT

Sunday: **closed**

Address



Harbour Towne Marina, 850 NE 3rd St,
STE 213, Dania, FL 33004