

ESCAPADE — SELENE



Builder: SELENE

Year Built: 2000

Model: Trawler

Price: PRICE ON APPLICATION

Location: United States

LOA: 43' 0" (13.11m)

Beam: 15' 8" (4.78m)

Max Draft: 4' 9" (1.45m)

Cruise Speed: 7 Kts. (8 MPH)

Max Speed: 9 Kts. (10 MPH)

Our experienced yacht broker, Andrey Shestakov, will help you choose and buy a yacht that best suits your needs **Escapade — SELENE** from **our catalogue**. Presently, at **Shestakov Yacht Sales Inc.**, we have a wide variety of yachts available on **our sale's list**. We also work in close contact with all the big **yacht manufacturers** from all over the world.

If you would like to buy a yacht **Escapade — SELENE** or would like help answering any questions concerning purchasing, selling or chartering a yacht, please call **+1(954)274-4435**

TABLE OF CONTENTS

TABLE OF CONTENTS	2
SPECIFICATIONS	5
Basic Information	5
Dimensions	5
Speed, Capacities and Weight	5
Accommodations	5
Hull and Deck Information	5
Engine Information	6
DETAILED INFORMATION	7
Accommodations	7
Salon	7
Commissary	7
Galley	7
Pilothouse	8
Pilothouse electronics & nav equipment	8
Engine Room & Mechanical Equipment	8
Electrical & AC system	9
Deck Equipment	9
Exclusions	9
Disclaimer	9
PHOTOS	10
43 Selene	10
43 Selene	10
43 Selene	10
Salon	10
Salon & Galley	10
Salon	10
Salon	10

Galley	10
Galley	11
Pilothouse	11
Pilothouse	11
Pilothouse	11
Pilothouse	11
watch berth	11
Passageway	11
main passageway - laundry	11
Master	12
Master	12
Master	12
Master	12
Master	12
Master head	12
Guest head	12
Engine Room	12
Westerbeke	13
Flybridge	13
Boat deck	13
boat deck	13
Portuguese bridge	13
Foredeck	13
Foredeck	13
Foredeck	13
Foredeck	14
Portuguese	14
Cockpit	14
Cockpit	14

43 Selene	14
CONTACTS	15
Contact details	15
Telephones	15
Office hours	15
Address	15

SPECIFICATIONS

Basic Information

Category: Trawler

Model Year: 2000

Year Built: 2000

Country: United States

Dimensions

LOA: 43' 0" (13.11m)

LWL: 40' 5" (12.32m)

Beam: 15' 8" (4.78m)

Max Draft: 4' 9" (1.45m)

Speed, Capacities and Weight

Cruise Speed: 7 Kts. (8 MPH)

Max Speed: 9 Kts. (10 MPH)

Displacement: 48000 Pounds

Water Capacity: 220 Gallons

Holding Tank: 40 Gallons

Fuel Capacity: 950 Gallons

Accommodations

Total Cabins: 2

Total Berths: 3

Total Heads: 2

Hull and Deck Information

Hull Material: Fiberglass

Engine Information

Engines: 1

Manufacturer: Cummins

Model: 5.9L

Fuel Type: Diesel

DETAILED INFORMATION

Accommodations

Two Stateroom layout with master forward and guest stateroom with bunks to port. Two heads, master has tub/shower and guest stateroom with shower. Stepping from the cockpit to the main salon the settee is to port and the galley is centerline. The stairs up to the pilothouse are on the starboard side of the galley and there are stairs down to the staterooms on the port side of the galley. Teak holly floors throughout and interior panels are Cherry in a satin finish. Countertops throughout the salon and pilothouse are a satin finished burl wood. The pilothouse has an Ultrasuede hi settee with watch berth behind. Interior access to the fly bridge on the port side of the pilothouse settee. The flybridge has two swiveling helm chairs and the boat deck aft stores the tender.

Salon

- L -shape settee in Ultrasuede to port
- Hi-lo dining table
- Cabinet to stbd. with slide out storage drawer
- Corner cabinet to port
- Dutch door to aft deck/cockpit

Commissary

- Access hatch from salon, in front of door aft entrance
- Storage (3) Storage cabinets
- 12 bottle wine cabinet
- 12v DC overhead lighting with switch
- rubber tile sole

Galley

- Centerline galley / bar style
- 12v DC/ 110v AC Norcold Fridge/Freezer
- MagicChef microwave/ convection oven
- Galley Maid 3-burner gas cooktop and oven
- Grunert In counter freezer
- Corian Countertops
- Stainless Steel Double sink
- Hidden trash compartment below counter
- Vitrifrigo refrigerator freezer in pilothouse

Pilothouse

- Helm station with dedicated instrument console
- Teak varnished helm wheel
- Naiad MultiSea II controls for 6'sf fins(2003)
- Bow thruster control
- Settee (Ultrasuede) with foot rest, chart drawer/storage
- Watch berth behind settee with 4" foam mattress and brass reading light
- Pull out Chart Table on port side of helm
- Gooseneck chart light
- Dutch style doors, port and starboard

Pilothouse electronics & nav equipment

- Furuno 4KW radar
- Furuno Navnet 3D chartplotter in Pilothouse and Flybridge
- Furuno Navpilot Autopilot in Pilothouse with remote on Flybridge
- Furuno RD 30 NAV
- Furuno FA50 AIS transponder (2010)
- ICOM IC-M604 VHF
- West Marine 580 VHF
- Ritchie compass

Engine Room & Mechanical Equipment

- Single Cummins 5.9L 180HP
- Twin Disc MG5050 gearbox
- Morse engine controls
- Dripless shaft seal
- Racor 900 FG fuel filter w/ vacuum gauge for main engine
- Racor 900 FH fuel filter for fuel polishing system
- R24p Fuel filter for generator
- Reverso oil change system
- Hy drive Hydraulic steering system
- Sidepower bow thruster
- Naiad 174-1 stabilizer system with Multisea II
- Marine Air systems reverse cycle air conditioning (3 X 16,000 BTU) \
- Raritan 12 gallon water heater
- Village marine 450 GPD watermaker
- Jabsco electric heads

- Tankwatch III holding tank monitor system

Electrical & AC system

- 12 kW Westerbeke generator with sound shield
- Dedicated starting batteries Main Engine & Generator
- Heart Interface 2500 Watt Inverter with remote panel
- Pro Mariner 40 AMP battery Charger
- Balmar 160 Amp alternator with max charge regulator
- Delco Remy 105 amp alternator
- 4 X 8D AGM house batteries (2010)
- 1 X 8D AGM main engine start battery (2010)
- 2 X 4D AGM bowthruster batteries (2010)
- 1 X Group 31 generator start battery (2012)

Deck Equipment

- Muir HR 2500 Dual gypsy anchor windlass with Foot controls. Controls at each helm
- Rocna 88lb anchor w/ 275' 3/8" anchor chain
- CQR 60 lb anchor w/ 20' 3/8" chain and 250' 3/4" nylon rode
- Double stainless steel anchor rollers
- Stainless steel sampson post
- Washdown on foredeck
- Hinged swim platform
- Boarding gates amidships
- 2003 10'3" Caribe RIB w/ Honda 15hp 4 stroke outboard
- Hinged mast & boom for tender davit

Exclusions


Owner's personal belongings.

Disclaimer

The Company offers the details of this vessel or yacht in good faith but cannot guarantee or warrant the accuracy of this information nor warrant the condition of the vessel. A buyer should instruct his representatives, agents, or his surveyors, to investigate such details as the buyer desires validated. This vessel or yacht is offered subject to prior sale, price change, or withdrawal without notice.

PHOTOS

43 Selene



43 Selene



43 Selene



Salon



Salon & Galley



Salon



Salon



Galley



Galley



Pilothouse



Pilothouse



Pilothouse




Pilothouse



watch berth



Passageway



main passageway - laundry



Master



Master



Master



Master



Master



Master head



Guest head



Engine Room



Westerbeke



Flybridge



Boat deck



boat deck



Portuguese bridge



Foredeck



Foredeck



Foredeck



Foredeck



Portuguese




Cockpit



Cockpit



43 Selene



CONTACTS

Andrey Shestakov, leading yacht broker of the sales department of Shestakov Yacht Sales Inc. Shestakov Yacht Sales Inc., the official representative of the Miami/Fort Lauderdale FL headquarters.

Contact details

Email: **andrey@shestakovyachtsales.com**

Web: shestakovyachtsales.com/en/

Telephones

USA: **+1(954)274-4435**

Office hours

Monday – Saturday: **9:00 - 21:00** EDT

Sunday: **closed**

Address



Harbour Towne Marina, 850 NE 3rd St, STE 213, Dania, FL 33004