

## ONLY NOW — TANSU YACHTS



**Builder:** [Tansu Yachts](#)

**Year Built:** 2012

**Model:** Motor Yacht

**Price:** PRICE ON APPLICATION

**Location:** Turkey

**LOA:** 111' 3" (33.90m)

**Beam:** 24' 8" (7.50m)

**Max Draft:** 5' 7" (1.70m)

**Cruise Speed:** 18 Kts. (21 MPH)

**Max Speed:** 22 Kts. (25 MPH)

Our experienced yacht broker, Andrey Shestakov, will help you choose and buy a yacht that best suits your needs **ONLY NOW — Tansu Yachts** from **our catalogue**. Presently, at **Shestakov Yacht Sales Inc.**, we have a wide variety of yachts available on **our sale's list**. We also work in close contact with all the big **yacht manufacturers** from all over the world.

If you would like to buy a yacht **ONLY NOW — Tansu Yachts** or would like help answering any questions concerning purchasing, selling or chartering a yacht, please call **+1(954)274-4435**

# TABLE OF CONTENTS

---

TABLE OF CONTENTS	2
SPECIFICATIONS	3
Basic Information	3
Dimensions	3
Speed, Capacities and Weight	3
Accommodations	3
Hull and Deck Information	3
Engine Information	4
DETAILED INFORMATION	5
DETAILED SPECIFICATIONS	5
Exclusions	18
Disclaimer	18
PHOTOS	19
CONTACTS	23
Contact details	23
Telephones	23
Office hours	23
Address	23

---

# SPECIFICATIONS

---

## Basic Information

---

**Category:** Motor Yacht

**Model Year:** 2012

**Year Built:** 2012

**Country:** Turkey

## Dimensions

---

**LOA:** 111' 3" (33.90m)

**LWL:** 103' 0" (31.40m)

**Beam:** 24' 8" (7.50m)

**Max Draft:** 5' 7" (1.70m)

## Speed, Capacities and Weight

---

**Cruise Speed:** 18 Kts. (21 MPH)

**Cruise Speed Range:** 900

**Max Speed:** 22 Kts. (25 MPH)

**Displacement:** 125 Pounds

**Gross Tonnage:** 135 Pounds

**Water Capacity:** 792.516156 Gallons

**Fuel Capacity:** 5177.7722192 Gallons

## Accommodations

---

**Total Cabins:** 3

**Sleeps:** 6

**Crew Berths:** 5

## Hull and Deck Information

---

**Hull Material:** Cold Molded

**Hull Designer:** Diana Yacht Design

**Exterior Designer:** Tansu Yachts

**Interior Designer:** Tansu Yachts

---

## Engine Information

---

**Engines:** 2

**Manufacturer:** Caterpillar

**Model:** C32 E-RATING

# DETAILED INFORMATION

## DETAILED SPECIFICATIONS

<b>TYPE</b>	Semi Displacement Motor Yacht
<b>HULL NO.</b>	339
<b>BUILDER</b>	Tansu Yachts, Turkey
<b>NAVAL ARCHITECT</b>	Diana Yacht Design
<b>EXTERIOR DESIGN</b>	Tansu Yachts
<b>INTERIOR DESIGN</b>	Tansu Yachts
<b>YEAR FLAG</b>	2012 Turkey
<b>CONSTRUCTION</b>	Four Layers wood strip-planking and Cold Molded fibre epoxy coated hull; Teak laid bridge deck and stairs
<b>CLASSIFICATION</b>	RINA Charter Yachts - MCA compliant
<b>ENGINES</b>	2 x 1,700 Hp CAT C32 E-Rating
<b>GT</b>	135 tons approx
<b>DISPLACEMENT</b>	124.8 tons
<b>PAINT SYSTEM</b>	Dupont
<b>LOA</b>	<b>33.90m / 111'22"</b>
<b>LWL</b>	<b>31.40m / 103'</b>
<b>BEAM</b>	<b>7.50m / 24'7"</b>
<b>DRAFT</b>	<b>1.70m / 5'6"</b>
<b>MAXIMUM SPEED</b>	22 knots
<b>CRUISING SPEED</b>	18.2 knots
<b>FUEL CONSUMPTION</b>	685 litres @ 22 knots 361 litres @ 17 knots
<b>RANGE</b>	900 nm @ 18.2 knots
<b>GUESTS</b>	6 x Guests in 3 cabins
<b>CREW</b>	5 x Crew
<b>FUEL</b>	19,600 litres / US gallons
<b>FRESH WATER</b>	3,000 litres / US gallons
<b>GRAY/BLACK WATER</b>	2,000 litres / US gallons

### 5. ACCOMMODATION

The main deck features a big saloon, a galley, a corridor and the pilothouse. Access below is provided by a stairway next to a very useful dayhead.

The main saloon is big, not extravagantly so but luxuriously charming. One of the most intriguing features is the light and open ambiance that has been achieved, with a natural design scheme moulded around a central lounging space.

The warm oak floors and wall panelling fore set the tone, with soft pastel upholstery and a vibrantly expressive Jackson Pollock contrasting the high gloss light grey and white vertical panelling that can be found throughout the entire vessel.

Only Now accommodates a company of up to 6 guests, divided into 3 well-appointed lower deck cabins.

The centrally located, full master suite consists of a spacious walk-in wardrobe, his and hers en suite bathrooms with big central shower area, and a large stateroom with office area and ample storage space.

With a big VIP suite fore and a twin suite starboard side, Only Now's guest accommodations are situated around a large port side gym that is accessible through the central lower deck corridor.

The VIP and twin suites, like the spacious master, show a design scheme based on cool high gloss panelling, warm oak flooring and modern details. Both offer big en-suites with large separate shower areas, and ample storage space.

The crew quarters, whose access is from the starboard gangway on the main deck, are not located below the foredeck: instead, they have been placed amidship, so separating the guest cabins from the engine room.

The main aft deck is hugely spacious and offers exquisite surroundings. A large aft lounging area and a big oval al fresco dining arrangement. Lush fixed lounging pads and big, inviting wide banded wicker furniture are arranged around a sturdy wooden table, with smoothly rounded edges for a subtle retro look. The lounge and dining areas are pleasantly private yet wonderfully open a perfect blend for the exterior lifestyle.

The spacious foredeck, offers a nicely secluded hideaway where large sunpads invite guests to sit back. Whether to soak up some sun or enjoy the shade, courtesy of the elegant bimini shades, this area is an undoubtedly guest favourite.

## **6. WALKTHROUGH**

### **MAINE DECK**

- Teak laid deck and stairs
- Two hot and cold platform showers
- Stainless steel 316L swimming ladder
- Stainless steel 316L hand rails
- Custom dining table with Vitra armchairs
- Sofa and 2 armchairs B&B Italia "Charles Outdoor"

- Custom coffee table with ice chest
- Custom made sofa aft over lazarette
- Two stern capstan winches Data DHC 2200
- High rated overhead & courtesy lights
- Hand held fire extinguisher
- Audio marine speakers
- Doors to salon Bofor
- Switches and Sockets
- Emergency fuel shut off valves control panel + ER fire extinguishing system

### **MAIN DECK SALON**

- Lacquered wall panels
- Non slip oak parquet flooring
- Lacquered ceiling panels
- Lacquered side furniture
- One sofa for three Knoll “Florence Knoll Lounge Settee”
- Large coffee table
- 2 x Free standing armchairs Carl Hansen “Hans Wegner CH-25 / 1950”
- 1 x Free standing armchair Knoll “Saarinen Womb W/ Ottoman”
- Wine cooler Gaggenau
- 42” HD Samsung TV
- AV System
- Overhead lighting Cantalupi
- Switches & sockets B Ticino
- Telephone and data point sockets or Wi-fi
- Air conditioning and heating fan coils
- Fresh air blowers
- Drinks cabinet with glass holders

### **FLYBRIDGE**

- Teak laid bridge deck and stairs
- Stainless steel 316L handrails
- Switches and sockets
- 2 x Custom made sofas / lounge units with Multiplex awning
- Search Lights
- 1 x Horn Kahlenberg
- Navigation Lights
- 2 x Open Array radar antennas in mast Raymarine
- 2 x Satellite Domes Raymarine

- 2 x Searchlights Sanshin
- 3 x Helm seats Crown
- 1 x 430 Novurania Tender w/70 hp 4 stroke Yamaha outboard
- Crane 3026-47 1800 lbs Opacmare
- Custom made sofa with bar behind
- Electric grill Siemens
- Under counter refrigerator Siemens
- Ice maker Isotherm
- Audio Marine speakers
- Deck drainage scuppers
- Life jackets
- 4 x 6 persons Life rafts Viking
- Fire extinguisher
- Flag pole
- Boat hooks

## **FOREDECK**

- Custom made lounge / sunbathing unit with Multiplex awning with storage
- 2 x Custom made anchors
- Teak laid deck
- High rated courtesy lights
- Two 150m Galvanized Anchor chain
- Hydraulic vertical anchor windlass with anchor stopper and chain
- 2 x Washing machines Data DZC 2200
- Four stainless steel 316 L Bollards
- 2 x Amid ship stainless steel 316 L Bollards
- Deck access to bosuns locker
- Deck access to chain locker
- Windscreen wipers with spray wash Exalto
- Self-draining foredeck
- Deck wash
- 4 x Fairleads stainless steel 316 L with rollers
- Stainless steel 316 L protection plate

## **BRIDGE DECK PILOT HOUSE**

- Lacquered grey wall panels with dark oak furniture
- Non slip oak parquet flooring
- Lacquered ceiling panels
- Navigation Station



- 2 x Helm seats Crown
- Dark oak veneered table top
- Chart table with Vitra chair
- Lacquered wall cabinets
- Switches and sockets B Ticino
- Telephone and data point sockets
- Overhead courtesy and cruise lighting
- Air conditioning and heating fan coils

### **DAY HEAD**

- Lacquered wall panels
- Non slip oak parquet flooring
- Lacquered ceiling panels
- Lacquered vanity unit with storage
- Mirror
- Washbasin Keramag “Icon XS”
- Tap Dornbracht
- Toilet Tecma “Silence Plus”
- Set of bathroom accessories Sonia
- Overhead and vanity unit lighting
- Switches & sockets B Ticino
- Extractor unit

### **GYM**

- Designed for future convertibility to a guest stateroom
- Lacquered wall panels
- Non slip wood flooring
- Exercise bike Technogym “Recline Personal”
- Elliptical cross training York
- 26” Samsung TV
- Lacquered / dark oak side bench with storage below
- Various free weights
- Overhead & courtesy lighting Cantalupi
- Switches and Sockets B Ticino

### **LOWER CORRIDOR**

- From guest accommodation to upper corridor
- Lacquered wall panels
- Non slip wood flooring

- Lacquered ceiling panels
- Wood stairs to main deck lobby
- Stainless steel 316L handrail
- Overhead & courtesy lighting Cantalupi

## **OWNER AND GUESTS ACCOMMODATION**

### **MASTER STATEROOM**

- Lacquered wall panels
- Non-slip oak parquet flooring
- Lacquered ceiling panels
- Port holes with blinds
- Double bed with storage below
- Orthopaedic mattress Tempur
- Custom made mirror above bed
- Vanity with Vitra chair
- Bedside tables and mirror niche
- Safe locker Elsafe
- Overhead lighting Cantalupi
- Reading lights EgoLuce “Alba Wall”
- Sofa B&B Italia “Max Alto Febo”
- Switches, sockets, telephone and data point sockets B Ticino
- Air conditioning and heating fan coils
- Fresh air blowers

### **MASTER EN-SUITE**

- Lacquered wall panels
- Non-slip oak parquet flooring
- Lacquered ceiling
- Wood veneered vanity unit with storage below Mirror
- Washbasin Keramag “ERA”
- Tap Dornbracht “Meta”
- Toilet TECMA “Silence Plus”
- Bathroom accessories Sonia
- Shower area with two Huppe glass doors
- Shower walls SICIS glass mosaic tiles
- Teak shower floor
- Side shelving and storage with stainless steel fiddles
- Overhead & vanity unit lighting
- Switches and sockets B Ticino

- Extractor unit

### **VIP STATEROOM**

- Lacquered wall panels
- Non slip wood flooring
- Lacquered ceiling panels
- Double bed with storage below
- Orthopedic mattress Tempur
- Wood veneered vanity unit with mirror and storage below
- Bedside tables
- Overhead lighting Cantalupi
- Reading lights Santa & Cole “TMM”
- Switches, sockets, telephone & data point sockets B Ticino
- Air conditioning and heating fan coil
- Fresh air blower
- Dark oak doors to en-suite and corridor

### **VIP EN-SUITE**

- Lacquered wall panels
- Non slip wood flooring
- Lacquered ceiling panels
- Lacquered vanity unit with storage below and above Mirror
- Wash basin Keramag “Era”
- Tap Dornbracht “Meta”
- Toilet Tecma “Silence Plus”
- Set of bathroom accessories Sonia
- Shower cubicle with Huppe glass door
- Teak shower floor
- Shower walls SICIS glass mosaic tiles
- Switches & sockets B Ticino
- Overhead & vanity unit lighting Cantalupi
- Extractor unit

### **VIP EN-SUITE**

- Lacquered wall panels
- Non slip wood flooring
- Lacquered ceiling panels
- Lacquered vanity unit with storage below and above Mirror
- Wash basin Keramag “Era”
- Tap Dornbracht “Meta”

- Toilet Tecma “Silence Plus”
- Set of bathroom accessories Sonia
- Shower cubicle with Huppe glass door
- Teak shower floor
- Shower walls SICIS glass mosaic tiles
- Switches & sockets B Ticino
- Overhead & vanity unit lighting Cantalupi
- Extractor unit

### **PORT STATEROOM**

- Lacquered wall panels
- Non slip wood flooring
- Lacquered ceiling panels
- Port holes with blinds
- Twin beds
- Orthopedic mattresses Tempur
- Night table
- Lacquered wardrobe with hanging rail
- AV system
- Overhead lighting Cantalupi
- Reading lights Santa & Cole “TMM”
- Switches, sockets, telephone and data point sockets B Ticino
- Air conditioning and heating fan coils
- Fresh air blowers
- Doors to en-suite and corridor

### **GUEST EN-SUITE**

- Lacquered wall panels
- Non slip wood flooring
- Lacquered ceiling panels
- Wood veneered vanity unit with storage below and above
- Mirror
- Washbasin Keramag “Era”
- Tap Dornbracht “Meta”
- Toilet Tecma “Silence Plus”
- Set of bathroom accessories Sonia
- Shower cubicle with Huppe glass door
- Wood shower floor
- Shower walls SICIS glass mosaic tiles

- Switches & Sockets B Ticino
- Overhead & Vanity unit lighting Cantalupi
- Extractor unit

## **CREW ACCOMODATION**

### **CAPTAIN'S CABIN**

- Formica wall panels
- Non slip wood flooring
- Lacquered ceiling panels
- Dark oak doors
- Port holes with blinds
- Single bed
- Orthopedic mattress Tempur
- Lacquered wardrobe with hanging rail
- AV system
- Overhead lighting Cantalupi
- Reading lights Cantalupi
- Switches, sockets, telephone and data point sockets B Ticino
- Air conditioning and heating fan coils
- Fresh air blowers
- Doors to en-suite and corridor

### **CAPTAIN'S EN-SUITE**

- Lacquered wall panels
- Non slip wood flooring
- Lacquered ceiling panels
- Dark oak doors
- Wood veneered vanity unit with storage below and above
- Mirror
- Washbasin Corian
- Tap Hans Grohe
- Toilet Tecma
- Set of bathroom accessories
- Shower cubicle with glass door
- Wood shower floor with grilles
- Switches & Sockets B Ticino
- Overhead & Vanity unit lighting
- Extractor unit

## **CREW CABINS**

- Lacquered wall panels
- Non slip wood flooring
- Lacquered ceiling panels
- Port holes with blinds
- Bunk beds
- Orthopedic mattresses Tempur
- Lacquered wardrobe with hanging rail
- AV system
- Overhead lighting Cantalupi
- Reading lights Cantalupi
- Switches, sockets, telephone and data point sockets
- B Ticino
- Air conditioning and heating fan coils
- Fresh air blowers
- Doors to en-suite and corridor

### **CREW EN-SUITE**

- Formica wall panels
- Non slip wood flooring
- Lacquered ceiling panels
- Wood veneered vanity unit with storage below and above Mirror
- Washbasin Corian
- Tap Hans Grohe
- Toilet Tecma
- Set of bathroom accessories
- Shower cubicle with glass door
- Wood shower floor with grilles
- Switches & Sockets B Ticino
- Overhead & Vanity unit lighting
- Extractor unit

## **7. MECHANICAL EQUIPMENT**

<b>ENGINES</b>	2 x 1,700 Hp CAT C32 E-Rating
<b>MAIN ENGINE CONTROL</b>	2 x Caterpillar
<b>STEERING SYSTEM</b>	DDS 2 x 550-ESC Data
<b>BOWTHRUSTER</b>	ABT.Trac 16''
<b>STERNTHRUSTER</b>	Trac 12''
<b>STABILISER</b>	ABT.Trac 370 Zero Speed
<b>GENERATORS</b>	2 x Onan 40 kW

	1 x Onan 11kW
<b>HYDRAULIC</b>	ABT.TRAC
<b>SEWAGE TREATMENT</b>	Hamann Super Mini Plus
<b>TOILET SYSTEM</b>	Tecma - Silence Plus
<b>FUEL OIL SEPARATOR</b>	MIB303 ALFA LAVAL
<b>WATERMAKER</b>	1400-2; 221 litres/hour Seafari / HRO
<b>AIRCONDITIONING</b>	Cruisair
<b>FRESH AIR SYSTEM</b>	Cruisair
<b>FRESH WATER SYSTEM</b>	Gianneschi
<b>BOILERS</b>	Gianneschi
<b>ER VENTILATION</b>	Gianneschi
<b>BATTERIES</b>	Gel
	4 x 160 Ah 12 V port main engine start
	4 x 160 Ah 12 V for stbd main engine start
	2 x 225 Ah 12 V port generator start
	2 x 225 Ah 12 V Gel batteries stbrd generator start
	1 x 130 Ah 12 V night generator start
	4 x 200 Ah 12 V service battery group
	4 x 200 Ah 12 V emergency battery group
	1 x 200 Ah 12 V radio
<b>BATTERY CHARGERS</b>	Mastervolt
	2 x 100 Ah 24 V Automatic service
	1 x 40 Ah 24 V port engine and generator
	1 x 40 Ah 24 V stbd engine and generator
	1 x 20 Ah 24 V emergency charger
	1 x 25 Ah 12 V radio charger
<b>SHORE POWER</b>	380 V 50 Hz
	20m 380v Shore connection cable
	Copper strip ground system
	Emergency lighting overall
<b>SWITCHBOARDS</b>	AC group main switchboard in ER
	DC group main switchboard in ER
	AC group pump control panel in ER
<b>HYDRAULIC SYSTEM</b>	1 x 380 V Vac tank mounted power pack
	ABT.TRAC
	2 x PTO pumps connected to both gearboxes
	Bow thruster

Capstans  
 Windlasses  
 Metallic and rubber reinforced piping

## 8. GALLEY

- Lacquered wall panels
- Lacquered ceiling panels
- Non slip oak flooring
- Dark oak door to saloon
- Double overhead lockers and under counter cabinets with plate and cup restraints
- Work top Corian
- Sink and faucet Franke
- Rubbish Bin
- One full height fridge with freezer Siemens
- Built in Extractor Hood with fire damper Miele
- Built in electric ceramic hob with four cooking zones Siemens
- Built in oven Siemens
- Built in microwave Siemens
- Built in dishwasher Siemens
- Built in trash compactor Franke
- Ice maker Isotherm
- Weathertight door to port deck Bofor
- Overhead and counter lighting Cantalupi
- Switches and sockets B Ticino
- Extractor unit
- Air conditioning and heating fan coil
- Fresh air blower
- Fire extinguisher and Fire blanket

## LAUNDRY

- Washer dryer Siemens in lazarette
- 2 x Washing machines Data DZC 2200 on foredeck

## 9. BRIDGE EQUIPMENT

<b>CARTPLOTTER</b>	Raymarine Integrated Chartplotter system 3 G-Series Monitor Processors
<b>MONITOR</b>	4 x E120W Raymarine
<b>GPS ANTENNA</b>	3 X Raymarine
<b>KEYPADS</b>	4 x G Series Raymarine



<b>RADAR</b>	1 x Raymarine 4 kW 48" Open Ray HD
<b>RADAR DIGITAL</b>	1 x Raymarine 4 kW 72" Open Ray Super HD
<b>AUTOPILOT</b>	P70 Raymarine
<b>AUTOPILOT</b>	SPXSOL Smartpilot Core Pack Raymarine
<b>VHF</b>	Seataalk RAY55E Raymarine
<b>AIS</b>	650 Class B Transciever
<b>DEPTH TRANSDUCER</b>	ST70 Raymarine
<b>WIND TRANSDUCER</b>	ST70 Raymarine
<b>CAMERA</b>	DVR 8 Camera 500GB
<b>DOME CAMERA</b>	IR waterproof 8
<b>SEARCH LIGHTS</b>	HRX 150 Sanshin
<b>SATELLITE DOMES</b>	2 x 60 STV Raymarine
<b>TENDER CRANES</b>	Opacmare 3026.47 650 kg
<b>TENDER</b>	4.30m Novurania w/70Hp 4 stroke Yamaha outbrd
<b>WINDLASS</b>	DZC 2200: AISI316L Data
<b>CAPSTAN</b>	DHC 2200 Hkr: AISI316L Data
<b>PASARELLE</b>	Opacmare "Transformer" Aqua Signal
<b>EXTERIOR DOORS</b>	Bofor
<b>HATCHES</b>	Bofor
<b>UNDERWATER LIGHTS</b>	Sea Vision
<b>POWER MANAGEMENT</b>	Medmarine
<b>SEARCHLIGHTS</b>	Sanshin
<b>AWNING SYSTEM</b>	Multiplex
<b>HELM SEATS</b>	Crown
<b>REMOTE CONTROL UNIT</b>	Kobelt
<b>HORN</b>	Kahlenberg
<b>LIFE RAFTS</b>	Viking

## 11. FIREFIGHTING

- Automatic and Manual controlled one shot fire extinguishing system in ER
- Air intakes with remote controlled emergency shut down
- Fire extinguisher located throughout
- Stainless steel 316L type piping
- Central fire protection pump
- Fire detection alarm system with heat and smoke sensors
- Control panel in pilot house

- Ventilation damper shut off switches
- Inert Gas system with remote control from fire station

## **Exclusions**

---

Owner's personal belongings.

## **Disclaimer**



---

The Company offers the details of this vessel or yacht in good faith but cannot guarantee or warrant the accuracy of this information nor warrant the condition of the vessel. A buyer should instruct his representatives, agents, or his surveyors, to investigate such details as the buyer desires validated. This vessel or yacht is offered subject to prior sale, price change, or withdrawal without notice.






---



# PHOTOS

---









# CONTACTS

---

Andrey Shestakov, leading yacht broker of the sales department of Shestakov Yacht Sales Inc. Shestakov Yacht Sales Inc., the official representative of the Miami/Fort Lauderdale FL headquarters.

## Contact details

---

Email: **andrey@shestakovyachtsales.com**

Web: [shestakovyachtsales.com/en/](https://shestakovyachtsales.com/en/)

## Telephones

---

USA: **+1(954)274-4435**

## Office hours

---

Monday – Saturday: **9:00 - 21:00** EDT

Sunday: **closed**

## Address

---



Harbour Towne Marina, 850 NE 3rd St, STE 213, Dania, FL 33004