

NO NAME 112 WESTPORT — WESTPORT



Builder: WESTPORT

Year Built: 2009

Model: Motor Yacht

Price: PRICE ON APPLICATION

Location: United States

LOA: 112' 0" (34.14m)

Beam: 23' 5" (7.14m)

Min Draft: 5' 6" (1.68m)

Max Draft: 5' 9" (1.75m)

Cruise Speed: 20 Kts. (23 MPH)

Max Speed: 25 Kts. (29 MPH)

Our experienced yacht broker, Andrey Shestakov, will help you choose and buy a yacht that best suits your needs **NO NAME 112 WESTPORT — WESTPORT** from our catalogue. Presently, at **Shestakov Yacht Sales Inc.**, we have a wide variety of yachts available on our sale's list. We also work in close contact with all the big **yacht manufacturers** from all over the world.

If you would like to buy a yacht **NO NAME 112 WESTPORT — WESTPORT** or would like help answering any questions concerning purchasing, selling or chartering a yacht, please call **+1(954)274-4435**

TABLE OF CONTENTS

TABLE OF CONTENTS	2
SPECIFICATIONS	6
Overview	6
Basic Information	6
Dimensions	6
Speed, Capacities and Weight	7
Accommodations	7
Hull and Deck Information	7
Engine Information	7
DETAILED INFORMATION	8
Notable Features	8
Vessel Walkthrough	8
Aft Deck	11
Salon	11
Dining	12
Day Head	12
Galley / Dinette	12
Pilothouse	13
Audio & Video Equipment	13
Electronics	13
Guest Stateroom Forward	14
Guest Head Forward	15
Master Stateroom	15
Mid Guest Foyer	15
Master Head	16
Guest Stateroom / Port	16
Guest Head / Port	17
Guest Stateroom / Starboard	17

Guest Head / Starboard	17
Captain / Crew Quarters Aft	18
Fore Deck	19
Flybridge / Boat Deck	19
Interior / General	20
Construction / Exterior Finish	21
Electrical Equipment	22
Plumbing	23
Ground Tackle, Line Handling Equipment	24
Mechanical	24
Engine Room	25
Miscellaneous Equipment	26
Safety Equipment	26
Tender	26
Exclusions	27
Exclusions	27
Disclaimer	27
PHOTOS	28
Passerelle	28
Aft Deck / Seating	28
Aft Deck / Seating	28
Aft Deck /Seating	28
Aft Deck / Bar	28
Aft Deck / Bar	28
Aft Deck / Stairs	28
Salon	28
Salon	29
Salon	29
Salon / Dining	29

Dining	29
Dining	29
Day Head	29
Galley	29
Galley / Island	29
Galley / Seating	30
Galley / Seating	30
Pilothouse	30
Pilothouse / Seating	30
Captain's Desk	30
Lower Foyer	30
Master Stateroom	30
Master Stateroom	30
Master Stateroom	31
Master Head	31
VIP Stateroom	31
VIP Stateroom	31
Lower Foyer	31
Guest Stateroom	31
Guest Stateroom	31
Upper Helm	31
Flybridge	32
Flybridge / Seating	32
Flybridge /Bar	32
Bow	32
Bow Keyhole	32
Bow /Seating	32
Bow / Seating	32
Flybridge / Seating	32

Flybridge / Aft	33
Jacuzzi	33
Anchor	33
Winch	33
Port & Stbd Wing Controls	33
Tender	33
Life Raft	33
Engines	33
Swim Platform	34
General Arrangement	34
CONTACTS	35
Contact details	35
Telephones	35
Office hours	35
Address	35

SPECIFICATIONS

Overview

NOTABLE FEATURES

- Only raised panel Cherry wood interior 112' Westport built
- 1,000 original hours on main engines. 1,000 hour full service done October 2015
- A/Sea universal electric converter system
- Hydraulic Passerelle
- ALFA Laval centrifuge fuel polishing system
- Aft Deck boarding gates (port & starboard)
- EZ2CY full flybridge enclosure
- Additional Pullman berths in lower guest staterooms (port & starboard)
- Factory modification to crew quarters area to accommodate one additional head, shower and one additional berth (total 5 berths)
- Pilothouse 36" flat screen TV on lift system
- Fully-automated stainless steel entrance door

Basic Information

Category: Motor Yacht

Sub Category: Raised Pilothouse

Model Year: 2010

Year Built: 2009

Country: United States

Fly Bridge: Yes

Dimensions

LOA: 112' 0" (34.14m)

Beam: 23' 5" (7.14m)

Min Draft: 5' 6" (1.68m)

Max Draft: 5' 9" (1.75m)

Speed, Capacities and Weight

Cruise Speed: 20 Kts. (23 MPH)

Cruise Speed RPM: 1950 Kts.

Max Speed: 25 Kts. (29 MPH)

Max Speed RPM: 2350 Kts.

Displacement: 275000 Pounds

Water Capacity: 1000 Gallons

Holding Tank: 600 Gallons

Fuel Capacity: 5500 Gallons

Accommodations

Total Cabins: 4

Sleeps: 8

Total Heads: 5

Captain Cabin: True

Crew Cabin: 3

Crew Berths: 5

Hull and Deck Information

Hull Material: Fiberglass

Deck Material: Teak

Hull Configuration: Modified Deep Vee

Hull Designer: Jack Sarin

Interior Designer: Westport Design
Team

Engine Information

Manufacturer: MTU

Model: 16V2000

Engine Type: Inboard

Fuel Type: Diesel

DETAILED INFORMATION

Notable Features

- Only raised panel Cherry wood interior 112' Westport built
- 1,000 original hours on main engines.
- A/Sea universal electric converter system
- Hydraulic Passerelle
- ALFA Laval centrifuge fuel polishing system
- Aft Deck boarding gates (port & starboard)
- Additional Pullman berths in lower guest staterooms (port & starboard)
- Factory modification to crew quarters area to accommodate one additional head, shower and one additional berth (total 5 berths)
- Pilothouse 36" flat screen TV on lift system
- Fully-automated stainless steel entrance door

Vessel Walkthrough

AFT DECK: To starboard forward is a door to the aft crew accommodations, engine room, and Lazarette. To port is a wet bar with sink, granite countertops, and three Cherry gloss barstools. Mounted flush in the back of the house and fit with a Plexiglas protective panel is a Runco 37" television monitor. Behind the bar is a U-Line bin type under counter icemaker and a GE under counter beverage refrigerator. Ample storage is provided. Stowed in the bar locker is a portable fire extinguisher. To starboard is a curved companionway with teak overlay and stainless steel handrails up to the boat deck and flybridge. The aft deck is furnished with a large fully adjustable power pedestal mount table with varnished teak top. Aft of the table is bench seat with cushions and cover. There are six loose deck chairs with cushions and covers and port and starboard boarding gates. Port and starboard aft are Teak walk-downs to the swim platform. There are deck level lights and stainless steel handrails. The Teak overlay decks of the swim platform are protected via stainless steel hoop style handrails. At the swim platform corners are stainless steel "flat top" tender cleats. On centerline on the swim platform are flush sockets for a removable swim ladder. Port and starboard on the transom are line handling stations, each with stainless steel fairleads, stainless steel bolted cleats, and Maxwell 220 DC electric two-speed windlasses with flush-mounted footswitches. At each line handling station are lockers. In the port locker: (2) Glendenning Cablemaster 100-amp shore power cord retrieval system Dockside telephone/cable television connection Water wash-down quick connection In the starboard locker: Telephone type courtesy shower Potable water wash-down quick connection bib Centerline on the swim platform is a flush teak overlay hinged hatch to the gas tank and pneumatic pump. Also here is the gas tank fill. SALON: The salon features raised panel Cherry interior with high-gloss tops and edges and the seating

area consists of loose furniture: (1) large L-shaped couch, (2) swivel barrel chairs, (1) large arm chair and cocktail table. To starboard is a game table with four chairs. The entertainment center is aft with a Samsung TV, DVD Player, audio video center, and Crestron controller. To starboard is a small bar with Onyx countertop, wet sink, U-Line refrigerator and overhead speakers. The main salon and dining is one large area with the dining area forward. There are large fixed windows port and starboard and a glass after bulkhead with glass sliding doors. Electric blinds on the windows. The dining table is wood with seating for 8. There are Onyx buffets port and starboard with fitted and general storage port and starboard. In the fitted storage is a full dining service forward and starboard. GALLEY: Forward on the main deck is the galley/dinette area with raised panel Cherry interior with high-gloss tops and edges and large fixed windows port and starboard. The windows are fitted with blinds. The galley/dinette area has vinyl wood flooring with granite countertops and backsplashes. The dinette table is granite with circular leather seating for approximately eight. The dinette is forward separated from the galley by a low counter with three stools. Entertainment is provided by a Ronco TV with a Crestron touch screen controller. Overhead Cherrywood trim above dinette table. This 112 has ample countertops and cabinets with fitted and general storage. In the overhead is a drop down panel revealing the underside of the helm console. VIP STATEROOM: Starting forward accessible from a set of stairs from the galley/dinette area is a VIP stateroom with raised panel Cherry interior with high-gloss tops and edges. This stateroom has a centerline queen berth with storage underneath, settee to starboard, and an overhead hidden hatch. To port is a door to the marble head with glass enclosure. Midships is a cedar-lined closet. Entertainment is provided by an LG 26" LED TV, DVD/CD player and a Crestron touch screen controller. Alongside the bed is a Panasonic multifunction phone. Just outside the door is a storage locker. MAIN ENTRANCE FOYER: Aft of the galley on the starboard side are the main entrance foyer with a marble sole and a dogged and gasket side deck glass door with a glass panel alongside. Inboard is a set of circular stairs up to the wheelhouse. Aft inboard is a marble day head with glass sink. Aft is the salon and dining area. PILOTHOUSE: The raised pilothouse with raised panel Cherry interior and high-gloss tops and edges is accessed from the starboard foyer. The raised pilothouse has one Stidd helm chair with a large U-shaped lounge with storage underneath and table aft. To port is a navigation desk with chair. There is a 3-panel windshield with fixed side windows. There is approximately 270 degree visibility. There are washers and wipers on the three center windows. Aft is a set of stairs and a sliding hatch to the flybridge. To starboard is a large flat screen TV on a pop-up lift. There is also a Crestron controller. SECOND MAIN DECK FOYER: Portside is a second main deck entrance foyer with marble sole. There is a dogged and gasket glass door with a glass side panel. Forward is a set of circular stairs down to the guest accommodations. On the inboard side in the foyer is a utility room with a wine cooler, under-counter refrigerator and Miele full-size washer and dryer. There is also a ¾ door to access the area under the pilothouse which houses most of the audio/video equipment. LOWER GUEST FOYER: The lower guest foyer is accessible from the main port side deck foyer. The guest foyer is Onyx with a small Onyx counter and cabinet beneath. The stairs lift up to reveal storage. In back of the

storage area is a water heater and air handler. MASTER STATEROOM/MASTER STATEROOM HEAD: Forward through a set of double doors is the master stateroom with raised panel Cherry interior with high-gloss tops and edges and centerline king bed. Note: This bed is on a lift to access the storage beneath. This cabin has a large settee and opening portholes. Port aft is a large cedar lined walk-in closet with Amsec digital safe. Entertainment is provided by a Runco 42" Plasma TV and Crestron controller. Forward are two Onyx heads divided by a large Onyx shower. These heads have opening portholes, toilets and washbasins. GUEST STATEROOMS/GUEST STATEROOM HEADS: Aft are two similar staterooms with raised panel cherry interior with high-gloss tops and edges. Both have twin lowers that convert to king berth with Pullman berth above. Each stateroom has opening portholes, cedar-lined closet, LG 27" LED TV, DVD player, Crestron controller and Panasonic multifunction phone. Each cabin has an Onyx head with toilet, washbasin and enclosed shower. CREW ACCOMMODATIONS: The crew accommodations are aft entered primarily through the door on the starboard side of the aft deck or the dogged and gasket watertight transom door. See crew layout. FLYBRIDGE: Forward on centerline is a fully-instrumented helm with stainless steel destroyer type wheel and two Stidd pedestal mount helm and companion chairs. The helm and companion chairs are fit with cushions and covers. The helm is protected via a full cover. To port is a sliding stainless steel framed hatch down to the pilothouse. Port and starboard wing stations and controls are stowable on a lift system. Each wing station consists of the following: • MTU electronic main engine controls • Jastram rudder angle indicator • Main engine start/stops • Bow thruster control • Jog steering control Seen fit in the overhead of the flybridge are flush-mounted lights and Poly Planar marinized stereo speakers. On deck are deck level lights and marinized stereo speakers. Port sided aft is a CCTV camera dome. The decks are cleared via scuppers with stainless steel grates. Seen carried to port inside the bulwarks is a man overboard throw-ring. Aft of the flybridge station is a large lounge with cushions and covers. To port on the flybridge is a wet bar with four pedestal mount stools, stainless steel foot rails, and manufactured Teak bar top and granite back. Behind the bar is a gas grill. Below is a storage locker. Adjacent is a U-Line two-drawer refrigerator/freezer. Beneath the bar there's ample storage and a portable fire extinguisher. On centerline aft from the flybridge are three steps down to the boat deck. UPPER BOAT DECK: The upper boat deck features teak decks. Forward to starboard is an L-shaped seating area with cushions and covers. Fitted here is a manufacturer stone pedestal mount cocktail table. To port is a hot tub with cushion top, cover and storage beneath. Mounted on the hot tub base is a man overboard throw ring and Category 1 McMurdo Category I GPIRB. In racks welded to the handrails port and starboard are two Zodiac 8-person SOLAS A pack canister life rafts on hydrostatic releases. To port is seen a 2500lb Nautical Structure davit. To starboard of centerline on the boat deck is a hard bottom inflatable on removable aluminum chocks. There are engine room ventilation grills port and starboard. To starboard from the boat deck is a sliding fiberglass hatch to the aft deck companionway. Centerline off the boat deck overhang is a stainless steel flagstaff and stern light. The boat deck is cleared via scuppers with stainless steel grates. Seen mounted through the bulwarks port and

starboard on the bridge sides are the fiberglass whip antennas. Nautical RIB 15 DL hard bottom inflatable with 90 HP Yamaha and 2500lb Nautical Structure davit.

Aft Deck

- TV 37" Plasma
- Satellite Receiver
- 2 pairs of speakers
- Crestron 2-Way Touch Panel Control
- Bar has icemaker, refrigerator, solid surface top, sink with hot and cold water, bar storage and a barware cabinet in portside bulwark
- Furniture includes molded-in settee with cushions, one Teak dining/cocktail table on stainless pedestals with hydraulic high/low features, six Teak dining chairs, and three Teak bar stools (all Teak listed is high-gloss with covers)
- Storage lockers located in bulwarks
- (1) Spiral staircase down to crew quarters and (1) up to boat deck
- GE Refrigerator
- U-Line Icemaker

Salon

- Raised buffets port and starboard, lower side buffets: Stone with crescent edge tops. Outboard cabinets are Cherrywood veneer high-gloss tops and edges
- Sofa and love seat placed in "L- configuration" with 3 occasional chairs, cocktail table, and end tables portside; game table with 2 chairs to starboard
- Walk-up bar with combo U-Line refrigerator/ice maker, and storage. Bar top has Cherrywood veneer top with high-gloss Cherry edge and inlayed stone behind doors. Mirror polished stainless round sink, and chrome faucet
- Storage for CD's, videotapes and DVD's
- Ultra-suede Vinyl headliner
- Silhouette blind with fixed Roman shade valance in custom blind pocket. Vertiglide blinds in aft salon
- Large 4-panel polished stainless steel sliding door, weather tight, and direct bonded glass TV 42" Plasma
- Surround Sound Receiver
- Surround Sound Speaker System w/ powered sub
- Satellite Receiver
- DVD/CD Player
- Crestron 2-Way Touch Panel Control
- UPS Battery Back-up
- MAIN DECK FOYER: Large entry in foyer on starboard side. Niche with stone top with crescent edge

- COMPANIONWAY FLOORING: Marble tile in port and starboard companionways and aft salon entry

Dining

- Veneered dining table top and base with glass inserts and eight chairs
- (2) Mirrored Lucite storage cases
- Perimeter soffit with crown molding and rope lighting
- Domed overhead ceiling feature (oval) over the dining area, with dining pendant and overhead ceiling feature in salon

Day Head

- Headhunter Royal Flush Hydro Vac toilet
- Mirrored overhead
- Vanity light
- Marble vanity top with black Kohler Caxton under-mount sink
- Jado Wynd faucet & accessories platinum nickel finish
- Accessories include towel ring, soap dish, covered toilet tissue holder; ceiling light fixture
- Marble tile flooring and marble wainscoting

Galley / Dinette

- TV 42" Plasma
- Satellite Receiver
- (1) pair of speakers
- Crestron 2-Way Touch Panel Control
- Stainless Kohler extra deep sink with Kohler cutting board and Grohe soap dispenser
- Grohe Lady Lux faucet
- Amtico commercial Vinyl flooring in a hardwood pattern with elegant inlaid border
- Overhead detail: Perimeter soffit with crown molding and rope light
- Cabinets: Khaya cabinetry, including cabinets along starboard wall under windows
- Stone countertops with crescent edge
- Sub-Zero Refrigerator
- U-Line Wine Cooler
- Miele Novotronic Washer & Dryer
- Dinette settee with built-in storage. Cherrywood with high-gloss tops and edges; table stone with crescent edge

PANTRY: Walk-in pantry located off of port companionway. Pantry has storage, washer, dryer, under-counter refrigerator and under-counter wine cooler

Pilothouse

- Wooden 24" Destroyer type helm station wheel
- MTU Integrated engine controls, control head
- DDC/MTU Engine instrumentation
- Stain-resistant carpeting
- Ultra-suede bulkheads & Ultra-suede headliner
- Black Spinneybeck leather control console with leather dash hoods
- Chart drawers adjacent to console
- Leather settee with Cherrywood table with high-gloss tops and edges, and stainless steel grab rail
- Stidd 500-XL Helm chair with low back helm chair with fabric or leather which matches settee
- Cherrywood desk with high-gloss tops and edges and stool
- Sliding hatch to flybridge
- Leather counter
- Bronze Mirror Aft bulkhead
- Built-in bookcase
- HVAC with linear slot diffusers in soffit and overhead
- Windshield Mesh sunscreen cover
- Clock/Barometer: 6" Weems & Plath
- (1) pair of speakers
- Crestron 2-Way Touch Panel Control
- UPS Battery Back-up
- Whole Boat Audio Signal

Audio & Video Equipment

Kaleidescape System: (1) Movie server and 5 movie players includes the Movie and Music License and a Lifetime Music Guide and Software Update Service. There is one dedicated player in the Master Stateroom, and the remaining four are shared to all other locations.

Electronics

14-Station digital phone system. All stations have speaker phones for intercom and paging. Phone system is connected to Satcom, Cell Phone and Shore Phone for voice lines throughout. Cordless phone units (5total) are located in the Master Stateroom-1, Pilothouse-1, Galley-1 and Salon-2 (one intended for Aft Deck). The Pilothouse has a fix-

mounted phone with an LCD display. A single shore connection is provided aft with a 100 ft. combo Telephone / CATV shore cord Fleet Broadband FB250 Satellite telephone Sea Tel 3004 satellite TV system with 1 remote satellite receiver located in doghouse, to be shared by crew lounge and captain's quarters. 7 satellite receivers: aft deck, salon, galley, master stateroom, VIP stateroom, port and starboard guest staterooms (2) Furuno FAR-2117 radars with 19" LCD display and repeater on flybridge Telular cellular phone system Furuno FCV1200BB-P with 15" LCD monitor depth sounder Furuno GP-90D in pilothouse and flybridge GPS NAVIGATION/ELECTRONIC CHART SYSTEM: Transas Navisailor NS3000 ECS with 19" LCD display and charts from Seattle, Washington to Ft. Lauderdale, Florida RADIOS: a) VHF - (2) Icom M602 VHF radios in pilothouse and one command mic on flybridge b) VHF - Raytheon 53 VHF radio installed in tender c) SSB - Icom M802 w/ automatic antenna tuner (2) Hailer horns, integrated with VHF radios WIND, DEPTH AND SPEED: B & G with HS2000 full-function display Simrad AP50 Autopilot in pilothouse and on flybridge Intelisea Model IS-1 (VIC) Security system CAMERA SYSTEM: Elbex 12V DC hi-resolution color, fixed camera on the aft deck, port and starboard side decks, and full pan zoom tilt camera in the engine room WEATHER INFORMATION: X-M Satellite Weather running on ships computer with OCENS WeatherNet and GRIB Explorer weather monitoring software connected via Fleet33 Satcom Northern Airborne Technology NA-S1520 G.P.I.R.B. Naiad Multisea II Stabilizer Internet connectivity thru the satellite telephone with a broadband router attached and two wireless remote access points (one forward and one aft) for remote connection throughout the boat ST 60 Digital Depth Sounder located in captain's quarters Computer with wall mounted monitor located at Nav Station in Pilothouse

Guest Stateroom Forward

- Queen berth, upholstered headboard, and the bunk rail lifts up on gas springs to storage below. Berth flat extends from the pedestal to create a recess for under-mount rope lighting Recessed Halogen room and reading lights. Indirect rope accent lighting under berth and above soffit
- TV 26" LCD
- Satellite Receiver
- DVD/CD Player
- (1)pair of speakers
- Crestron 2-Way Touch Panel Control
- UPS Battery back-up
- Bronze mirrors on forward bulkhead above headboard. Clear full-length mirror on wardrobe door
- Walk-in wardrobe, lined with aromatic cedar, automatic light, closet rod and cedar shelf with keeper
- Cherrywood raised panel cabinets with high-gloss tops and edges
- Hatch over berth, 24" round hatch
- Cherry trim

Guest Head Forward

- Headhunter Royal Flush Hydro Vac toilet
- Custom molded fiberglass with Euro-style frameless tempered glass door and Grohe and Jado fixtures
- Sealed shower light
- Kohler Vintage sink with Jado Wynd fixtures, silver platinum nickel finish
- Mirror above vanity
- Recessed Halogen room lights and vanity lighting Stone flooring
- Stone counters with crescent edge
- Jado Wynd accessories, platinum nickel finish. One each: soap dish, covered toilet tissue holder, towel bar, towel ring, robe hook

Master Stateroom

- BERTH: California King (72" x 84") berth, upholstered headboard, and the bunk rail lifts up on gas springs to storage below. The pedestal has two raised panel drawers built-in. Berth flat extends from the pedestal to create a recess for under-mount rope lighting
- Recessed Halogen room lights
- (2) Reading lights
- (2) Table lamps for end tables
- Indirect rope accent lighting under berth and above soffits
- Special lighting outboard at hull side behind roman blinds
- Overhead lights (rope lights) above berth
- Bronze mirrors on bulkhead above headboard. Clear mirror on inside wardrobe door
- Walk-in wardrobe, lined with aromatic cedar, automatic light, closet rod and cedar shelf with keeper
- Raised Cherrywood counters with high-gloss tops and edges
- Opening portlight with privacy covers
- TV 42" Plasma
- Surround Sound Receiver
- Surround Sound Speaker System w/ powered sub
- Satellite Receiver
- Crestron 2-Way Touch Panel Control
- UPS Battery Back-up
- Cherry trim
- Sofa
- Digital safe in walk-in closet

Mid Guest Foyer

- Bronze overhead mirror with Cherry trim
- Console, Cherry cabinet with stone top
- Marble tile flooring
- Overhead lighting
- Guest stairs have lift-up section to allow for storage

Master Head

- (2) Headhunter Royal Flush Hydro Vac toilets
- Marble shower with Grohe and Jado fixtures. Euro-style frameless tempered glass doors and chrome latches
- (2) Kohler Vintage sinks with Jado Wynd fixtures. Platinum nickel finish
- (2) Mirrored medicine cabinets. Lighted make-up mirrors above each vanity, also includes two free- standing vanity stools. Fixed mirrors on forward bulkhead
- A-look mirror with Bosley molding and Ultra-suede trim headliner
- Recessed Halogen room lights and vanity lights
- Marble tile flooring Marble counters with crescent edge. A narrow extension of vanity counter continues onto forward bulkhead
- BATH ACCESSORIES: Jado Wynd accessories, platinum nickel finish. (2) each: soap dish, covered toilet tissue holder, towel bar, towel ring, robe hook

Guest Stateroom / Port

- Queen berth, upholstered headboard, and the bunk rail lifts up on gas springs to storage below. The pedestal has two raised panel drawers built-in. Berth flat extends from the pedestal to create a recess for under-mount rope lighting
- Recessed Halogen room lights
- (2) Reading lights
- Indirect rope accent lighting under berth and above soffits
- TV 26" LCD
- Satellite Receiver
- DVD/CD Player
- (1) Pair of speakers
- Crestron 2-Way Touch Panel Control
- UPS Battery Back-up
- Bronze mirrors on aft bulkhead above headboard. Clear full-length mirror on outside wardrobe door
- Wardrobe lined with aromatic cedar, automatic light, closet rod and cedar shelf with keeper
- Cherrywood counters with high-gloss tops and edges
- Roman shade and blind
- Portlights, opening with privacy cover

- Cherry trim

Guest Head / Port

- Headhunter Royal Flush Hydro Vac toilet
- The shower is molded fiberglass. Grohe and Jado fixtures with Euro-style frameless tempered glass doors with chrome hardware. The shower includes a sealed light
- Kohler Vintage sink with Jado Wynd fixtures. Platinum nickel finish
- Wall mirror above vanity
- Recessed Halogen room lights
- Vanity lighting
- Stone tile flooring
- Stone counters with crescent edge
- Bath accessories: Jado Wynd accessories, platinum nickel finish. One each: soap dish, covered toilet tissue holder, towel bar, towel ring, robe hook

Guest Stateroom / Starboard

- Twin berths, and upholstered headboard. The pedestal has one raised panel drawer built-in. Berth flat extends from the pedestal to create a recess for under-mount rope lighting. The inboard berth is movable
- Recessed Halogen room lights
- (2) Reading lights
- Indirect rope accent lighting under berth and above soffits
- TV 26" LCD
- Satellite Receiver
- DVD/CD Player
- (1) Pair of speakers
- Crestron 2-Way Touch Panel Control
- UPS Battery Back-up
- Bronze mirrors on aft bulkhead above headboard. Clear full-length mirror on outside wardrobe door
- Aromatic cedar-lined wardrobe with automatic light, closet rod and cedar shelf with keeper
- Cherrywood counters with high-gloss tops and edges
- Roman shade and blind
- Portlights, opening with privacy cover
- Cherry trim

Guest Head / Starboard

- Headhunter Royal Flush Hydro Vac toilet
- The shower is molded fiberglass. Grohe and Jado fixtures with Euro-style frameless tempered glass doors with chrome hardware. The shower includes a sealed light
- Kohler Vintage sink
- Jado Wynd fixtures, platinum nickel finish
- Wall mirror above vanity
- Recessed Halogen room lights
- Vanity lighting
- Stone tile flooring
- Marble counters with crescent edge
- Bath accessories: Jado Wynd accessories, platinum nickel finish. One each: soap dish, covered toilet tissue holder, towel bar, towel ring, robe hook

Captain / Crew Quarters Aft

- All the way aft in crew area to starboard is first crew stateroom with head and sink. Upper and lower twin berths, separate stall shower. Forward to starboard is second crew stateroom with upper and lower twin berth, head with sink & separate stall shower. Granite countertops in heads; across hall is crew refrigerator and sink. Just aft is the captain's cabin to port with walk-around, full-size berth. Head with sink and stall shower and full-size Miele washer/dryer under electrical panel.
- Captain has a full-size berth innerspring pillow top mattress and storage below
- 110V AC recessed room lights and 24V DC reading lights
- LG 26" LED TV
- Satellite Receiver
- (1) Pair of speakers
- Handheld Crestron Remote
- Safe (berth)

CREW

- TV 20" LCD (DVD Combo) & Satellite Receiver
- (3) Twin berths with innerspring pillow top mattresses and storage below
- Clear full-length mirror on inside wardrobe door
- Aromatic cedar-lined with automatic light, double doors, closet rod and cedar shelf with keeper

CREW LOUNGE

- TV 26" LCD
- Satellite Receiver
- DVD/CD Player

- (1) Pair of speakers
- Sub-Zero built-in refrigerator
- Tappan Microwave
- (2) GE upright, under-counter freezers
- GE washer and dryer
- Tappan Microwave
- Surface counters with crescent edge
- Duette blinds
- Cherry trim

CAPTAIN / CREW HEADS

- Galley Maid toilets
- Freshwater plumbed and discharged into holding tank
- Custom-molded fiberglass shower with tempered glass doors and Grohe fixtures. Sealed shower light
- Kohler Bolero sinks with Grohe fixtures
- Mirror on medicine cabinet
- Low-voltage recessed room lights and vanity lighting
- Amtico commercial vinyl flooring in a hardwood pattern including Vinyl base molding
- Solid surface counters with crescent edge
- Bath accessories: Ginger hardware. (1) Each: soap dish, toilet tissue holder, towel bar, tumbler holder, towel ring, robe hook

Fore Deck

- (1) Pair of speakers
- Hand-held Waterproof Crestron Remote
- BOW SUN LOUNGE: With Vinyl cushions and cover
- KEYHOLE SEAT: Molded keyhole settee with cushion and cover
- LOCKER: 110 Outlet inside with lights

Flybridge / Boat Deck

MAST: Welded aluminum and composite with electronics, anchor light HARD TOP: Composite construction covering flybridge Deck has 24v overhead deck lighting WET BAR: Solid surface white sink and top, TV jack, icemaker under bar, refrigerator near BBQ, grill with hood and cover, and four bar stools WHEEL (FLYBRIDGE): (1) 24" stainless steel, Destroyer type TENDER LIFTING BRIDLE: Nautica or equal DAVIT: Hydraulic powered Nautical Structures (or equal) crane features 359 degrees of rotation, wireless proportional control, and a 2,500 lb. load capacity CHOCKS: Removable, for tender RAILS: Stainless rails with mid rail around boat deck HELM

SEATS: (2) Stidd 500-XL Low Back helm chairs with footrests AIR HORN: Kahlenberg T2-figure 372, with ½" air strainer HOT TUB: Molded-in spa with sun pad top and storage below SUN PAD: With cushions and covers SETTEE: Molded settee with cushions and hinged seating for storage below on flybridge and without storage on boat deck TABLES: (3) Fixed oval tables with solid surface tops FLAGSTAFF: Stern flagstaff with 5' x 8' U.S. flag WING STATIONS: Port and starboard wing stations on flybridge. Stations include electronic engine controls with synchronizer, jog lever, bow thruster control, rudder angle indicator, main engine start/stop and covers HELM STATION: With engine controls, engine instrumentation and electronics VENTURI: Custom ¼" Per-spec in stainless frame U-Line Refrigerator Scotsman Icemaker Electri-Chef Grill 2 pairs of speakers Hand-held Waterproof Crestron Remote The following gear and equipment is seen on the flybridge top:

- Kahlenberg triple trumpet air horn
- Carlisle and Finch remote searchlight
- (2) GPS antennas
- Speco hailer speaker
- KVH Thrane and Thrane TracPhone Inmarsat dome
- Anemometer boom
- Sea Tel dome antenna
- Anchor light
- (2) Furuno radar arrays
- (3) Aft facing floodlights
- Night vision camera

Interior / General

SHOWER DOORS: Euro-style frameless with clear tempered glass, except crew and captain's quarters WALLCOVERINGS: Wallpaper HEADLINERS: Insulated with 3M Thinsulate and sheathed with vinyl headliner, Ultrasuede material. Whisper Wall system for easy removal CARPETING: High quality stain-resistant with lead foam sound pad on main deck over engine room HEADS: Guest heads Wall surface and overhead is vinyl covered except for shower which shall be high-gloss fiberglass. Master Head wall surface and overhead is vinyl covered except A-look mirror feature trimmed with Sapele. Heads are equipped with ¼" thick wall mirror, toilet tissue holder, towel bar and soap dish. Vanity tops will be stone HEAD FLOORS: Floors are stone WARDROBES: Sheathed with aromatic cedar on ceilings (headliner material in master and forward guest) and walls with automatic light fixture, closet rod, and shelf lined with aromatic cedar with cedar keeper DOOR HARDWARE: GSV German hardware DOORS: Passage doors have an internal honeycomb structure from Nida-Core (H8PP with Twintex grid) with styles/rails, panels, and inlay as specified. Master Stateroom, Guest Staterooms, VIP Staterooms, and Day Head door design as follows: Styles/rails - quartered Khaya; Panels - book-matched Khaya Crotch; Inlay - ebonized wood. All Crew door design as

Follows: Styles/rails - Anigre; Panels - Chevron pattern Anigre; Inlay - ebonized wood
COUNTER TOPS:

- Galley countertops: Granite with crescent edge
- Dinette counter tops: Tops are recessed raised Cherry with high-gloss tops & edges , except for dinette table, which is granite with crescent edge
- Main salon: Stone tops with crescent edge
- Dresser tops and nightstands: Tops are Cherry with high-gloss tops and edges
- Crew quarters and crew galley: Solid surface with crescent edge

STAIRWAYS: Stairway to flybridge is rubber treads with Cherry trim including non-skid insert. All other interior stairs are carpeted. Small oval lights are inset for safety. Pilothouse stairs are carpeted, with Cherry trim including non-skid inserts. Stairway down to guest foyer has lift-up section for luggage storage HANDRAILS: One at each stairway, 1½" stainless steel mirror polished, except two laminated Cherry handrails (one each side) at stairway down to lower foyer, and one laminated Cherry handrail at stairway to forward guest stateroom VALANCES/BLINDS: Valances and blinds in main salon, galley/dinette, starboard companionway, captain and crew quarters. Roman shades and blinds in master stateroom, port and starboard guest staterooms and heads HVAC: Salon, galley, dining area, pilothouse and all staterooms are air-conditioned. Master stateroom, salon, galley, pilothouse, and guest staterooms will have linear diffusers for even temperature control. Master & Guest Staterooms have chill chaser units VENTILATION: Eight exhaust fans, two in the master head and one in the other heads BUILT-IN FURNITURE: Crew area doors, drawers, trim, berths, dressers, nightstands and vanities are Anigre and Maple. All other areas have raised panel cabinetry and trim, berths, dressers, nightstands and vanities are raised panel Cherry with high-gloss tops and edges SINKS: Kohler china bowls under-counter type. Bates & Bates sink in forward guest stateroom. Captain and crew are stainless MATTRESSES: Innerspring pillow top mattress CARPET RUNNERS: Carpet runners include salon, galley, and pilothouse

Construction / Exterior Finish

GENERAL: Hull is fiberglass mat and roving with Airex PVC core. Hull includes an outer layer of fiberglass laminated with an anti-blister type resin. Engine stringers and hull stiffeners to be laid up with fiberglass and foam type construction. House structure will be fiberglass and foam construction. Interior deck and bulkheads to be fiberglass sandwich type construction RUBRAIL: Molded-in fiberglass and high-density foam lower and middle guards with stainless half-oval rub strip. Solid PVC sheer (upper) guard with stainless half-oval rub strip HATCHES:

- 24" round Freeman for forward guest stateroom
- (1) Stainless/aluminum sliding hatch to flybridge
- (1) Freeman cast aluminum round bow deck hatch to chain locker

- (1) Hatch from aft deck to flybridge
- (1) Hatch from crew quarters companionway to Lazzarette
- (1) Hatch to the Attic

HULL (BOTTOM): 2-Layers of anti-blister epoxy and two coats of Micron 66 black bottom paint PAINT: Alex seal high-gloss polyurethane. Hull, house, and weather deck color to be Westport White WINDOWS: Frameless, bonded with Ultra Glaze, ¼" Solar Gray tempered glass. Forward pilothouse windows 3/8" clear STAINLESS RAILS: Transom stairs port and starboard, stern, flybridge, bow, and boat deck sides, boat deck aft. All railings are 1 ½" mirror polished stainless except swim step which are 2". Boat deck and swim step rails have mid-rails MAIN DECK (EXTERIOR): Aft Deck, Swim step, steps to Aft Deck from Swim step, and steps from Aft Deck to Boat Deck, teak over composite; all other exterior decks are non-skid over composite EXTERIOR DECK SETTEES: Molded fiberglass with cushions and covers

- Flybridge Settee to starboard
- Boat Deck "L" Settee
- Aft Deck Lounge Settee
- Fore Deck Keyhole Settee
- Fore Deck Bow Locker Settee

THRU-HULLS: All thru-hull fittings below waterline to be bronze with bronze valves and bonding BULWARKS: Fiberglass with polyurethane finish CAPRAIL: Fiberglass with polyurethane finish INSULATION: The hull is cored with PVC foam which serves as insulation. The house is also cored with various materials which provide insulation. Overhead surfaces will have 3M Thinsulate insulation for both thermal and acoustic properties. The engine room shall include a combination of fiberglass and barrier materials with perforated, white powder-coated aluminum liner on the ceiling, hull sides, and forward & aft bulkheads PORTLIGHTS: Watertight slot shaped with privacy covers UNDERWATER LIGHTS: 4 across stern SOUND ATTENUATION: Sound isolation in accommodation area by sound isolated wall

Electrical Equipment

VESSEL INFORMATION CONTROL SYSTEM: IntelliSea Model IS-1 - Vessel Information and Control (VIC) system. Items on safety control panel as follows: All eight bilge switches monitored for water detection. 2 gray water pumps monitored for operation Gray water boxes have alarms on backup pumps. Blackwater tank alarmed at 75% and 98% full levels Fourteen combo smoke with heat sensors: 6 in crew quarters, captain's quarters, engine room and crew lounge, in forward guest stateroom and guest staterooms, 3 in galley, salon and master, 2 in pilothouse and doghouse Thirteen smoke alarms: 5 in crew quarters, captain's quarters, and crew lounge, 3 in forward guest stateroom and guest staterooms, 3 in galley, salon and master stateroom, 2 in pilothouse and doghouse Four CO alarms in crew staterooms, Capt. Stateroom, and

crew galley Security system: Aft door, crew door, salon door, port and starboard doors, flybridge hatch, and forward guest stateroom hatch monitored for unauthorized entry Control of AC supply switching from all available sources with Volts, Line 1/Line 2 Amps & KW monitored for each generator Tank levels monitored; 3 fuel tanks and 2 fresh water tanks Flybridge grill lid closed alarm BATTERIES: All AGM cell type batteries. Two banks of two 8-D, 225-amp batteries, wired in series for starting main engines (total of four) and two 8-D, 225-amp batteries, one for each generator starting. One 24V battery bank for ship's service and one 12V DC 2 8-D 225-amp battery bank for electronics BATTERY CHARGERS: Chargers include one 70-amp 12V DC for electronics, one 95-amp 24V DC for ship's service bank, one 40-amp 24V DC for main engine bank and one 40-amp 12V DC for generator bank DEFROSTERS: Three (3) King heater/defrosters on pilothouse console PILOTHOUSE CHART LIGHTS: (3) 12V red DC chart lights: (one at navigator's area, one at captain's desk, and one at dash flat over stairs to main deck) COMPASS: One Ritchie Globe Master F-600 in pilothouse, one B&G display on flybridge DISTRIBUTION PANELS: Panels to have engraved faceplates EXTERIOR LIGHTING: The Fore Deck, House sides, Aft Deck stair and Flybridge overhead lights are all controlled from the Pilothouse switch bank. The Aft Deck Lights are switched locally ISOLATION TRANSFORMER: (2) 100-amp Westport Acme/WPSY isolation transformers with one step automatic voltage adjustment LIGHTNING PROTECTION: With hull Dyna plate and lightning antenna READING LIGHTS: All staterooms have 110V reading lights and 110V receptacles for table lamps RECESSED LIGHT FIXTURES: Halogen fixtures INDIRECT LIGHTING: 24V DC and 110V AC rope lighting SEARCHLIGHT: (1) Carlisle Finch 200 Watt Xenon located on mast with dual controls SHORE POWER: (2) 100 amp - 240v single phase shore feeds with Glendenning Cablemaster cord reels at port bustle. TV and phone outlet located at port bustle with one 100' TV/phone cord SHOWER LIGHTS: 24V with white trim MAIN DISTRIBUTION PANEL: Located in crew area. Designed to be functional with all necessary circuit breakers and transfer switches and, to provide proper operation of AC and DC circuits GENERAL LIGHTING: Vimar and Leviton receptacle and switching throughout NAVIGATION LIGHTS: Perko CRESTRON: Audio/Video distribution controlled by Crestron system through wireless control. Lighting controls with switched and dimmed Crestron automation.

Plumbing

WATER TANKS: Are aluminum with interior epoxy coating and an approximate tank capacity of 1,000 gallons. VIC monitoring system and sight tube level indicators WATERMAKER: (2) Sea Recovery SRC AWC 1400-2 (2,800 gallons per day total) WATER FILTERS: 5 micron sediment filters with UV sterilization light FRESHWATER SYSTEM: Two 220V AC pumps and one 24V DC backup pressure pump with tank HOT WATER HEATERS: One 80-gallon and one 38 gallon HOT AND COLD WATER SHOWER: In starboard locker on the swim step FRESHWATER WASH-DOWN: With quick disconnects on fore deck, boat deck and aft deck. BELOW DECKS GRAYWATER

SYSTEMS: Two graywater boxes fitted with screens; also, supply and discharge lines for all showers. Forward & aft sump tank will have sump pumps and 24V DC backup pumps HOLDING TANK: Tank is composite with an inspection hatch. Tank is electronically monitored and has an approximate capacity of 600 gallons. Headhunter MSD treatment with PLC touch screen, and Auto-Chlor treats black and grey water

Ground Tackle, Line Handling Equipment

BOW:

- Dual Poole style 300 lb. polished stainless steel anchors with polished stainless steel anchor plates
- (1) 250', one 350' x 5/ 8" chain for two anchors
- 5/ 8" chain rollers, stoppers, and devil's claws
- (2) VWC 4500# Maxwell, hydraulic winches with band brakes
- Anchor chain wash-down system
- STERN:
- (2) Maxwell 3500# 24V DC capstans

GENERAL:

- Dock lines: 6 - 60", 1", braided nylon with 36" eye splice
- Bitts: 8 - 1'-7" stainless steel
- Hawse eyes: 6 stainless hawse eyes forward, 2 stainless steel hawse eyes at swim grid, plus 2 additional cleats at stern for shore boat tie-off
- Fenders: Four F-7 series (15" x 41") and four Nautica International (5' x 1'4") white fenders with nylon rope, covers, and pump
- Fender cleats: 8 (4 per side) with stainless steel rub rail
- Fender Hangers: Qty. 4

Mechanical

MAIN ENGINES: (2) MTU/DDC 16V2000 engines, rated at 2000 Hp, four-station MDEC controls, integrated station selection and shifter control, MDEC synchronizer and underwater exhaust GENERATORS: (2) 65kW 1800 rpm Northern Lights with compound mounts, sound shields, InSep (internal water/exhaust separation/mufflers). Water temperature, oil pressure and hour meters are installed on main distribution panel in crew quarters. Both generators have remote start/stop in Pilothouse. PTO and hydraulic pump installed on both generators for full redundancy AIR COMPRESSOR: 220V 2hp compressor located in the engine room will operate horn, gasoline pump, and general engine room air supply BOWTHRUSTER: American Bow Thruster 16"-40HP hydraulic single prop with four-station controls FUEL AND WATER FILL PIPES: Fuel fills with dual fill/vent pipes vented overboard for fast filling. A second, smaller vent, vented

overboard is provided for normal operation. Two fills for water tanks FUEL TANK: ¼" 5086 alloy aluminum with dual fills and standard vents. VIC monitoring and sight tube level indicators. Approximate capacity: 5500 gallons GAS TANK: 100-gallon gas tank under hatch on swim step will include an air operated diaphragm pump and fill nozzle FUEL FILTERS: (1) Dual Sea Pro 8 with isolation valve for each main engine and one Dual Racor 75/500 for each generator FUEL GAUGES: Sight tubes located in engine room and VIC monitoring FUEL TRANSFER SYSTEM: Fuel transfer pump will have a flow meter and timer FIRE SUPPRESSION: Engine Room has a FM200 fire suppression system with manual/automatic controls; also, additional fire suppression is located on the electrical distribution panel. The system is tested and issued a certification of inspection by an authorized inspector LUBE OIL CHANGE SYSTEM: 60-gallon lube oil tank with deck fill, fill spigot, 60-gallon lube oil waste tank with deck fill, drain spigot, and portable extraction pump with quick disconnects on pump and all engines RUDDERS: Cast urethane foil-shape rudders with stainless stocks; 7.6 square feet RUDDER BEARINGS/SEALS: Fiberglass sleeves with PYI bearings, dripless seals, and spare seals in carrier PROPELLERS: 48" Michigan Nibral 5-blade custom wheels SHAFTS: Four-inch Aquamet 22-H.S. SHAFT LOG AND PACKING GLANDS: Shaft logs to be one-piece fiberglass construction with PYI dripless packing gland with water crossover from engines. Shaft log will be bonded into hull STRUTS: Cast bronze of Vee design STABILIZER SYSTEM: Naiad model #353 with 12 sq. ft. fins, single-station control, with oil level warning, unloading valve kits and dual pumps with gauge kits WINDSHIELD WIPERS/WASHERS: Exalto windshield wipers with electronic control panel with synchronization and washers for three wipers STEERING: Jastram power steering with dual engine-driven pumps and four steering stations: Pilothouse, Flybridge, and Port & Starboard wing stations on Flybridge. Stations include indicator, start/stop buttons, and covers BONDING: All bronze thru-hulls to be bonded with #8 or heavier wire and connected to transom zincs and shaft wipers ZINC ANODES: Will be installed on hull at transom and secured on stainless steel studs and tied to the bonding system. Included are shaft zincs AIR CONDITIONING: Chilled water system with air handlers in salon, pilothouse, galley, all staterooms, and crew area. Make-up air system is included. Chiller unit will include variable frequency drives (approximate capacity of 18 tons) BILGE MONITORING: 8 remote-mounted bilge float switches and VIC alarms on all float switches BILGE PUMPS: Emergency fixed bilge pump system includes two electric 230V AC pumps with 1 ½" PVC lines to each major compartment with check valves, strainers, and priming system

Engine Room

- ENGINE ROOM FLOOR: Removable wood floorboards with black tile vinyl floor covering
- TOOL BOX: 8-drawer with tools
- PAINT PACKAGE: Bright white
- CABINETS: One storage cabinet on aft port bulkhead above workbench, one

storage base cabinet on aft starboard wall, and two storage cabinets on forward bulkhead one port and one starboard

- WORK BENCH: Stainless steel work bench with 4" vise
- AIR HOSE: 18' self-coiling with quick disconnect
- DOOR: Pacific Coast Marine watertight door

Miscellaneous Equipment

- BOARDING STAIR: (1) 7-step carbon fiber with handrails on both sides, brackets at port and starboard gates, stowed on starboard bulwark
- BOAT HOOK: (1) 1 ½" x 8' with chrome plated hook end
- COVERS: Sunbrella Snap-On covers for flybridge bar, tables, settee, 4 bar stools, 2 helm chairs, instrument console, tender, bow seat and aft deck seating, and boarding stair in stowed position. A black mesh windshield cover is provided in the Pilothouse CUSHIONS: Aft deck settee, bow seat, flybridge settee and sun pad. Sunbrella fabric cushions with dry fast foam fill
- SHORE ADAPTERS: (1) Charles smart "Y" 100
- FLAGSTAFFS: Stern flagstaff rigged with 1/ 8" nylon line, and bow jack staff rigged with 1/ 8" nylon line; both rigged per standard yacht practice. Courtesy flag halyards on mast
- PASSERELLE: MarQuipt, manual SWIM LADDER: Four step swim ladder

Safety Equipment

- LIFE RAFT: (2) 8-man Zodiac life rafts
- LIFE PRESERVERS: (13) Coast Guard-approved adult life preservers with water lights, and (6) Coast Guard-approved child life preservers with water light
- RING BUOYS: (2) 24" diameter ring buoys secured on exterior of vessel
- FLARES: Flare kit
- BELL: Perko 179 ship's bell per Coast Guard regulations, stored in doghouse
- FIRE EXTINGUISHER: Dry chemical type to be installed in suitable locations; three - 10 lb., five - 5 lb., and six 2½ lb.
- GPIRB: Northern Airborne Technology NA-S1520
- MEDICAL KIT: Zee #155 with soft case
- SAFETY TETHERS: Track and car system under soffit, above salon windows and above pilothouse windows
- SAFETY STEPS: Recessed into transom

Tender

NAUTICA: 15' Wide-body ST with 4-stroke 90hp Yamaha outboard motor and includes

the following: starboard console, VHF radio with fold down antenna, compass, depth sounder, polished stainless steel rails, transom ladder, and lifting bridle

Exclusions

Exclusions are to include but are not limited to, all owner's personal items. A detailed list of exclusions to be provided at time of sale, upon written request.

Exclusions


Owner's personal belongings.

Disclaimer


The Company offers the details of this vessel or yacht in good faith but cannot guarantee or warrant the accuracy of this information nor warrant the condition of the vessel. A buyer should instruct his representatives, agents, or his surveyors, to investigate such details as the buyer desires validated. This vessel or yacht is offered subject to prior sale, price change, or withdrawal without notice.

PHOTOS


Passerelle



Aft Deck / Seating




Aft Deck / Seating



Aft Deck /Seating




Aft Deck / Bar



Aft Deck / Bar



Aft Deck / Stairs



Salon




Salon




Salon




Salon / Dining




Dining




Dining




Day Head



Galley




Galley / Island



Galley / Seating




Galley / Seating




Pilothouse




Pilothouse / Seating



Captain's Desk



Lower Foyer




Master Stateroom




Master Stateroom




Master Stateroom




Master Head




VIP Stateroom




VIP Stateroom




Lower Foyer



Guest Stateroom



Guest Stateroom



Upper Helm



Flybridge



Flybridge / Seating




Flybridge / Bar




Bow




Bow Keyhole



Bow / Seating



Bow / Seating



Flybridge / Seating




Flybridge / Aft



Jacuzzi




Anchor



Winch




Port & Stbd Wing Controls



Tender



Life Raft



Engines



Swim Platform



General Arrangement



CONTACTS

Andrey Shestakov, leading yacht broker of the sales department of Shestakov Yacht Sales Inc. Shestakov Yacht Sales Inc., the official representative of the Miami/Fort Lauderdale FL headquarters.

Contact details

Email: **andrey@shestakovyachtsales.com**

Web: shestakovyachtsales.com/en/

Telephones

USA: **+1(954)274-4435**

Office hours

Monday – Saturday: **9:00 - 21:00** EDT

Sunday: **closed**

Address



Harbour Towne Marina, 850 NE 3rd St, STE 213, Dania, FL 33004