

## JADE 95 — JADE YACHTS



**Builder:** JADE YACHTS

**Year Built:** 2009

**Model:** Expedition Yacht

**Price:** PRICE ON APPLICATION

**Location:** Taiwan

**LOA:** 93' 5" (28.47m)

**Beam:** 24' 8" (7.50m)

**Min Draft:** 7' 7" (2.30m)

**Cruise Speed:** 10 Kts. (12 MPH)

**Max Speed:** 12 Kts. (14 MPH)

Our experienced yacht broker, Andrey Shestakov, will help you choose and buy a yacht that best suits your needs **Jade 95 — JADE YACHTS** from **our catalogue**. Presently, at **Shestakov Yacht Sales Inc.**, we have a wide variety of yachts available on **our sale's list**. We also work in close contact with all the big **yacht manufacturers** from all over the world.

If you would like to buy a yacht **Jade 95 — JADE YACHTS** or would like help answering any questions concerning purchasing, selling or chartering a yacht, please call **+1(954)274-4435**

---

# TABLE OF CONTENTS

---

TABLE OF CONTENTS	2
SPECIFICATIONS	3
Overview	3
Basic Information	3
Dimensions	3
Speed, Capacities and Weight	4
Accommodations	4
Hull and Deck Information	4
Engine Information	5
DETAILED INFORMATION	6
Introduction	6
Jade's Unique Features	6
Overview of the vessel	6
Engine Compartments & Equipment	7
DECK GEAR and FITTINGS	7
NAVIGATION EQUIPMENT	7
DOMESTIC EQUIPMENT	8
Exclusions	8
Disclaimer	8
PHOTOS	10
CONTACTS	13
Contact details	13
Telephones	13
Office hours	13
Address	13

---

# SPECIFICATIONS

---

## Overview

---

Jade 95 is hull # 8 from a series of internationally successful expedition yachts. Quality construction by Jade Shipyard in steel with an aluminium superstructure promises a world class yacht designed for long distance ocean cruising. Launched in 2009, she has always been owned by Jade Shipyard and exclusively used by the directors of the shipyard. She has been kept by the yard and the yacht's crew in immaculate condition with very little usage. Jade 95 has always been berthed in a boathouse out of the weather. Jade 95 is a long range expedition yacht with accommodation for up to 8 guests and 3-4 crew. Her accommodation is luxuriously and stylish appointed and apart from her interior comfort, she provides large protected outside areas for maximum watersports fun. In addition there is a large tender garage which carries a Williams jet tender with space for a variety of watersports toys. From her reliable Caterpillar C18 main engines, her comprehensively equipped navigation bridge to her extensive entertainment areas this yacht is the pocket super yacht that can take her guests almost anywhere on the planet!

## Basic Information

---

**Category:** Expedition Yacht

**Model Year:** 2009

**Year Built:** 2009

**Country:** Taiwan

**Fly Bridge:** Yes

## Dimensions

---

**LOA:** 93' 5" (28.47m)

**LWL:** 78' 11" (24.05m)

**Beam:** 24' 8" (7.50m)

**Min Draft:** 7' 7" (2.30m)

---

## Speed, Capacities and Weight

---

**Cruise Speed:** 10 Kts. (12 MPH)

**Cruise Speed Range:** 3500

**Max Speed:** 12 Kts. (14 MPH)

**Max Speed RPM:** 2200 Kts.

**Displacement:** 440924.524 Pounds

**Water Capacity:** 1743.5355432  
Gallons

**Holding Tank:** 528.344104 Gallons

**Fuel Capacity:** 10038.537976 Gallons

---

## Accommodations

---

**Total Cabins:** 4

**Total Berths:** 4

**Sleeps:** 8

**Total Heads:** 5

**Crew Cabin:** 2

**Crew Berths:** 3

**Crew Sleeps:** 4

**Crew Heads:** 1

---

## Hull and Deck Information

---

**Hull Material:** Steel

**Deck Material:** Teak

**Hull Configuration:** Displacement w/  
Bulbous Bow

**Hull Color:** fag blue

**Hull Finish:** Steel

**Hull Designer:** Jade Shipyard

**Exterior Designer:** Jade Shipyard

**Interior Designer:** Jade Shipyard

---

## Engine Information

---

**Engines:** 2

**Manufacturer:** Caterpillar

**Model:** C18

**Engine Type:** Inboard

**Fuel Type:** Diesel

---

# DETAILED INFORMATION

---

## Introduction

---

Jade 95, a strongly built long range expedition yacht with comfortable accommodation for up to 8 guests and 4 crew. Built to Bureau Veritas class standards with Class Notation "Hull-Yacht-Motor:Unrestricted Navigation" suggests that there have been no compromise to quality of construction and safety. Due to her heavy displacement hull design with the additional aid of zero speed ABT active stabilisers, Jade 95 is extremely comfortable under way at sea. her guests have a good choice of interior and exterior areas to find their preferred spot at sea. Her total accommodation is 400 sq Meter. The Caterpillar main engines (twin C18/875 HP) give her a speed of 10-12 knots with a range of plus 3,500 NM. Twin Onan 50KW generators will supply all the electrical power needed to live a life in luxury plus all the functionality needed by a ship at sea. No compromise to comfort! There is ample room to store a range of fun water sports toys and tenders, dive gear, bikes etc. Buy her now and start a cruise of a lifetime in Asia to anywhere you wish!

## Jade's Unique Features

---

Jade 95' unique features may be summarised as follows:

- Steel/aluminium construction for unrestricted navigation
- Large volume displacement hull provides approx 400 sam of space
- Economic machinery gives 3500 NM plus range
- Yard owned, lightly used in top condition
- Comprehensive specification leaves little to desire
- Large toy/tender garage
- Large top deck for open air entertaining
- Accommodation for 8 guests and 3-4 crew

## Overview of the vessel

---

The large volume displacement hull of Jade 95 offers a total of 400 SqM of liveable on board space. FLYBRIDGE (55 SQM) The flybridge has a fully equipped navigation station forward. Two seating areas are complemented by a large bar with 5 seats. The bar is again fully equipped to serve F&B. A large subbed area at the back adds to the chill out experience! BRIDGE DECK (109 SQM) Forward of the bridge deck is the navigation bridge with seating accommodation for guests. In the middle is a very comfortable sky lounge, often considered to be the most used space on the boat! Aft is a large open deck with multipurpose seating arrangements. MAIN DECK (132SQM) The very large and luxurious master cabin with ensuite is located forward. The large galley is located

amidships and the very spacious lounge and dining areas is in the aft section. Large sliding doors open to a covered aft deck area which could be used for al fresco dining. LOWER DECK (SQM 104) Forward is the crew area with two crew cabins, bathroom, crew mess storage and service areas. Amidships are three spacious guest cabins with ensuite bathrooms. Further aft is the large engine room and the tender garage.

---

## Engine Compartments & Equipment

---

The engine room benefits from a clear and logical lay out with all equipment easily accessible for service and maintenance. Machinery includes:

- Twin Cat C18, 651 KW @ 2200 RPM (Main Engines Port 2293 hrs, SB 2293 hrs)
- Twin ZF 2000 gearboxes
- Twin 4 blade ni-al bronze propellers
- Twin Onan 50KW generators (port and starboard 2241 hrs)
- Hydraulic Marol steering gear
- Hydraulic Wesmar bow and stern thrusters @ 75 HP
- One pair Hydraulic Zero Speed ABT hydraulic stabilisers
- Alfa Laval Oil water separator
- Racor duplex filters
- Desmi waste oil pump
- Desmi Bilge and GS pump
- Desmi fire fighting pump
- Demi emergency diesel driven fire/bilge pump
- Hydraulic system for gangway, garage door, swimming ladder, tender crane, stabilisers, capstans, windlasses
- Atlas shore power converter
- Mastervolt chargers and inverter
- Mastervolt batteries

---

## DECK GEAR and FITTINGS

---

The mooring equipment includes:

- 2x Pool-TW anchors
- Maxwell hydraulic anchor windlass
- 2x hydraulic capstans
- Fenders
- Lines

---

## NAVIGATION EQUIPMENT

---

Jade 95 provides 4 control positions. Bridge, Fly Bridge and Wing Stations port and

starboard. The Control stations are fully integrated so that the yacht may be operated from any of these stations. The propulsion system includes twin propellers, bow and stern thrusters which make manoeuvring this yacht an easy task. A comprehensive fire alarm system has been fitted with a fire alarm panel on the bridge connected to fire alarms smoke and heat detectors throughout the yacht. Safe first! The navigation equipment includes: Radar: Simrad Chart System: Simrad Gyro Compass: Simrad Autopilot: Simrad Echosounder: Simrad Wind: Simrad Speed: Simrad Camera System: Boning The communications Equipment includes: PBX: Panasonic VHF: Simrad VHF Handheld: Simrad SSB: Simrad Imarsat C: Simrad Iridium: Simrad Navtex: Simrad Weatherfax: Simrad Radar SART: Simrad EPIRB: Simrad AIS: Simrad

---

## DOMESTIC EQUIPMENT

---

- GALLEY:
- Siemens Fridges and Freezers
- Siemens Coffeemaker
- Siemens Microwave
- Siemens 5 burner Hob
- Siemens Hood
- Siemens Oven
- Siemens Dishwasher

### FLYBRIDGE

- Siemens Fridge
- BBQ Hotplate
- Icemaker

---

## Exclusions

---

Owner's personal belongings.

---

## Disclaimer

---

The Company offers the details of this vessel or yacht in good faith but cannot guarantee or warrant the accuracy of this information nor warrant the condition of the vessel. A buyer should instruct his representatives, agents, or his surveyors, to investigate such details as the buyer desires validated. This vessel or yacht is offered







subject to prior sale, price change, or withdrawal without notice.



---

# PHOTOS

---







# CONTACTS

---

Andrey Shestakov, leading yacht broker of the sales department of Shestakov Yacht Sales Inc. Shestakov Yacht Sales Inc., the official representative of the Miami/Fort Lauderdale FL headquarters.

## Contact details

---

Email: **andrey@shestakovyachtsales.com**

Web: [shestakovyachtsales.com/en/](https://shestakovyachtsales.com/en/)

## Telephones

---

USA: **+1(954)274-4435**

## Office hours

---

Monday – Saturday: **9:00 - 21:00** EDT

Sunday: **closed**

## Address

---



Harbour Towne Marina, 850 NE 3rd St, STE 213, Dania, FL 33004