

NO NAME 34 HINCKLEY — HINCKLEY



Builder: HINCKLEY

Year Built: 2015

Model: Cruiser

Price: PRICE ON APPLICATION

Location: United States

LOA: 34' 3" (10.44m)

Max Draft: 1' 10" (0.56m)

Cruise Speed: 28 Kts. (32 MPH)

Max Speed: 30 Kts. (35 MPH)

Our experienced yacht broker, Andrey Shestakov, will help you choose and buy a yacht that best suits your needs **NO NAME 34 Hinckley — HINCKLEY** from our catalogue. Presently, at **Shestakov Yacht Sales Inc.**, we have a wide variety of yachts available on our sale's list. We also work in close contact with all the big **yacht manufacturers** from all over the world.

If you would like to buy a yacht **NO NAME 34 Hinckley — HINCKLEY** or would like help answering any questions concerning purchasing, selling or chartering a yacht, please call **+1(954)274-4435**

TABLE OF CONTENTS

TABLE OF CONTENTS	2
SPECIFICATIONS	4
Overview	4
Basic Information	4
Dimensions	4
Speed, Capacities and Weight	4
Accommodations	5
Hull and Deck Information	5
Engine Information	5
DETAILED INFORMATION	6
Hull and Deck	6
Cockpit	6
Pilothouse	7
Interior Below	8
Galley	8
Head (Aft Starboard)	8
V-Berth (Forward)	8
Electrical System	9
Mechanical Equipment	9
Additional Equipment	10
Exclusions	10
Disclaimer	10
PHOTOS	11
CONTACTS	13
Contact details	13
Telephones	13
Office hours	13
Address	13

SPECIFICATIONS

Overview

Palm Beach estate home has this perfect flag blue 2015 Talaria 34 for sale. Maintained to perfection and always stored on a custom lift. Pleasant intercoastal cruising, has only registered 70 hours on the main engines since new. Owner desires to move up to a much larger yacht and would like his T34 to be sold immediately. This is a great opportunity to own a low hour highly maintained 2015 Hinckley and can be delivered immediately.

Basic Information

Category: Cruiser

Sub Category: Express

Model Year: 2015

Year Built: 2015

Country: United States

Dimensions

LOA: 34' 3" (10.44m)

LWL: 31' 5" (9.58m)

Max Draft: 1' 10" (0.56m)

Clearance: 11' 0" (3.35m)

Speed, Capacities and Weight

Cruise Speed: 28 Kts. (32 MPH)

Max Speed: 30 Kts. (35 MPH)

Displacement: 14400 Pounds

Water Capacity: 35 Gallons

Holding Tank: 28 Gallons

Fuel Capacity: 160 Gallons

Accommodations

Total Cabins: 1

Total Berths: 1

Total Heads: 1

Hull and Deck Information

Hull Material: Composite

Engine Information

Engines: 2

Manufacturer: Yanmar

Model: 6BY2

Engine Type: Inboard

Fuel Type: Diesel

DETAILED INFORMATION

Hull and Deck

Hinckley composite construction. Fiber/E-glass outer skin. Corecell M Foam for core. Carbon fiberglass internal structure. Laminated with vinylester resin infusion molding process. Decks are E-glass outer and inner skin with Corecell M Foam for core.

- Flag Blue awlgrip topsides
- Light cream gelcoat cabin house and deck
- Single bootstripe that matches the color of the deck
- Red bottom antifouling paint
- Fiberglass molded extrusions with stainless steel half round rubrails
- Heavy-duty fiberglass swim platform painted to match hull color with molded nonskid to match deck color, stainless steel supports and half round rubrail
- Stainless steel 3-step folding swim ladder that stores under platform
- Swim handle on transom, painted to match the hull

DECK FEATURES:

- Foredeck anchor locker with flush hinged hatch
- Varnished Teak toe rail rounded and tapered
- Eyebrow molding around cabin top is varnished Teak
- Handrails on cabin house, pilothouse top and across aft end of pilothouse are all stainless steel
- Custom 316L stainless steel bow chocks
- Bow and stern fixed stainless steel mooring cleats
- "Pull-up" mid-rail cleats
- Fender padeyes with chafe strips on toe rail
- Pilothouse top has fiberglass mast with radome and GPS antenna custom painted to match deck color
- Three fixed port lights on cabin house sides. One does open in the head (port light in head also has screen)
- One oversized low-profile hatch in cabin with removable screen
- Two oversized low-profile hatches on pilothouse top

Cockpit

The cockpit features comfortable seating with forward and aft facing seats. Transom door provides easy access to the swim platform.

COCKPIT FEATURES:

- All cushions covered in Luxor Leather Soft Touch Vellum(ivory) with red piping
- High gloss varnished Teak coaming caps
- Custom built Teak step box for port or starboard side boarding
- Teak boarding step on port and starboard sides
- Transom door located on starboard side
- Cockpit shower with hot and cold water at transom door
- Storage under seat lockers
- Stamoid cockpit cover

Pilothouse

- Four custom oversized frameless stainless steel pilothouse windows - two fixed front windows and two manual sliding side windows
- Pilothouse front windows have heavy duty, self-parking, intermittent windshield wipers with fresh water washers
- Two oversized low profile hatches in overhead. Adjustable arm allows hatches to be held open when boat is underway for ventilation
- Two seats, port and starboard. Covered with Luxor Leather Soft Touch Plus Vellum(ivory with red piping)
- Cushioned settees port and starboard covered in Luxor Leather Soft Touch Plus Vellum (ivory with red piping)
- Insulated white headliner
- Three overhead low-voltage halogen lights on dimmers
- Storage under pilothouse settees, port and starboard
- Four cup holders in the pilothouse and helm area
- Varnished Teak locking companionway door
- Ivory Stamoid 3-piece drop curtains with Eisenglass windows
- Stamoid covers made for interior windows of pilothouse

HELM STATION (STARBOARD)

- Varnished Teak instrument pod
- Stainless steel steering wheel with varnished wood rim
- Hinckley "JetStick II", the newest edition JetStick. The JetStick integrates forward and aft motion, steering, and bow thruster into single joystick. JetStick II adds "heading hold" to the system as well as improved user controls.
- Engine gauges, tachometer with digital engine data display, oil pressure, cooling water temperature and fuel level.
- 12-Volt plug outlet at helm for personal electronics

HELM ELECTRONICS AND NAVIGATIONAL EQUIPMENT

- Upgraded Raymarine E125 Radar/Chart plotter/depth finder: 12.5" multifunction color chart plotter/radar with 4kw digital Raydome custom painted to match deck.

Differential GPS antenna.

- Standard Horizon VHF radio with RAM mic

ENTERTAINMENT ELECTRONICS

- Clarion FM/CD Satellite receiver ready Stereo with iPod connection
- Two pairs of speakers - pilothouse and cockpit

Interior Below

The interior is finished in satin-varnished cherry wood. The cabin sole is varnished teak and tulipwood. Louvered cherry wood locker doors and five Frigast stainless steel bulkhead lights add to the cabin ambience.

Entry is from the pilothouse companionway to the galley to port, private head to starboard and the V berth accommodations forward.

Galley

- Countertop is Aurora Corian
- Polished stainless steel sink with Corian cover
- Stainless steel front loading refrigerator
- 110-Volt outlet
- Three cherry wood pullout drawers
- Red step-light in galley
- Additional storage is provided under the galley sink

Head (Aft Starboard)

- Solid cherry wood paneled door
- Molded fiberglass sole for easy cleaning
- Corian Aurora Countertop with porcelain sink
- Grohe faucet/hand held shower provides hot & cold pressured water
- Sealand Vacu-Flush electric marine head, 28-gallon polyethylene integrated holding tank with deck fitting
- Mirror on the forward bulkhead with cherry wood frame
- Storage is provided by cherry wood faced lockers above and below counter
- Opening port light with screen

V-Berth (Forward)

- V-berth bed cushions upholstered in Sunbrella Navy with Vellum piping
- A comfortable double berth is formed with an insert
- Storage lockers under V-berth has easy-access drop-front door port and starboard
- Large storage compartments located mid and forward areas of the berth
- Overhead opening hatch with screen

Electrical System

Low resistance, copper wire and sacrificial zinc anode bonding system. Zinc saver.

12-VOLT SYSTEM:

- Start - Two 12-volt AGM Group 31 batteries with 880 CCA capability each
- House - Two 12-volt AGM GPL-4DA - 210 amps each
- Heavy-duty battery parallel switch allows emergency starting
- 12-Volt distribution panel using thermal-magnetic breakers with volt and amp meters
- Two 150 amp 12-volt D.C. alternators, one for house batteries and one for starting batteries
- 30-Amp charger for house and start batteries
- 30-Amp - 110v shore power cord

Mechanical Equipment

- Twin Yanmar 6BY2-260hp common rail diesel engines
- Hamilton 242 Jet Drives
- Twin ZF transmissions
- Proportional electric 7" bow thruster
- Hinckley custom JetStick II control system is integrated with the proportional electric bow thruster
- Dual cylinder stainless steel trim tabs with indicator controls at helm
- Analog fuel, oil pressure and water temperature gauges
- Alarms for high-low oil pressure, high engine water temperature and hydraulic pressure
- Power assist hydraulic steering system
- Three electric 1500-GPH 12-volt bilge pumps with float switches and high water alarm
- Whale emergency bilge pump - mounted in engine room and accessible through the day hatch
- In-line 12-volt automatic shower sump pump
- 28-Gallon polyethylene holding tank
- 3-Gallon stainless steel hot water heater - shore power and engine heated
- 35-Gallon polyethylene water tank

- One 160 gallon polyethylene fuel tank
- Mylar-faced acoustical foam-lined insulation in engine room and on bridge deck hatch
- Engine room forced-air exhaust fan
- Baffled and insulated air intake
- Automatic engine compartment fire suppression system with automatic engine shut-down

Additional Equipment

GROUND TACKLE SYSTEM

- Fortress aluminum anchor with 25' stainless steel chain with 150' rope

EQUIPMENT

- Varnished bow burgee pennant staff with flush socket
- Stern mounted varnished Teak ensign pole and flush socket
- Boat hook - mounted under side deck
- Dock lines and fenders with fleece covers
- Cockpit shower/water outlet with hot & cold mixing valve
- Life jackets
- Fire extinguishers
- 12-Volt air horn with switch on dash





Exclusions

Owner's personal belongings.

Disclaimer

The Company offers the details of this vessel or yacht in good faith but cannot guarantee or warrant the accuracy of this information nor warrant the condition of the vessel. A buyer should instruct his representatives, agents, or his surveyors, to investigate such details as the buyer desires validated. This vessel or yacht is offered subject to prior sale, price change, or withdrawal without notice.

PHOTOS





CONTACTS

Andrey Shestakov, leading yacht broker of the sales department of Shestakov Yacht Sales Inc. Shestakov Yacht Sales Inc., the official representative of the Miami/Fort Lauderdale FL headquarters.

Contact details

Email: **andrey@shestakovyachtsales.com**

Web: shestakovyachtsales.com/en/

Telephones

USA: **+1(954)274-4435**

Office hours

Monday – Saturday: **9:00 - 21:00** EDT

Sunday: **closed**

Address



Harbour Towne Marina, 850 NE 3rd St, STE 213, Dania, FL 33004