

POLAR EXPRESS — AZIMUT



Builder: [AZIMUT](#)

Year Built: 1986

Model: Motor Yacht

Price: PRICE ON APPLICATION

Location: United States

LOA: 95' 0" (28.96m)

Beam: 20' 0" (6.10m)

Max Draft: 6' 0" (1.83m)

Our experienced yacht broker, Andrey Shestakov, will help you choose and buy a yacht that best suits your needs **Polar Express — AZIMUT** from **our catalogue**. Presently, at **Shestakov Yacht Sales Inc.**, we have a wide variety of yachts available on **our sale's list**. We also work in close contact with all the big **yacht manufacturers** from all over the world.

If you would like to buy a yacht **Polar Express — AZIMUT** or would like help answering any questions concerning purchasing, selling or chartering a yacht, please call **+1(954)274-4435**

TABLE OF CONTENTS

TABLE OF CONTENTS	2
SPECIFICATIONS	3
Overview	3
Basic Information	3
Dimensions	3
Speed, Capacities and Weight	4
Accommodations	4
Hull and Deck Information	4
Engine Information	4
DETAILED INFORMATION	5
Vessle Walkthrough	5
Galley	5
Electronics	5
Deck and Hull	6
Electrical Equipment	6
Mechanical Equipment	7
Tender	7
Safety & Fire Protection	7
Exclusions	7
Disclaimer	8
PHOTOS	9
CONTACTS	17
Contact details	17
Telephones	17
Office hours	17
Address	17

SPECIFICATIONS

Overview

This beautiful Azimut had an extensive refit by Port Townsend Marine in 2006, which took the better part of a year and cost approximately two million dollars. The refit included:

- **New CAT 3412 engines**
- **New ZF transmissions and all controls**
- **9' hull extension**
- **Additional 1000 gallon fuel tank**
- **Additional third 16KW generator**
- **New rear decks and upper deck area**
- **4,000 lbs all directional remote wireless controlled davit**
- **Spectacular enclosed sky lounge**

This yacht was completely refitted to the wishes of an experienced Alaskan cruiser. This yacht provides multiple systems for safety and ease of operation.

If you are planning extended cruising... you have found your yacht!

Basic Information

Category: Motor Yacht

Model Year: 1986

Year Built: 1986

Refit Year: 2006

Country: United States

Fly Bridge: Yes

Cockpit: Yes

Dimensions

LOA: 95' 0" (28.96m)

Beam: 20' 0" (6.10m)

Max Draft: 6' 0" (1.83m)

Speed, Capacities and Weight

Water Capacity: 600 Gallons

Holding Tank: 200 Gallons

Fuel Capacity: 4000 Gallons

Accommodations

Total Cabins: 3

Total Heads: 4

Crew Berths: 2

Crew Heads: 1

Hull and Deck Information

Hull Material: Fiberglass

Engine Information

Engines: 2

Manufacturer: Caterpillar

Model: 3412E

Engine Type: Inboard

Fuel Type: Diesel

DETAILED INFORMATION

Vessle Walkthrough

The full beam master stateroom features a queen berth, L-shaped settee, ample storage and separate entrances to the his-and-hers head -- each with sink, toilet and one with a shower and the other with a situp tub. One guest stateroom features two single berths and ensuite head and the second guest stateroom features three single berths and ensuite head. The Forward guest stateroom is the crew area with dinette/lounge, two full washer/dryers, crew stateroom with bunk berths and head. The captains stateroom has a double berth and head.

The spacious salon features a large sofa and chair to seat eight and a formal dining table also seats eight. A wet bar and entertainment center can be found along the starboard side. Just forward to starboard is the day head and galley. The companionway has a door to the starboard side deck, steps up to the raised pilothouse and leads forward to the office/den. This room has a large leather sofa and desk with HP printer/fax/copier and overhead storage cabinets.

The raised pilothouse features a complete helm station with a helm chair, doorway to the port side decks, watchberth and stairs leading up to the "Skylounge". The "Skylounge" includes a helm station to starboard and raised double settee to port. Just aft is a large chest freezer and wet bar with icemaker, refrigerator and sink. Further aft is a large U-Shaped settee surrounded by stainless framed windows providing panoramic views. A stainless framed door leads aft to the boat deck.

Galley

- Lounge commercial Stainless Steel refrigerator/freezer
- Frigidaire dishwasher
- GE Microwave oven
- Whirlpool trash compactor
- Thermador range and oven
- Three Ice Makers at wet bar locations

Electronics

- Six control stations with four remotes
- Nobeltec 6KW open array Radar
- Nobeltec 4KW open array Radar
- Two computers
- Six flat panel monitors

- Nobeltec software for each computer
- Two Furuno RD-30 depth sounders
- Two Icom IC-M602 VHF/Hailers with two remote mics
- Flir/Raymarine directional Night Vision
- Raymarine Ray430 loudhailer
- Video camera system (engine room/aft deck) with four monitors
- Two Comnav 5001 Autopilot
- Furuno FCV-620 color fishfinder
- Furuno satellite compass
- Two compasses
- KVH TracPhone
- Seatel Satellite Dome & TV Systems

Deck and Hull

- Two DBC 6-person life rafts
- Two EPIRB's
- Davit -- full directional control -- 4,000 lbs
- Stainless steel propane BBQ
- Two ACR searchlights
- Underwaters lights on transom
- Dive compressor
- Hoshizaki 150 lb dry icemaker
- Hinged radar mast
- Two 50 X 240 shore power aft receptive
- Two 50 X 240 shore power bow receptive
- Two Navy style 200 lbs anchors
- Village Marine SVW 800 watermaker
- Two Lofrans windlass

Electrical Equipment

- John Deer 45KW generator with sound shield
- Kubota 32KW generator with sound shield
- Northern Lights 16KW generator with sound shield
- (4) 8D 12V wet cell in (2) 24V main engine start banks
- (4) 8D 12V gel cell on 24V house bank
- (2) group 31 sealed wet cell in (2) 12 V generator start banks
- (2) 8D 12V gel cell for davit
- (1) group 27 12V wet cell in lazarette
- Magnum MM1212 inverter
- 120 VAC chest type freezer in lazarette

Mechanical Equipment

- Twin Caterpillar 3412E 1400hp -- installed 5/06
- ZF Transmission -- installed 5/06
- Engine pre-lube and block heaters
- Hydraulic steering
- Bow Thruster
- Electronic fuel transfer
- ZF electronic engine controls -- six stations
- ZF engine synchronizers
- Two 600 GPD watermakers -- with dual media filters
- Kidde Marine SBS Series fire extinguishing system
- Tank Sentry system (fuel, water and black tanks)
- Headhunter sanitation system
- Marine air heat & air conditioning system -- New 2009
- Fire fighting full system pumps & hose in engine room
- Engine pre-lube system on both engines
- Block heaters on main engines
- Triple Racor 791000 MAX with manifold per engine fuel filters

Tender

- 18' Novurania 1998
- 130hp Honda 4-stroke
- Furuno depthsounder
- Standard VHF
- Garmin GPS
- 60 gallon gasoline tank with fill nozzle for tender

Safety & Fire Protection

- Two ACR remote 24 VDC searchlights
- Two DVC 6-man canister pack life rafts with hydrostatic releases
- Two 406 EPIRBS
- Two 24" liferings
- Fire fighting full system pumps & hose -- stern, bow & engine room




Exclusions

Owner's personal belongings.

Disclaimer

The Company offers the details of this vessel or yacht in good faith but cannot guarantee or warrant the accuracy of this information nor warrant the condition of the vessel. A buyer should instruct his representatives, agents, or his surveyors, to investigate such details as the buyer desires validated. This vessel or yacht is offered subject to prior sale, price change, or withdrawal without notice.

PHOTOS


















CONTACTS

Andrey Shestakov, leading yacht broker of the sales department of Shestakov Yacht Sales Inc. Shestakov Yacht Sales Inc., the official representative of the Miami/Fort Lauderdale FL headquarters.

Contact details

Email: **andrey@shestakovyachtsales.com**

Web: shestakovyachtsales.com/en/

Telephones

USA: **+1(954)274-4435**

Office hours

Monday – Saturday: **9:00 - 21:00** EDT

Sunday: **closed**

Address



Harbour Towne Marina, 850 NE 3rd St, STE 213, Dania, FL 33004