

## TRUE NORTH — BOSTON WHALER



**Builder:** BOSTON WHALER

**Year Built:** 2010

**Model:** Center Console

**Price:** PRICE ON APPLICATION

**Location:** United States

**LOA:** 37' 0" (11.28m)

**Beam:** 11' 5" (3.48m)

**Cruise Speed:** 28 Kts. (32 MPH)

**Max Speed:** 42 Kts. (48 MPH)

Our experienced yacht broker, Andrey Shestakov, will help you choose and buy a yacht that best suits your needs **True North — BOSTON WHALER** from **our catalogue**. Presently, at **Shestakov Yacht Sales Inc.**, we have a wide variety of yachts available on **our sale's list**. We also work in close contact with all the big **yacht manufacturers** from all over the world.

If you would like to buy a yacht **True North — BOSTON WHALER** or would like help answering any questions concerning purchasing, selling or chartering a yacht, please call **+1(954)274-4435**

# TABLE OF CONTENTS

TABLE OF CONTENTS	2
SPECIFICATIONS	4
Basic Information	4
Dimensions	4
Speed, Capacities and Weight	4
Accommodations	4
Hull and Deck Information	4
Engine Information	4
DETAILED INFORMATION	5
2010 37 Boston Whaler	5
Exclusions	13
Disclaimer	13
PHOTOS	14
Bow with Cover	14
Bow	14
Bow	14
Bow with Cover	14
Bow	14
Tackle Center	14
Tackle Center	14
Tackle Center	14
Helm	15
Helm	15
Helm	15
Transom Fold Down Seat	15
Transom	15
Fish Box	15
Refrigeration	15

---

Helm Seat Cover	15
Helm Seat	16
Helm Seat	16
Transom Door	16
Swim Door	16
Port	16
Port	16
Bilges	16
Bilges	16
Underwater Lights	17
Underwater Lights	17
Treiple Verados	17
Triple Verados	17
Berth	17
Berth	17
Berth	17
Storage	17
Sink	18
Head	18
Head	18
2010 37 Boston Whaler	18
CONTACTS	19
Contact details	19
Telephones	19
Office hours	19
Address	19

---

# SPECIFICATIONS

---

## Basic Information

---

**Category:** Center Console

**Model Year:** 2010

**Year Built:** 2010

**Country:** United States

## Dimensions

---

**LOA:** 37' 0" (11.28m)

**Beam:** 11' 5" (3.48m)

## Speed, Capacities and Weight

---

**Cruise Speed:** 28 Kts. (32 MPH)

**Max Speed:** 42 Kts. (48 MPH)

**Displacement:** 15600 Pounds

**Water Capacity:** 60 Gallons

**Holding Tank:** 10 Gallons

**Fuel Capacity:** 450 Gallons

## Accommodations

---

**Total Cabins:** 1

## Hull and Deck Information

---

**Hull Material:** Fiberglass

## Engine Information

---

**Engines:** 3

**Manufacturer:** Mercury

**Model:** Verado

**Engine Type:** Outboard

**Fuel Type:** Gas

---

# DETAILED INFORMATION

---

## 2010 37 Boston Whaler

---

**It will be hard to find a Center Console of this size range with more features packed into one boat! She'll run over 40 knots, or cruise 375 miles at 28 knots.**

**This outstanding example of a 370 has been stored inside on a dry rack, has very low hours, was just detailed and waxed and received a fresh Pettite bottom paint job in October 2015.**

**Highlights include:**

**Bow thruster**

**Mister system**

**Underwater lights**

**Only 275 hours on triple 300hp Verados**

**Generator**

**Air conditioning in cabin**

**Electric grill**

**Side dive door as well as a transom door**

**The list goes on please see full specs for details.**

### **Walkthrough**

The 37' Boston Whaler is extremely spacious and contains a staggering number of features and conveniences not found on other Center Console type boats. Ideal as a mega yacht tender, a fast weekend getaway boat of a serious tournament fisherman.

Boarding is easy from a floating dock via the inward opening portside door or one can step up onto the wide gunnels just about anywhere on the vessel, also has a door in the transom.

Behind the centerline Helm are three comfortable helm seats with armrests. The Helm offers great visibility and looks like a showroom for the latest Raymarine electronics. A full three side vented windshield protects you from the elements. Behind the Helm is the optional summer Kitchen that offers refrigeration, storage and electric grill, sink with faucet, large livewell and mister system.

A fold down seat is all the way aft which folds into the transom area when fishing or when extra deck space is needed and conveniently stores a 4 rung ladder.

Forward of the Helm is a large sun pad with armrest to accommodate two. The front of the sun pad lifts on gas shocks to reveal a cavernous storage space big enough for dive tanks and dive gear. All the way forward is U shaped seating with storage below.

A teak table raises and lowers to dining height or can be set at sun lounge height to match the surrounding seats.

## **Cabin Interior**

Surprisingly roomy the cabin on this center console sleeps two, has a head and curtain shower as well as a partial galley to compliment the summer kitchen above.

The sole is Flexiteak and the area is cooled with a Cruiseair 8000 BTU AC unit which also has vents to defog the helm windshield.

## **Equipment found in this area includes:**

12V DC & 120V AC receptacles

19" Jensen LCD HDTV on an articulating arm

Isotherm 1.3 Cu. ft. drawer style stainless steel refrigerator

Hanging locker

Contura stainless steel microwave behind a cabinet door

Interior courtesy lights

(2) Opening stainless steel portholes

Shower w/curtain & dedicated wand/sprayer

(2) Skylights w/sliding Ocean Air shades

(2) Overhead lights

Pullout trash receptacle

Telephone outlet

Reading light

(2) JL Audio stereo speakers

Covered Vacuuflush toilet w/cushion

Vanity w/glass vessel sink & mirror

Storage compartment

## **Deck Equipment**

Stainless steel bow tow eye

(2) 10" Cleats at bow

(2) 10" Cleats at stern

(2) 10" Spring line cleats w/hawse pipes

(2) 10" Pop up cross tie cleats on transom

Molded transom door w/hinged scupper

LED courtesy lighting under gunnel

Padded coaming bolsters around entire interior

Integral swim platform w/grab rail and covered stainless steel ladder

Molded fiberglass portside dive/entry door w/swing out boarding handle

Removable four step "T" style stainless steel dive/swim ladder (stows under aft seat)

Self bailing cockpit sole

Stainless steel cockpit toe rail

Stainless steel drink holders, bow 4, helm 2, forward console lounge 4, leaning post 2, cabin 2

Stainless steel grab rails

Stainless steel thru hull anchor davit w/roller and dedicated cleat

Welded stainless steel low profile interior rail (standard)

Quick windlass low profile, high performance

Stainless steel anchor shot of chain w/rode

U Shaped forward deck seating w/removable cushions and storage below

Electrically operated hi/lo fiberglass table with Flexiteak and removable cushions & cover

Forward console lounge w/fold down armrest, (2) drink holders, backrests, removable cushions, stereo remote, auxiliary iPod input

(2) Freshwater hot and cold transom showers at dive door and transom door

Fold away stern seat

(3) Helm and companion bolster style seats with flip up seat bottoms and fold down armrests (center seat is electrically activated)

Bow anchor locker w/drains

Insulated below deck fish boxes w/pump out (4) aft, (1) forward

Life jacket storage overhead on hardtop in zippered compartment

Large, lockable console front storage

Storage bin in console

Under gunnel storage shelves and storage nets

Retractable cockpit sunshade

Black Sunbrella console cover

Black Sunbrella helm seat/summer kitchen cover



Black Sunbrella forward seating cover

Black Sunbrella forward table cover

### **Console/Helm Area Equipment**

12 Volt receptacles

Cast stainless steel helm wheel w/knob

Ritchie 4" magnetic compass

Illuminated switch panel w/circuit breakers

Lockable sliding cabin entry door

Molded console footrests center & starboard, fold down footrest starboard

Fold down helm standing platform w/Flexiteak covering

Remote ignition key switches w/push button start at helm

Clarion stereo AM/FM/CD/DVD/iPod ready w/3.5" color display

JL waterproof speakers and subwoofer

(2) Stereo amplifiers

(2) Stereo remote controls

(2) Lumitec LED aft Cockpit floodlights

Bow area Lumitec LED floodlight

Large fiberglass hardtop w/entry hatch

Custom powder coated integrated frame w/aft support legs

Ladder access to hardtop

Windlass controls at helm

Red/white LED chart lights overhead

Lockable electronics box overhead

Tempered glass 3 sided windshield w/electric actuated vent

Hardtop clear vinyl enclosure curtains w/white trim

Retractable power sun shade w/wireless remote & deck activated switch

Jabsco remote control searchlight

Fireboy engine shutdown override switch

Mercury electronic dual lever engine controls

Lewmar electric bow thruster controls

### **Electronics/Navigation Equipment**

(2) Raymarine C 140 wide screens for GPS/plotter/fish finder/radar

Raymarine 1000 watt thru hull transducer

Raymarine C-140W's Preloaded w/US charts

Raymarine 240 modular VHF radio

Raymarine remote mounted VHF speaker

Raymarine 48" open array radar antenna (4 KW)

Raymarine Smart Pilot autopilot w/3.5" display w/ST 70 control head

Raymarine Sirius satellite weather module

### **Summer Kitchen Leaning Post**

Concealed bank of (3) drawers and storage, pull out cabinet

Pullout trash can

Cutting board

(2) Drink holders

Kenyon electric grill with stainless steel cover

Freshwater hot & cold sink w/cover

Isotherm stainless steel pullout refrigerator

Hinged storage lid w/storage shelf

12 Volt outlet at Summer Kitchen

---

Lewmar electric bow thruster controls

## **Fishing Equipment**

(4) Gunnel mounted rod holders at bow

(5) Gunnel mounted rod holders at aft Cockpit

Pressurized aerated 24 gallon live well at aft port corner

(5) Transom rod holders

(3) Under gunnel rod racks

(4) Under gunnel storage shelf

Taco Grand Slam radial outriggers attached to hardtop w/telescoping riggers

(2) Fold down trolling seats midship

(6) Hardtop leg mounted rod holders

## **Mechanical Equipment**

Bow thruster

Hydraulic power steering

(3) Rule bilge pumps, (2) 2000 GPH, (1) 750 GPH

High water bilge alarm

(4) KW bow thruster w/dedicated battery bank

Cast stainless steel thru hulls above waterline

Cockpit and machinery space lighting

Lenco dual ram electric trim tabs

Electric trumpet horn

Jabsco Par Max freshwater pump

Anchor wash down spigot

Midship freshwater spigot

LED International Navigation lights

Water tank level indicator

Jabsco dockside water inlet w/pressure regulator

Raw water wash down spigot w/Par 50 PSI wash down pump

Smart Craft vessel view display

120 Volt water heater

Windshield wiper/washer

Overboard discharge for waste tank w/Shurflow pump

Deck pump out for waste tank

(3) Shurflow macerator pumps for wells

Fireboy FE 241 fire system for mechanical space

## **Electrical Equipment**

12 Volt DC system

120 Volt AC system

(4) Group 31 Batteries in tray w/charging relays

Bow thruster dedicated battery charger

8 KW Fischer Panda diesel generator w/20 gallon fuel tank

Dual 30 amp shore power inlets

Battery charger

Isolation transformers

(2) 50' 30 amp shore cords

(4) Surface mount underwater LED lights

(3) Electrical battery switches

## **Construction Features**

Dead rise at transom 23.5 degrees

Transom height 30"

Transom angle 15 degrees

Full flotation capacity

## **Exclusions**

---

Owner's personal belongings.

## **Disclaimer**


---

The Company offers the details of this vessel or yacht in good faith but cannot guarantee or warrant the accuracy of this information nor warrant the condition of the vessel. A buyer should instruct his representatives, agents, or his surveyors, to investigate such details as the buyer desires validated. This vessel or yacht is offered subject to prior sale, price change, or withdrawal without notice.


# PHOTOS

---


**Bow with Cover**



**Bow**




**Bow**



**Bow with Cover**




**Bow**



**Tackle Center**



**Tackle Center**



**Tackle Center**



**Helm**



**Helm**



**Helm**



**Transom Fold Down Seat**




**Transom**




**Fish Box**



**Refrigeration**




**Helm Seat Cover**



**Helm Seat**



**Helm Seat**



**Transom Door**




**Swim Door**




**Port**




**Port**



**Bilges**



**Bilges**





**Underwater Lights**



**Underwater Lights**



**Treiple Verados**



**Triple Verados**



**Berth**



**Berth**



**Berth**




**Storage**




**Sink**



**Head**



**Head**



**2010 37 Boston Whaler**



# CONTACTS

---

Andrey Shestakov, leading yacht broker of the sales department of Shestakov Yacht Sales Inc. Shestakov Yacht Sales Inc., the official representative of the Miami/Fort Lauderdale FL headquarters.

## Contact details

---

Email: **andrey@shestakovyachtsales.com**

Web: [shestakovyachtsales.com/en/](https://shestakovyachtsales.com/en/)

## Telephones

---

USA: **+1(954)274-4435**

## Office hours

---

Monday – Saturday: **9:00 - 21:00** EDT

Sunday: **closed**

## Address

---



Harbour Towne Marina, 850 NE 3rd St, STE 213, Dania, FL 33004