

30FT 2018 BENETEAU SWIFT TRAWLER — BENETEAU



Судостроитель: BENETEAU

Год постройки: 2018

Модель: Траулер

Цена: ЦЕНА ЯХТЫ ПО ЗАПРОСУ

Местонахождение: United States

Длина общая: 30' 0" (9.14m)

Ширина: 11' 7" (3.53m)

Макс. осадка: 3' 5" (1.04m)

Купить 30ft 2018 Beneteau Swift Trawler — BENETEAU а также выбрать подходящую вам яхту из нашего каталога яхт вам поможет опытный яхтенный брокер Андрей Шестаков. На сегодняшний день компания Shestakov Yacht Sales Inc. имеет большое количество яхт в собственном списке продаж, а также тесно сотрудничает со всеми крупными яхтенными производителями по всему миру. Для того чтобы купить яхту 30ft 2018 Beneteau Swift Trawler — BENETEAU а также проконсультироваться по любому вопросу связанному с покупкой, продажей, чартером яхт позвоните по телефону **+7(918)465-66-44**.

ОГЛАВЛЕНИЕ

ОГЛАВЛЕНИЕ	2
ХАРАКТЕРИСТИКИ	3
Обзор	3
Основная информация	3
Размеры	4
Скорость, вместимость и масса	4
Корпус и палуба	4
Информация о двигателе	4
ПОДРОБНОЕ ОПИСАНИЕ	5
Exterior	5
Interior	5
Engine	8
Electrical	8
Plumbing	8
Electronics (Optional - Electronic Pack)	8
Exterior Options - Optional Equipment	9
Исключения	9
Отказ от ответственности	9
ФОТОГРАФИИ	10
Flybridge and Main Deck Layout	14
Option Bunk Layout or Separate Shower	14
КОНТАКТЫ	15
Контактная информация	15
Телефоны	15
Время работы	15
Адрес	15

ХАРАКТЕРИСТИКИ

Обзор

The NEWEST Addition to the Swift Trawler line

The all new **Beneteau Swift Trawler 30** is Beneteau's newest addition to their very popular Swift Trawler line. She is the perfect design for the cruising couple offering a large master in the bow and a separate shower and head. As seen in her larger sisters, she has amazing panoramic visibility from the helm which also creates plenty of natural light and a very open feel in her salon and galley.

The all new 30 Swift Trawler stands out in the Swift Trawler line with her creatively designed folding mast. This brand new feature from Beneteau allows the owner to quickly fold the radar mast to allow for minimal bridge clearance.

She also features a foldable transom in the cockpit which provides a very open area directly to the swim platform.

The all new 30 Swift Trawler is an incredible new design from Beneteau. She is equipped with so many must sea features including:

- Volvo D6 370 HP Diesel
- Bow and Stern Thrusters
- Raymarine Electronics
- Modular Salon Converts Easily from Seating to Berth
- Large Head with Separate Shower Entrance (Optional stateroom with bunks in place of shower)
- Corian Countertops in Galley
- Foldable Cockpit Seats
- Large Extended Swim Platform
- and much more... Click on Full Specs

Call today to find out more about her! *DYSID:2915816*

Основная информация

Тип судна: Траулер

Модельный год: 2018

Год постройки: 2018

Страна: United States

Размеры

Длина общая: 30' 0" (9.14m)

Длина по ватерлинии: 31' 5" (9.58m)

Ширина: 11' 7" (3.53m)

Макс. осадка: 3' 5" (1.04m)

Трапы: 16' 11" (5.16m)

Длина привального бруса: 30' 0" (9.14m)

Скорость, вместимость и масса

Водоизмещение: 13224 Pounds

Вместимость воды: 40 Gallons

Вместимость сточного бака: 23 Gallons

Объем топливного бака: 190 Gallons

Корпус и палуба

Материал корпуса: Fiberglass

Информация о двигателе

Двигатели: 1

Производитель: Volvo

Модель: D6

Тип двигателя: Inboard

Тип топлива: Diesel

ПОДРОБНОЕ ОПИСАНИЕ

Exterior

Mooring Equipment

- Stainless Steel Bow Fitting
- 10 Aluminum Cleats
- Chain Locker
- Anchor with 1,000 W Electric Windlass

Cockpit

- Self-bailing Cockpit
- Entrance Hatch to Lazarette and Generator
- Opening Transom 40-20-40
- Hot/Cold Cockpit Shower
- Fiberglass Swim Platform
- Stainless Steel, Removable Swim Ladder

Flybridge

- Access ladder to the flybridge, with stainless steel handrail and wooden steps
- Fiberglass Hatch to bridge with Gas Piston
- Grey Tinted Windscreen in PMMA
- Stainless Steel pulpit (29 in)
- Swiveling Helm Console (engine control, windlass control, trim tabs, thruster)
- Location for optional E95 or E125 Raymarine
- Steering Wheel
- Navigation Compass
- Hydraulic Steering
- 12V Socket
- PVC pilot Bench
- Flybridge Seating on Port Side
- Removable Round Table

Interior

Alpi Mahogany Interior Wood

Milano Oak Laminated Floors

Air Conditioning (24k BTU : 18K BTU in Wheelhouse/Salon, 8K BTU in Cabins)

Salon

- Headroom: 6'5"
- Bench Seat Convertible into a Double Bed with 3 Drawers (Optional: 2 extra movable seats)
- Removable Salon Table
- Side Windows, Opening, In Grey Tinted Glass (black lacquered aluminum)
- 3 Storage Cupboards
- 3 Leaved aft Window Door with Black Lacquered Aluminum Frame
- Antenna pre-wiring with Twin Socket (digital or satellite)

Galley

- Headroom: 6'5"
- L-shaped Galley
- Worktop in compact Luna Anthracite
- 2 Stainless Steel Sinks with Cold/Hot Water Mixer Taps Under Pressure
- 2 Hob Cooker and Gas Oven
- Front Opening Refrigerator
- Cutlery Drawer
- Storage
- Waste Bin

Helm Station

- Two Seater Pilot Bench (Diamante Macadamia PVC)
- Clear Glass Windscreen with Aluminum Frames Black Lacquered
- 2 Electric Windshield Wipers
- Demister
- Single Sliding Side Bay Door with Black Lacquered Aluminum Frame for Access to the Starboard Side Deck
- Engine Instrumentation: Rev Counter, Fuel Gauge, Tiller Angle Indicator, Trim Tab Indicators
- Electric Windlass Control
- Bow and Stern Thruster Control (Optional)
- Navigation Lights
- Anthracite Leather Sheathed Stainless Steel Wheel
- Navigation Compass
- 12 V Socket

Owner's Cabin - Forward

- Headroom: 6'5"
- Double Berth
- 2 Closets, one with Shelves
- Large Storage Space under Berths

- 1 Opening Hatch with Blackout Blind
- 2 Opening Hull Portholes with Blackout Blind

Starboard Head (2 cabin version)

- Headroom: 6'5"
- Wet-Head Design
- Mirror Upper Cupboard
- Base Cabinet
- 2 Opening Portholes
- Quiet Flush Electric Toilet
- Washbasin
- Mixer Tap
- Shower Mixer tap with Shower Support
- Protection Curtains

Starboard Head (1 cabin version)

- Headroom: 6'5"
- Mirror
- Upper Cupboard
- Base Cabinet
- 2 Opening Portholes
- Quiet Flush Electric Toilet
- Washbasin
- Mixer Tap

Port Head (1 cabin version)

- Shower with Teak Seat
- 2 Hull portholes with Blackout Curtains
- Shower Mixer Tap with Shower Support
- Access trapdoor in stowage space
- Protection Curtains

Guest Cabin (2 cabins layout)

- Headroom: 6'5"
- Bunk Beds
- Marine Mattress
- Base Cabinet
- Storage Under Berth
- 2 Opening Portholes

Layout Versions

- 1 cabin 1 head layout - Separate Shower (port side)

- 2 cabin 1 head layout - Bunk Room (port side)

Engine

- Straight Shaft Propulsion
- 5 blade propeller
- Single Engine: Volvo (D4 300HP or D6 370 HP)
- Sea Water Filter
- Engine Room Soundproofed with High Density Foam
- Air Intakes for Engine Room Cooling, on deck
- Extinguisher
- Stainless Steel Fuel Tank Deck Filler
- Aluminum Fuel Tank
- Steering System: Hung Rudder, in Stainless Steel
- Hydraulic Steering

Electrical

- Shore Power - 110 V
- 7.5 KW Cummins Onan Generator
- Battery Charger
- 2 Sockets 12 V (instrument panel: Wheelhouse & Fly)
- 9 110V Outlets : 3 Forward Cabin, 1 Head, 1 Salon for TV, 2 Salon - port side, 2 Galley
- Interior Lighting: Overhead Lights, Reading Lights, Red Navigation Light above wheelhouse
- Outside Lighting: Navigation Lights, Anchor Light

Plumbing

- 1 Manual Bilge Pump
- 1 Electric Bilge Pump
- Water pump for Pressurizing Hot/Cold Water System
- Water Heater (7 US Gal)
- Stainless Steel Water Tank Filler
- 2 Interconnected water tanks
- 1 Rigid Holding Tank (23 US Gal)

Electronics (Optional - Electronic Pack)

- VHF Raymarine 260 double AIS Coupled Station

- Automatic Pilot Raymarine P70 with repeater on the Flybridge
- Multifunction Raymarine E95 Display in Wheelhouse (Optional Upgraded E165)
- Multifunction Raymarine E95 Display on Flybridge (Optional Upgraded E125)
- Radar with Foldable Mast
- Rear Camera
- Volvo Trip Onboard Computer

Exterior Options - Optional Equipment

- Complete Mooring Kit: Delta Cnchor, Chain, Mooring Line
- Stern Anchoring: 250 W Electric Windlass, Delta Anchor, Line
- Foldaway Seats in Aft Doors
- Flybridge Bimini
- Awning over Swimplatform
- Cockpit Enclosure
- Exterior Wheelhouse Covers
- Flybridge Covers: Covers - Console, Pilot seat, bench seat
- Forward Sun Pad
- Spotlight
- Cockpit Carpet
- Englarged Swim Platform - Adds 2' to LOA
- Telescopic Davits for Tender
- Cup Holders
- Exterior Cushion Color Options - All Grey, Honey/Esspresso
- Hull Color Options: Steel Blue, All White, Pearl Grey
- Teak on Swim Platform and Cockpit
- Freshwater Shore Inlet
- Deck Wash Pump


Исключения

При продаже яхты исключаются личные вещи владельца.



Отказ от ответственности

Компания предоставляет описание судна или яхты добросовестно, но не может гарантировать точность этой информации, а также не ручается за техническое состояние. Покупатель должен проинструктировать своих агентов или оценщиков исследовать представленную информацию более подробно, по собственному желанию. Продажа судна или яхты, изменение цены или снятие с продажи будет происходить без предварительного уведомления.

ФОТОГРАФИИ





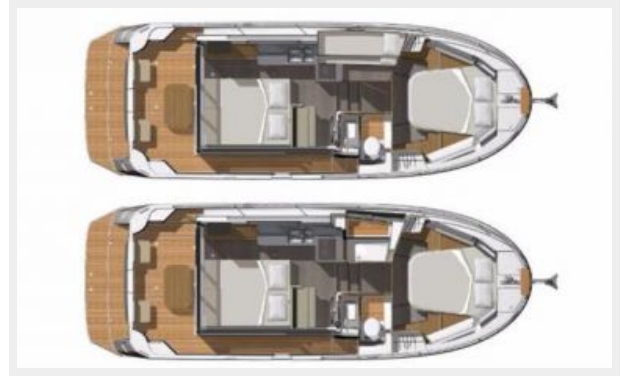




Flybridge and Main Deck Layout



Option Bunk Layout or Separate Shower



КОНТАКТЫ

Андрей Шестаков (Andrey Shestakov) – ведущий яхтенный брокер отдела продаж яхт и судов компании Shestakov Yacht Sales Inc. Официальный представитель Shestakov Yacht Sales Inc. для русскоговорящих клиентов в центральном офисе компании в Майами/Форт Лодердейл/Флорида/США.

Контактная информация

Email: **andrey@shestakovyachtsales.com**

Web: shestakovyachtsales.com

Телефоны

Краснодарский край: **+7(918)465-66-44**

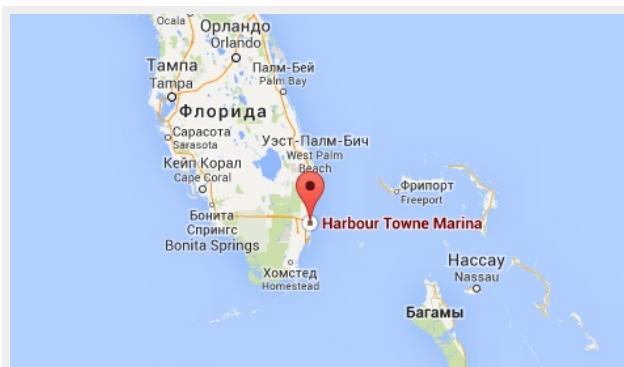
США, Майами, Флорида: **+1(954)274-4435**

Время работы

Понедельник – Суббота: **9:00 - 21:00**
EDT

Воскресенье: **Закрито**

Адрес



Harbour Towne Marina, 850 NE 3rd St,
STE 213, Dania, FL 33004