

BOARDING PASS III — OYSTER MARINE LTD



Builder: OYSTER MARINE LTD

Year Built: 2010

Model: Sloop

Price: PRICE ON APPLICATION

Location: United Kingdom

LOA: 59' 0" (17.99m)

Beam: 16' 5" (5.00m)

Max Draft: 8' 11" (2.70m)

Our experienced yacht broker, Andrey Shestakov, will help you choose and buy a yacht that best suits your needs **Boarding Pass III — OYSTER MARINE LTD** from **our catalogue**. Presently, at **Shestakov Yacht Sales Inc.**, we have a wide variety of yachts available on **our sale's list**. We also work in close contact with all the big **yacht manufacturers** from all over the world.

If you would like to buy a yacht **Boarding Pass III — OYSTER MARINE LTD** or would like help answering any questions concerning purchasing, selling or chartering a yacht, please call **+1(954)274-4435**

TABLE OF CONTENTS

TABLE OF CONTENTS	2
SPECIFICATIONS	4
Overview	4
Basic Information	4
Dimensions	4
Speed, Capacities and Weight	5
Hull and Deck Information	5
Engine Information	5
DETAILED INFORMATION	6
1. CONSTRUCTION	6
2. DECK LAYOUT AND EQUIPMENT	6
3. RIG AND SAIL HANDLING	7
4. INTERIOR	8
5. ENTERTAINMENT	10
6. ENGINEERING	10
7. TANKAGE AND PLUMBING	11
8. ELECTRICS	12
9. NAVIGATION AND COMMUNICATION	13
10. SAFETY	14
11. GENERAL	14
Exclusions	14
Disclaimer	15
PHOTOS	16
Bow Cabin	16
Bunk Cabin	16
Heads	16
Saloon	16
Upper Deck	16

Chart	16
Galley	16
Owners Cabin	16
Owners Cabin	17
Saloon above	17
CONTACTS	18
Contact details	18
Telephones	18
Office hours	18
Address	18

SPECIFICATIONS

Overview

When the last Oyster 56 was launched in 2010, Rob Humphreys was tasked with improving on the most successful Oyster model ever. His response was the 575, still aimed at the private owner without the need for crew, but building on that experience to create a yacht that has more volume, length, depth and height, but with a similar displacement to the 56. He gave the 575 a longer waterline and increased sail area, which enhance both sailing performance and comfort at sea. The 575 also carries her beam further aft, permitting a larger aft deck, and increasing the size of the superb owner's stateroom. However the biggest change can be seen in the cockpit; now with twin wheels, which not only improve the helmsman's experience, but also greatly simplify movement around the cockpit area, and access to the aft deck. Currently the best selling model in the current Oyster range, the 575 continues to build on the legacy of her predecessor, and remains the obvious choice for those seeking the ultimate shorthanded bluewater cruiser under 60 feet. Boarding Pass was launched in 2010, and has been sailed as a private yacht, but also has a successful charter record. She is simplicity itself to handle, sloop rigged with push-button hydraulic furling to both her mainsail and genoa, with the deck hardware for both trysail and storm jib, should either ever become necessary. Quarter cut oak joinery and taupe Alcantara upholstery below decks give a spacious and luxurious feel, where she sleeps up to eight in four cabins. Only for sale as the owner has ordered a larger Oyster, Boarding Pass represents a great opportunity to acquire one of these superb yachts at a substantial saving on the replacement cost. She is lying in Ipswich, and is available for viewing at any convenient time.

Basic Information

Category: Sloop

Model Year: 2010

Year Built: 2010

Country: United Kingdom

Dimensions

LOA: 59' 0" (17.99m)

LWL: 51' 7" (15.72m)

Beam: 16' 5" (5.00m)

Max Draft: 8' 11" (2.70m)

Speed, Capacities and Weight

Displacement: 61729.43336 Pounds

Hull and Deck Information

Hull Material: GRP

Engine Information

Manufacturer: None

DETAILED INFORMATION

1. CONSTRUCTION

HULL NUMBER Oyster 575/04.

HULL CONSTRUCTION Composite construction comprising a combination of E glass, Kevlar and Carbon fibre, moulded from female tools. Outer hull laminate incorporating Kevlar and Carbon fibre.

HULL FINISH White hull with cove line and double boot top lines in standard Oyster blue.

DECK CONSTRUCTION Moulded in GRP with balsa core.

DECK FINISH Teak laid decks, with 'rolled edge' GRP bulwarks.

KEEL High performance bulb (HPB) external lead keel.

RUDDER Fully protected skeg-hung rudder.

STERN DESIGN 'Sugar scoop' stern design with bathing platform trimmed with laid teak and stainless steel steps for access to the stern deck, and stainless steel bathing ladder.

EURCD Built to comply with the requirements for Category A - Ocean.

CHARTER CODING Built to MCA Category 2.

2. DECK LAYOUT AND EQUIPMENT

ANCHOR 80lb Mason Supreme anchor plus 100m of 12mm galvanized chain. Separate stowage compartment installed in anchor locker for kedge anchor.

WINDLASS Lewmar V4 vertical capstan type 24V electric anchor windlass with adjacent foot controls.

DECK ACCESS	Mid ship gateway stanchions with stainless steel threshold plates. Gate to push pit with stainless steel threshold plates. Stainless steel bathing ladder. Additional stainless steel grab handles on transom.
HATCHES	Oyster custom drop-down washboard system for main companionway. Lewmar alloy-framed deck hatches. Gebo alloy-framed coaming port lights. Gebo opening hull ports in cabins, forward head and galley plus long opening hull ports in saloon.
CANVASWORK	Fold down companionway spray hood in Sunbrella 'Captain Navy' . Acrylic covers for cockpit table, pedestals and steering wheels in 'Captain Navy'. Cockpit cushions in vinyl with EZ-Dry foam.
DECK PLUMBING	Hot and cold freshwater deck shower in transom locker. Salt-water anchor deck wash pump in bow.
COCKPIT	Walk-through teak-laid cockpit with twin pedestals. Stainless steel drinks holders on each pedestal.
COCKPIT TABLE	Varnished cockpit table with stainless steel frame, folding leaves and insulated GRP box.
STEERING	Whitlock Constellation cable steering system with twin Oyster designed custom pedestal tops mounted on GRP cockpit up stands. Two 1.02m stainless steel wheels with leather covers and friction brakes.
DAVITS	Cooney S300 Electric Davit (300kg max. total load) with bellybands and dinghy locator kit.
GENERAL	Stainless steel pulpit and pushpit. 5 pairs of stainless steel C-Quip AQ300 folding cleats with chafe strip, including additional pair on aft deck for Mediterranean style mooring. Flexible dorade vents, with stainless steel guards. Lazarette locker with twin stainless steel gas struts. Stainless steel hanging bar between davit webs for hanging warps. Life raft storage built into push pit, starboard side. Stern quarter push pit seats in teak and stainless steel. Gas locker for 2 bottles. Non-slip working deck surfaces.

3. RIG AND SAIL HANDLING

MAST and RIGGING	Sloop rig. Formula mast, white painted, with Stoway hydraulic in mast furling. Preventer lines fixed onto boom. Solid rod vang. Manually operated Holmatro hydraulic backstay and vang adjuster. Hydraulic reversing outhaul cylinder in boom, including manual bypass. Storm jib package including removable forestay and adjuster, 2 x Wichard deck plates, extra pair of sheets and cars. Trysail track on mast.
HEADSAIL FURLING	Reckmann hydraulic furling head stay.
WINCHES	Harken, self-tailing, chrome - 2 x 70 2STEC24H two speed, 24V electric drive radial primary winches. 2 x 60 2STC two speed radial secondary winch. 1 x 50 2STEC24H two speed, 24V electric drive radial winch for mainsheet. 2 x 50 2STC two speed, mainsail and genoa halyard winches fitted on the mast. 1 x 20 STC mainsheet traveller control winch.
SPINNAKER GEAR	Formula Carbon spinnaker pole vertically stowed on mast with butt hoist winch. Package includes pole topping lift and fore guy, halyard, pair of sheets and fittings for MPS.
SAILS	Manufacturer - Dolphin Sails. Mainsail, furling - Tri-Radial DYS Spectra/Dyneema & polyester taffeta'd laminate with SailKote. Headsail - Tri-Radial DYS Spectra/Dyneema & polyester taffeta'd laminate with SailKote.

4. INTERIOR

GENERAL	8 berths in 4 cabins, excluding the saloon. Interior joinery finished in quarter cut oak. Designed to be modern and coordinated, whilst remaining practical and durable at sea. Essential features include sculpted fiddles and grab rails, 'shadow-gap' joints between panels and Oyster custom knobs for lockers and drawers. Cabin sole in planked teak. Surfaces in galley and heads in Avonite. Headlining in off-white vinyl. Upholstery in Alcantara, colour 'Taupe'. Crew covers in grey. Lee screens on sea berths. Blind system to windows in all cabins. Oceanair skyscreens on all deck hatches. 4 white Hella fans.
FORWARD DOUBLE CABIN	With centerline double berth with two drawers beneath. Two lift-top bins in side shelving, clothes locker with shelves to port and hanging locker to starboard with vanity mirror. Watertight bulkhead door.

SHARED HEAD/ SHOWER	Accessed from passageway, including Jabsco toilet, washbasin and separate shower stall. Countertop in Avonite 'Cozumel'.
PORT FORWARD BUNK CABIN	With upper and lower berths, hull side lockers for clothes, a bedside cabinet with a shelved locker and a hanging locker with two drawers beneath.
SALOON	Access to the saloon from the companionway is down a set of shaped timber and stainless steel steps with stainless steel grab handles. The light and airy saloon features seven deck saloon windows, of which two open. This allows for great views while at anchor and abundant light in the area. There are also two opening hull port holes. The saloon table to port forms an occasional table when in its closed position, with handhold cut outs. The table then extends, with a central infill piece (stored in the pedestal top when not in use) to form a large dining table. The table is mounted on a substantial pedestal incorporating a bottle locker in its base. Two directors chairs for dining in-harbour. A comfortable settee to starboard, with bookshelves behind. Hooks for wet gear are fitted behind the steps, with a drip tray beneath and an additional fiddle to prevent water from spreading into the saloon.
NAVIGATION AREA	Chart table is designed to hold a half-folded Admiralty chart. Navigation instruments are flush mounted on a dark-grey Alcantara fascia panel.
GALLEY	Satin finish, Avonite countertops with up stands. Colour 'Kaleidoscope'.
SINKS	Twin stainless steel sinks.
OVEN/HOB	Gimbaled Force 10 FT63451 cooker in stainless steel with 4 burners, grill and oven.
MICROWAVE	Panasonic Slimline Combi stainless steel 900W microwave / grill.
REFRIGERATOR	Front opening door to a stainless steel fridge with Frigomatic 24V keel-cooled refrigeration unit.
	Frigomatic W50 water-cooled, twin compressor with twin plate for

FREEZER freezer box.

WASHER/DRYER Bosch WVT1260 washer/dryer in locker forward of freezer.

GENERAL A large polyethylene (HDPE) rubbish bin is fitted in a locker just forward of the twin sinks. Jabsco charcoal filter on galley cold water supply.

AFT STARBOARD CABIN Twin berth cabin with hull side lockers. A vanity mirror is fitted above an aft low-level locker. Extra locker on bulkhead for racors and water maker, and open-faced locker above to accommodate vessels manuals.

OWNER'S STATEROOM With a double berth offset from the centerline, with twin drawers beneath. To starboard is an aft-facing desk, with lockers. A large hanging locker is lined with cedar is to port. A vanity mirror over a shelf and a drawer and locker are situated on the bulkhead. Lockers lined with cedar. Laptop sized safe under berth. Full-length mirror on head door.

EN SUITE HEAD/ SHOWER Counter top in Avonite 'Cozumel'. With Jabsco electric flush toilet, washbasin and locker with mirror above and separate shower stall.

5. ENTERTAINMENT

AUDIO VISUAL SYSTEMS

SALOON Pioneer Stereo FM/CD player, fitted with twin loudspeakers in the saloon headlining and fader control to switch from saloon to the two waterproof cockpit loudspeakers.

6. ENGINEERING

ENGINE Volkswagen Marine VW TDI 130-5, 130hp, 5-cylinder turbo diesel engine. Output of 95.6kW (130hp) at 3,200rpm. Major service, August 2016. Extra Fitch fuel filter on main engine fuel supply.

ENGINE HOURS Approximately 3,010 in August 2016.

PROPELLER Brunton Varifold, 4 bladed 584mm (23") folding propeller.

ROPE CUTTER Ambassador rope-cutter.

ALTERNATORS VW Iskra 24V, 110A alternator with Mastervolt Alpha Pro regulator.

GENERATOR Onan MDKAV generator - 9.5kW, 220V at 50Hz (or 11.5kW, 110V at 60Hz).

GENERATOR HOURS Approximately 1,282 in August 2016.

BOWTHRUSTER Sleipner SE170, 10.7hp, 250mm tunnel bow thruster with twin, counter-rotating propellers. New 2016.

STEERING SYSTEM Whitlock Constellation cable system.

HYDRAULICS Lewmar 400-3 Commander system to operate headsail furling, mainsail furling and mainsail outhaul.

AIR CONDITIONING Cruisair reverse cycle system, comprising of 1 x 18,000 BTU unit in saloon and 1 x 16,000 BTU unit in aft cabin to give a total of 34,000 BTU.

WATERMAKER Seafresh H206A watermaker with 104l/hr output.

7. TANKAGE AND PLUMBING

FUEL 900 litres approximately (200 imp/237 US gallons) in a GRP tank.

WATER 950 litres approximately (208 imp/250 US gallons) in a GRP tank.

TANK
TENDER for both tanks.
GAUGES

HOT WATER	From an insulated approximately 73-litre (16 imp/19 US gallons) tank heated by the engine's heat exchanger, or by thermostatically-controlled 220V, 1.25kW immersion heater element powered by the generator or dockside power.
HOLDING TANKS	Polyethylene (HDPE) tank for each head. Pumped out by gravity discharge with additional ability to pump out from deck to a shore station. Wema electric capacity gauges operating a 'traffic light' system.
GREY WATER	Two sump tanks (for heads) evacuated by electric Whale 'Gulper' pump. Galley sink also empties via dedicated electric Whale 'Gulper' pump.
MANIFOLD SYSTEM	Manifold for seawater inlets to reduce through-hull fittings.

8. ELECTRICS

SHIP'S SUPPLY 24V.

RINGMAIN	230V AC ring main with 7 double, 3-pin Clipsal outlet sockets located as appropriate within the layout.
BATTERIES	Domestic: 8 x 6V gel cell batteries giving 460Ah. Engine start: 88Ah 12V battery. Generator start: 12V Varta battery, new September 2013.
BATTERY MANAGEMENT	Chargers: Mastervolt Chargemaster 24V, 100A battery charger. Monitors: Mastervolt Masterview Easy control panel. Emergency link: Engine/generator 'emergency link' parallel switch.
INVERTER	Mastervolt 220V MASS Sine Inverter 24/2500W (230V, 50Hz).
SHOREPOWER	2 x 32A dockside power cable (second cable needed for air conditioning loads). Hubbell socket in starboard aft deck locker.
INTERIOR LIGHTING	Down light type halogen lights in polished chrome finish. LED strip lights over outboard galley work surfaces. Reading light for each berth. 2 x red overhead lights - one in galley and one at chart table. 2 x 'dome' lights in engine room. Flexible LED chart table light. Auto door light for refrigeration.

EXTERIOR LIGHTING Boom light over cockpit table. Pair of lower spreader lights. Light mounted in lazarette. Aqua Signal 41 bow and stern navigation lights. Aqua Signal 40 steaming light. Aqua Signal 'Kiel' foredeck light. Aqua Signal 40 Tri-white anchor/navigation light at masthead.

9. NAVIGATION AND COMMUNICATION

COMPASSES SIRS Major 150mm diameter compass with internal lighting on each pedestal.

SAILING INSTRUMENTS Raymarine ST60+ instruments. Speed, depth, close-hauled wind and analogue wind above companionway hatch.

RADAR/GPS/CHART PLOTTER Raymarine E90W chart plotter and radar with 4kW HD colour scanner raydome. Raymarine E120 colour radar repeater mounted in pedestal.

AIS Raymarine Class B AIS 500, with dedicated GPS and VHF antenna.

AUTOPILOT Raymarine SPX-30 autopilot with ST6002 control head, mounted on port pedestal. Raymarine smart controller, wireless autopilot control.

WINDEX Windex at masthead.

NAVTEX Furuno Navtex NX-300.

VHF RADIO Raymarine 240E VHF with fog horn/hailer function and second handset and speaker in cockpit.

WI-FI Yachtspot wireless card and router. AC Marine Cel 24 Wi-Fi antenna connected to Yachtspot router. Linksys WAP54G Wi-Fi access point. Linksys Network switch (Ethernet switch). 2 x Belkin USB Network adapter for Raytech and BGAN connection to PC.

LIGHTNING STRIKE Ion dissipaters on masthead.

10. SAFETY

RADAR REFLECTOR	Echomax 230 radar reflector on mast.
BILGE PUMPS	Henderson Mk V manual bilge pump operated from cockpit. Jabsco Utility 3000 puppy electric bilge pump. Whale 9000 electric submersible bilge pump. Bilge high water alarm at pedestal.
DECK SAFETY	Four folding padeyes on deck for webbing jackstays. Emergency tiller located in lazarette.
FIRE EXTINGUISHERS	FM200 Automatic fire extinguisher in engine space with remote light and additional manual operation. Fire blanket in galley.
ALARMS	Gas detector with two sensors, 1 in galley and 1 in bilge.
OTHER SAFETY FEATURES	Blanks for engine room air inlets and outlets with remote activation of fire extinguisher. Fog horn/hailer system. Watertight bulkhead door at forward cabin.

11. GENERAL

WARPS AND FENDERS

CROCKERY	Oyster customised Wedgwood bone china crockery
CUTLERY	Oyster customised Robert Welch stainless steel cutlery.
SAFE	Laptop sized safe under aft berth.
ASSORTED TOOLS, SPARES AND MANUALS	

Exclusions

Owner's personal belongings.

Disclaimer

The Company offers the details of this vessel or yacht in good faith but cannot guarantee or warrant the accuracy of this information nor warrant the condition of the vessel. A buyer should instruct his representatives, agents, or his surveyors, to investigate such details as the buyer desires validated. This vessel or yacht is offered subject to prior sale, price change, or withdrawal without notice.

PHOTOS


Bow Cabin




Bunk Cabin




Heads




Saloon




Upper Deck



Chart




Galley





Owners Cabin



Owners Cabin



Saloon above



CONTACTS

Andrey Shestakov, leading yacht broker of the sales department of Shestakov Yacht Sales Inc. Shestakov Yacht Sales Inc., the official representative of the Miami/Fort Lauderdale FL headquarters.

Contact details

Email: **andrey@shestakovyachtsales.com**

Web: shestakovyachtsales.com/en/

Telephones

USA: **+1(954)274-4435**

Office hours

Monday – Saturday: **9:00 - 21:00** EDT

Sunday: **closed**

Address



Harbour Towne Marina, 850 NE 3rd St, STE 213, Dania, FL 33004