

SENSHU MARU — NIIGATA



Builder: Niigata

Year Built: 1997

Model: Expedition Yacht

Price: PRICE ON APPLICATION

Location: Dominican Republic

LOA: 144' 7" (44.07m)

Beam: 24' 3" (7.39m)

Min Draft: 11' 0" (3.35m)

Max Draft: 13' 0" (3.96m)

Cruise Speed: 10 Kts. (12 MPH)

Max Speed: 14 Kts. (16 MPH)

Our experienced yacht broker, Andrey Shestakov, will help you choose and buy a yacht that best suits your needs **SENSHU MARU — Niigata** from **our catalogue**. Presently, at **Shestakov Yacht Sales Inc.**, we have a wide variety of yachts available on **our sale's list**. We also work in close contact with all the big **yacht manufacturers** from all over the world.

If you would like to buy a yacht **SENSHU MARU — Niigata** or would like help answering any questions concerning purchasing, selling or chartering a yacht, please call **+1(954)274-4435**

TABLE OF CONTENTS

TABLE OF CONTENTS	2
SPECIFICATIONS	4
Overview	4
Basic Information	4
Dimensions	4
Speed, Capacities and Weight	5
Accommodations	5
Hull and Deck Information	5
Engine Information	5
DETAILED INFORMATION	6
Features	6
Accommodations	6
Aft Deck	7
Major Machinery & Equipment	7
Bridge	8
Galley	9
Exclusions	9
Disclaimer	9
PHOTOS	10
Dining	10
Saloon and Dining area	10
Saloon	10
Lounge Deck- Wet bar looking aft	10
Lounge/Dish storage	10
Galley	10
Master Stateroom	10
Master Stateroom	10
Guest Stateroom	11

Guest Stateroom	11
Guest Cabin Head	11
Guest Cabin Head	11
Guest Cabin Shower	11
Guest Cabin Shower	11
Bridge	11
Engine Room Main Engine	11
Engine Room	12
Engine Room	12
Engine Room Electrical Panel	12
Engine Room Control Room	12
Aft Deck Lounge	12
Aft Deck Lounge	12
Aft Deck stern boarding area	12
Boat Deck	12
Boat Deck	13
Foredeck	13
At anchor	13
Running at 10 knots	13
General Arrangement	13
Side Profile General Arrangement	13
CONTACTS	14
Contact details	14
Telephones	14
Office hours	14
Address	14

SPECIFICATIONS

Overview

Senshu Maru is a outstanding conversion vessel based on a late model (1997) Japanese research vessel built to military standards and class. She was converted in 2012 with metal work being done in Japan and interior finishing done in the Philippines. She has a modern white interior style with all guest cabins located on the main deck master stateroom separate on the pilothouse deck. The main deck also has a comfortable lounging area with large TV and a separate dining area for 10. There is also a small breakfast table for two or gaming table aft near the wet bar. One of several outstanding features of Senshu Maru is her huge outdoor covered living area, with large dining table, wet bar day bed and loung seating. This area could be easily be fully enclosed and heated or cooled. It could also be used as a covered storage and service area for submarines and still be used as a lounge. Above the the lounge area is a very large boat deck which was designed to also be be used as a helicopter pad but minor modifications would need to be done to bring it into service. Senshu Maru's engine room is everything a Explorer Yacht engine room should be, excellent equipment with full back ups a low RPM low hour main engine with variable pitch propeller, 3 generators on 65KW installed in 2012. She is ready to go around the world with a nod from her new owner.

Basic Information

Category: Expedition Yacht

Model Year: 1997

Year Built: 1997

Refit Year: 2013

Country: Dominican Republic

Registration #: imo 9167825

Dimensions

LOA: 144' 7" (44.07m)

Beam: 24' 3" (7.39m)

Min Draft: 11' 0" (3.35m)

Max Draft: 13' 0" (3.96m)

Speed, Capacities and Weight

Cruise Speed: 10 Kts. (12 MPH)

Cruise Speed RPM: 550 Kts.

Cruise Speed Range: 7600

Max Speed: 14 Kts. (16 MPH)

Max Speed RPM: 750 Kts.

Max Speed Range: 13 Kts.

Gross Tonnage: 287 Pounds

Water Capacity: 6341 Gallons

Fuel Capacity: 24400 Gallons

Fuel Consumption: 29 Gallons

Accommodations

Total Cabins: 5

Total Berths: 7

Sleeps: 10

Total Heads: 5

Captain Cabin: True

Crew Cabin: 4

Crew Berths: 7

Crew Sleeps: 8

Crew Heads: 3

Hull and Deck Information

Hull Material: Steel

Deck Material: Wood

Hull Configuration: Displacement w/
Bulbous Bow

Hull Color: Gray

Hull Finish: Steel

Engine Information

Engines: 1

Manufacturer: Niigata

Model: 6MG25HX

Engine Type: Inboard

Fuel Type: Diesel

DETAILED INFORMATION

Features

Senshu Maru is an outstanding conversion vessel based on a late model (1997) Japanese research vessel built to military standards and class. Her equipment is long lasting commercial/military quality. She is extremely seaworthy having been created to operate in all conditions. Her propulsion system was created for reliability and is very fuel efficient. All of these features give her incomparably low operating costs to other vessels of her size. She was converted in 2012 with metal work being done in Japan as well as interior finishing done in the Philippines. She has a modern white interior style with all guest cabins located on the main deck, master stateroom separate on the pilothouse deck. The main deck also has a comfortable lounging area with large TV and a separate dining area for 10. There is also a small breakfast table for two or gaming table aft near the wet bar. One of several outstanding features of Senshu Maru is her huge outdoor covered living area, with large dining table, wet bar, day bed and lounge seating. This area could be easily fully enclosed and heated or cooled. It could also be used as a covered storage and service area for submarines and still be used as a lounge. Above the the lounge area is a very large boat deck which was designed to also be used as a helicopter pad but minor modifications would need to be done to bring it into service. There is a 5 ton crane on this deck and at present 3 tenders. Forward of the boat deck is a sun lounge area above the master stateroom and forward of the sun lounge above the pilothouse is a forward viewing area. Senshu Maru's engine room is everything an Explorer Yacht engine room should be. Excellent heavy duty equipment with full back ups, a low RPM, low hour main engine with variable pitch propeller, 3 generators, one a 65 kw installed in 2012 with full sound shield. Senshu Maru is ready to go around the world with a nod from her new owner. She is presently yacht classed but can be put into commercial class. There are extensive photos available on request.

Accommodations

There are 4 guest staterooms on the main deck, two queen beds and two lower full size singles, all with large comfortable ensuite heads with large showers. The master stateroom is located on the bridge deck with a queen bed and head. There is extensive storage and it has its own dedicated air conditioning system. The crews quarters are on the lower deck forward with a captain's double cabin with head, three crew cabins with under and over bunks, two large crew heads with showers, large crew lounge area with refrigerator/freezer and extensive storage. All lighting is LED LG Smart TVs in all cabins with PLEX movie and music system Main salon TV is 61" LED Smart TV with surround sound Panasonic phone system linked to Iridium system in the following locations Guest 1 to 4, Master suite, Galley, Fwd Hydraulic room, Steering room, crew mess, Engine room, Bow thruster room, Captain's cabin and Bridge Entering in from

the stern door, you are first struck by the white bright airy modern interior. To starboard, is a fully equipped wet bar with drink fridge, wine cooler, sink and ample storage. Next forward is a gaming/dining table for 2 to 4 people. Forward is the large comfortable lounge area with Smart TV, surround sound and movie and music system. To port of the lounge is a separate dining area with built in dish storage. Both of these areas are lit by large port lights and zoned LED lighting. All of the guest cabins are on the main deck, Guest cabins 3 (double bed) and 4 (2 full size lower singles) are on the port side aft of the dining room, guest cabin 2 (2 full size singles) is forward of the dining area and guest cabin 1 (double) is to stb forward. The galley is just forward of the lounge to stb. There are stairs from the port side up to the Master stateroom which has a centerline queen bed, dedicated AC system, comfortable ensuite head with large shower and extensive storage. Going forward you will come to the chart room and then the large professional bridge that is fully equipped and more for world exploring. The crew quarters are located on the lower deck forward. The double bed captains cabin is large and has a private head. There are 3 additional large double crew cabins, large settee/dining area, fridge, storage and two large heads with showers.

Aft Deck

There is a very large fully covered aft deck with comfortable dining table and full wet bar at the forward end. Next aft is a large centerline daybed for reading and long afternoon naps. The day bed covers an escape hatch and can be folded up to gain access to a larger service hatch. Next aft are two lounges with cocktail tables to port and starboard. Further aft are comfortable center-line stairs to a large swim platform. There is a line handling area port and starboard with warping winches and cleats. The stern opening is large enough to be able to handle a 2 or 3 man submarine which could then be slid back under cover. This can be done without interfering with the seating areas. An additional crane or an A frame would need to be added sized to accommodate the model of the submarine. The deck is covered in wide planked Japanese cedar which was installed in 2012.

Major Machinery & Equipment

Main Engine: Niigata 6MG25X 750 RPM 1200 hp (1103KW@750rpm) Air start.
SN:21991 550 RPM = 10 knots 600 RPM = 12 knots 750 RPM = Reported 13.9
Engine hours: 1/20/2016 approximately 12500 Bowthruster: Kamome Propeller JCA - JOUN, 2000kgf, Variable pitch propeller system -Kamome 4bladed CPP, CPR-53 AVCN-1, Dia 2300mm, 1610 initial pitch, 0.7 pitch ratio Shafting: Dia = 180mm CPP hollow shaft. L=3901, LOA = 4601mm Material = JSF60 Steering gear: Double actuated hydraulic ram to a single rudderstock Engine / generator/shaft and system monitoring system CMR Generators in engine room: 2x 160 KW 220 volt 60 Htz 1200 RPM Make: Niigata (air start) Model 6NSF-G (1997) 1x Kolar 65 kw Model SGM 3237GR (2013) Two on deck generators: One 30 kw air cooled with stand alone fuel system One 10 kw air

cooled with stand alone fuel system Ecomar Black water treatment system Oily water separator Sasakura SMT-05 0445 #1 Desalination plant Aquapet F-30N SoN-SF-0051 140 lt per hour (aprox) #2 Desalinator, custom 140 lt per hour (aprox) Windless Taiyo TLF 180m 22KW No. 1 Central FW left Taiyo TLF 132M 7.5kW No. 2 Central FW right Taiyo TLF 132M 7.5kW No. 1 Central SW pump Taiyo TLF 132M 7.5kW No. 2 Central SW pump Taiyo TLF 132M 7.5kW FO transfer pump Taiyo TLF 100 2.2kW FO booster pump Trocho FOXKB 0.4kW FO service pump Taiyo TLF 80 0.75kW General SW pump Taiyo TLF 132M 7.5kW Hyd. Elec. Crane engine Taiyo TLF 200L 37kW General Fire pump Elektrim 22kW ME high temp Cir.FW pump Taiyo TLF 132M 7.5kW High Temp cooling pump Taiyo TLF 132M 7.5kW No. 1 Oil pump Taiyo TLF 160L 11kW No. 2 Oil pump Taiyo TLF 160L 11kW Sludge Oil drain pump Taiyo TLF 100L 1.5kW No.1 Compressor SANWA SMC8R-(SH-90) 8kW No 2 Compressor SANWA SMC8R-(SH-90) 8Kw Hand Compressor SANWA SH-90 - Aft Capstan Port SANGUINETIRAMISETO 4kW Aft Capstan Stbd SANGUINETIRAMISETO 4kW Oil Cooler Kamui Sangyo C-LCDA-8100F3 82.26 Calorifier Harison Co Ltd. CFT-300-E HR-9360 FW cooler Alfa Laval M10-BFM 30104-65590 ER Axial Flow Fan Taiyo HDS 70S S14520 Electric heater 10 kw Hot water heater: Harison Co. Ltd. Type CFT 300-F. Capacity 300lt. Heater 16kw x AC 220vt 60hz SN HR 9360 CAPACITIES: No.1 Fuel Oil P 15.43m³ (13,158 lt) No.1 Fuel Oil S 15.43m³ (13158 lt) No.2 Fuel Oil P 9.43m³ (80155 lt) No.2 Fuel Oil S 11.24m³ (80155 lt) No.3 Fuel Oil P 10.43m³ (88655 lt) No.3 Fuel Oil S 9.61m³ (8865,5 lt) No.4 Fuel Oil P 10.83m³ (9205,5 lt) No.4 Fuel Oil S 10.83m³ (9205,5 lt) Lube Oil S 3.34m³ (2839lt) Lube Oil Settle C 3.85m³ Hydraulic oil 221 lt Sludge S 2.19m³ No1 Freshwater C 11.56m³ No.2 Freshwater C 6.08m³ Dist. Watertank C 5.35m³ Water Ballast P 4.98m³ Water Ballast S 5.64m³ Kerosene tank 100L Hydraulic Oil tank 250L Deck Machinery/Equipment: 1 Deck crane – Furukawa Unic 330 boat crane, UB333, 950kg SWL, P000414 -5 Ton 2 Aft Vertical Capstans 1 Fwd anchor winch.with dual capstans each with 450' of chain and centerline line winch. 1 Tender – RIBCRAFT 6.8m 180hp Yanmar SN126036, Max crew 14, Max additional weight 861 kg, Max 2399kg with Lowrance GPS HDS5,VHF – ICOM,` 4 life jackets and flares 1 Tender - Achilles 4.2m SN JP-MLIT0037396A with 30hp Yamaha 2 x Life rafts -Fujikura 20 person SN: SV00073 and SV00074

Bridge

Equipment: Furuno RD-140 Furuno AD converter AD 100 Magnetic Compass 130mm Furuno TI-20 Furuno GPS GP32 2x JRC 6800 GPS JRC- Radar JMA-9000--ARPA 72 mile Furuno-Radar FR-2120-3A /No2 72mile 2 x JVC VHF JHS 32A 3 x Portable VHF Icom MF/HF radio Icom IC802 JRC- NDZ 127C Data Terminal JRC- NKG 62 printer JRC-Navtex NCR 300A JRC-Navtex NCR 700A AIS JRC- directional speaker system NVA-1700MK2 ECDIS chart display system Jan-701 ECDIS chart display system NCD-4224 Icom-VHF Iridium Pilot phone system Inmarsat C JUE-75C SSB - JSB-78 UHF transceiver JHS-410A Radar Transponder JQX-20A Color Video sounder FCV-140 Color scanning sounder CSH-21 EPIRB Panasonic phone system Victor camera monitor system, two monitors,

5 cameras total 3 in engine room, pan tilt zoom and color, Tokimeo Gyro compass with 3 remotes TG 600 Tokimeo auto pilot PR 2000 Kamone propeller control system Morse code key GMDSS charger JRC GMDSS Transceiver JHS-7 Doppler Sonar Current indicator Aneroid Barometer Master Clock Citizen NTXS-9S 3 x clear view windows All windows with defogger/ heaters Window washer system Panama canal #6009753 1 Deck crane - Furukawa Unic 330 boat crane, UB333, 950kg SWL, P000414 2 Aft Vertical Capstans. 1 Fwd anchor winch. 1 Tender - RIBCRAFT 6.8m 180hp Yanmar with; VHF - ICOM ` 4 life jackets and flares 1 Tender - Achille 4.20m - 30hp Yamaha

Galley

Miele Steam oven Miele Oven H4744 BP Miele convection microwave oven H 4044 Miele 4 burner induction cook top Waste King disposal Scotsman ice maker Miele dishwasher Miele vent system Refrigerator/freezer On deck: LG Dryer LG Washer Two chest freezers in the lazarette Center island work space All counters are stone

Exclusions


Owner's personal belongings.

Disclaimer


The Company offers the details of this vessel or yacht in good faith but cannot guarantee or warrant the accuracy of this information nor warrant the condition of the vessel. A buyer should instruct his representatives, agents, or his surveyors, to investigate such details as the buyer desires validated. This vessel or yacht is offered subject to prior sale, price change, or withdrawal without notice.

PHOTOS


Dining



Saloon and Dining area




Saloon



Lounge Deck- Wet bar looking aft




Lounge/Dish storage



Galley



Master Stateroom




Master Stateroom



Guest Stateroom




Guest Stateroom



Guest Cabin Head




Guest Cabin Head




Guest Cabin Shower




Guest Cabin Shower




Bridge




Engine Room Main Engine



Engine Room




Engine Room




Engine Room Electrical Panel




Engine Room Control Room




Aft Deck Lounge



Aft Deck Lounge



Aft Deck stern boarding area



Boat Deck



Boat Deck



Foredeck




At anchor



Running at 10 knots



General Arrangement



Side Profile General Arrangement



CONTACTS

Andrey Shestakov, leading yacht broker of the sales department of Shestakov Yacht Sales Inc. Shestakov Yacht Sales Inc., the official representative of the Miami/Fort Lauderdale FL headquarters.

Contact details

Email: **andrey@shestakovyachtsales.com**

Web: shestakovyachtsales.com/en/

Telephones

USA: **+1(954)274-4435**

Office hours

Monday – Saturday: **9:00 - 21:00** EDT

Sunday: **closed**

Address



Harbour Towne Marina, 850 NE 3rd St, STE 213, Dania, FL 33004