

## N/A — PURSUIT



**Builder:** PURSUIT

**LOA:** 36' 0" (10.97m)

**Year Built:** 2014

**Beam:** 12' 6" (3.81m)

**Model:** Cruiser

**Max Draft:** 2' 6" (0.76m)

**Price:** PRICE ON APPLICATION

**Location:** United States

Our experienced yacht broker, Andrey Shestakov, will help you choose and buy a yacht that best suits your needs **N/A — PURSUIT** from **our catalogue**. Presently, at **Shestakov Yacht Sales Inc.**, we have a wide variety of yachts available on **our sale's list**. We also work in close contact with all the big **yacht manufacturers** from all over the world.

If you would like to buy a yacht **N/A — PURSUIT** or would like help answering any questions concerning purchasing, selling or chartering a yacht, please call **+1(954)274-4435**

# TABLE OF CONTENTS

TABLE OF CONTENTS	2
SPECIFICATIONS	5
Overview	5
Basic Information	6
Dimensions	6
Speed, Capacities and Weight	6
Hull and Deck Information	6
Engine Information	6
DETAILED INFORMATION	7
HULL, DECK & COCKPIT	7
DECK AND COCKPIT FEATURES	7
HARD TOP	8
HELM	9
MECHANICAL	9
CABIN AREA	9
GALLEY	10
AFT BERTH	10
HEAD	11
GENERATOR	11
FUEL SYSTEM	11
WATER SYSTEM	11
YAMAHA OUTBOARD POWER	12
Disclaimer	12
EXCLUSIONS	12
Exclusions	12
Disclaimer	12
PHOTOS	14
Bow	14

---

Profile	14
Spacious cockpit	14
Cockpit seating	14
Helm and sunroof	14
Helm electronics	14
One piece windshield	14
Sunroof	15
Open sunroof	15
Cabin	15
Convertible forward berth	15
AV	15
Galley	15
Cabin starboard	15
Mid berth	15
Mid berth seating	16
Head and shower	16
Shower	16
Barbecue	16
Cockpit refrigeration	16
Aft cockpit	16
Aft seating	16
Cockpit lounge	17
Electrical panel	17
AC controls	17
Lazarette storage	17
Panda gen set	17
Anchor locker	17
Radar	17
Stereo	17

---

---

Hidden outboards	18
Engine hatch	18
Stern	18
Starboard side	18
bow profile	18
CONTACTS	19
Contact details	19
Telephones	19
Office hours	19
Address	19

---

# SPECIFICATIONS

---

## Overview

---

Owner is moving up, just traded in. Call today for more information on this low hour original owner Pursuit Sport Coupe. Imagine a sport yacht built by Pursuit and powered by Yamaha! Pursuit's Patent Pending design of the all new SC365i will revolutionize the way you experience yachting.

*Come and take a look, now at our South Lake Union Waterfront Office. All trades considered.*

This brand new hull engineered specifically for dependable Yamaha Outboards features a sharp entry, 20 degree deadrise, traditional strakes, reverse chines and fully enclosed engines.

While the detail and construction throughout is PURE PURSUIT, her styling is more modern. The sleek transom design, sheerline, windshield framework, hardtop and hullside window detail define a vessel unlike any other on the market today

At the bow, the standard horizontal windlass system finishes at the stem with a neat anchor recess notch for the stainless steel plow style anchor. Optional bow sun lounges feature an adjustable backrest, handrails and drink holders. When the cushions are not installed the bow deck recess becomes a styling feature. A heavy duty bow rail and stanchions accentuate the sheerline and installation at just the right height gives added security while walking forward.

The single piece, laminated windshield system is fully integrated with the fiberglass hardtop and comes complete with a large sunroof to bring the outdoors in on those magical days. The sweeping windshield frame holds a curved, chemically tempered and laminated piece of glass forward providing a clear view for pleasurable navigation.

The oversized helm chair is complimented to the port side by a comfortable seating arrangement for passengers to share in the overall feel of the boat from the helm. The aft cockpit is highlighted by an extra large lounge, cushioned throughout for additional fun and entertaining. A fiberglass entertainment center conceals a sink with freshwater, electric grill and storage below. A nearly concealed trash bin tilts out from the port side adjacent interior gunwale wall. Within reach the stainless steel refrigerator keeps your refreshments cold and ready to serve. Natural light filtering through six hull side windows port and starboard and three deck windows overhead, adds to the openness of the cabin layout. A galley, head, convertible dinette and full beam midcabin are expertly engineered and appointed. The forward convertible dinette becomes an island berth when you pull each seat inboard. Add the single or twin bed arrangement in the midcabin and 4 adults can overnight in complete comfort.

The Pursuit SC365i will change the way you dayboat or overnight and delivers the most exciting sport yacht design and innovation in the market today. An experience best enjoyed first hand, visit our Seattle office today!

## Basic Information

---

**Category:** Cruiser

**Model Year:** 2014

**Year Built:** 2014

**Country:** United States

## Dimensions

---

**LOA:** 36' 0" (10.97m)

**Beam:** 12' 6" (3.81m)

**Max Draft:** 2' 6" (0.76m)

## Speed, Capacities and Weight

---

**Displacement:** 17750 Pounds

**Water Capacity:** 75 Gallons

**Holding Tank:** 28 Gallons

**Fuel Capacity:** 300 Gallons

## Hull and Deck Information

---

**Hull Material:** Fiberglass

## Engine Information

---

**Engines:** 2

**Manufacturer:** Yamaha

---

# DETAILED INFORMATION

---

---

## HULL, DECK & COCKPIT

---

- Pursuit Protection Plan / 5-Year hull and deck structural warranty / 5-Year blister free warranty / 2-Year limited warranty
- Hand laminated hull with vinyl ester resin and engineered fabrics
- Infused fiberglass structural grid system with molded finish and integrated bilge water management system
- 5-ply resin infused composite transom system with patented transom reinforcement grid
- Trim tabs with indicator lights and auto-retract
- Bronze thru hull fittings below waterline
- Chrome over bronze thru hull fittings below 7 degree heel line
- Stalon thru hull fitting above the 7 degree heelline
- Bronze garboard drain
- Dedicated transducer location not recessed in hull
- Full length bonded hull windows(6)
- High density PVC rub rail with solid 316L stainless steel insert
- 5/8" 316L stainless steel bow eye
- Flag Blue Hull
- Flag Blue gelcoat
- Boot-stripe color - Platinum/Platinum
- Blue / White underwater lights
- Blue side curtains
- Blue 5pc. drop curtain
- Twilight interior

---

## DECK AND COCKPIT FEATURES

---

- Molded one piece deck and cockpit liner with non-skid pattern area and overboard drains
- Hull and deck joint mechanically fastened with aluminum backing plates and thru

bolts at cleat locations

- 10" pop up cleats (4) on stern and 10" Hershoff spring and bow cleats (4)
- Molded recessed hatches with gaskets and 316L stainless steel latches and overboard drain tracks
- Flush mounted integral anchor locker with fiberglass lid
- Horizontal anchor windlass with switch at helm and remote
- 316L stainless steel delta plow style anchor, twist shackle, chain and 250' of 5/8" rode
- 316L stainless steel through stem anchor roller with 8" mooring cleat, chain binder and aluminum backing plates
- Fresh and raw water wash down in anchor locker with quick connect fittings 1 1/4" welded 316L stainless steel bow rail with 1' stanchions and mid-rail
- Port and starboard 316L stainless steel 2 mile LED navigation lights 316L stainless steel deck plates for water, waste and diesel; fuel chrome over bronze
- Telescoping, platform mounted four step boarding ladder
- Full beam swim platform
- Molded lazarette storage box, fiberglass lid 316L stainless steel latch and shore power access and 50 amp breaker
- Custom cockpit upholstery with dri-fast foam and mesh backing
- Molded port transom walkthrough and hinged acrylic transom door with 316L stainless steel latch and catch
- Port and starboard 316L stainless steel transom grab rails
- Molded port side lounger with back rest, foot rest, drink holders, 316L stainless steel opening port light and glove box.
- 12v MDP panel with acrylic door and latch
- Molded entertainment center with sink, faucet, electric grill, and hinged, fiberglass lids/ doors with magnetic latches.
- Single captain's chair with foldable armrests, swivel, fore, aft and vertical adjustment
- Fresh water wash with chrome over brass pull out sprayer, HOT & COLD
- Fresh and raw water outlet in cockpit with quick connect fittings and 25' hose
- LED cockpit lights with water proof switch in cockpit at port side steps
- Custom molded wrap around seating with insulated storage, 2.3 ft<sup>3</sup> 12v cockpit refrigerator
- Custom molded engine cover with stainless steel gas lift, latched/gasketed port side entry door and engine ignition lock out
- Custom molded cockpit table with teak accents and dedicated storage

## HARD TOP

- Molded fiberglass hardtop with opening sun roof
- 316L stainless steel hardtop supports
- Single piece, laminated, bonded windshield system



- Folding stainless steel all-around navigation light with flag burgee
- Six tricolor LED lights
- Aft LED spreader light
- 60 mil Stratoglass side curtains

---

## HELM

---

- Molded fiberglass helm with instrumentation visor, molded foot rest and folding floor
- Starboard aft tilting with safety lanyard
- Teleflex tilt sport helm
- Custom comfort grip steering wheel
- 12v switch panel
- Independent windshield wiper washer control
- Compass
- Trim tab control panel and indicator
- 12v outlet
- Helm fire extinguisher

---

## MECHANICAL

---

- Bow thruster 5.4 hp with group 31 AGM battery will charge off third leg or 40 amp charger
- 240v/60 cycle cockpit air conditioner with reverse cycle heat 16000 BTU self-contained with raw water pump, bronze sea strainer, seacock and bronze thru hull fitting
- Raymarine E 125 electronics package includes 2-125 Hybrid Tough multi-function color displays, Open Array, Autopilot, Yamaha Gateway and Weather Module
- Raymarine 2nd E125 Widescreen
- Raymarine 72 mile HD radar
- Raymarine Auto Pilot

---

## CABIN AREA

---

- Molded/acrylic access door with gasket, 316L stainless steel locking latch and screen
- Molded cabin entry steps with handrail and wood treads
- Molded cabin hull liner with custom wood floor accents, storage access, drainage and sound damping insulation
- Molded cabin deck liner with sound damping insulation
- Recessed bonded tempered glass hull and deck windows with shades

- 12v outlet
- 120v outlet with GFI protection
- Three switch panel with overhead LED lights (9) and LED floor accent lights (4)
- Pursuit entertainment center with 26" LED smart TV, Apple TV, iCloud account, iPad, 12v stereo with internet radio, speakers (8 total, 4 in cockpit, 4 in cabin), subwoofer in cockpit, with Bluetooth remote
- Custom v-berth seating that converts into queen size island berth with storage below. Solid wood table with electric actuated table base.
- 240v/60 cycle cabin air conditioner with reverse cycle heat 16000 BTU self-contained with raw water pump, bronze sea strainer, seacock and bronze thru hull fitting
- Gunnel storage cabinets with doors and latches
- Forward bulkhead treatment
- Starboard hanging locker with light
- Fwd bilge pump with automatic float switch
- Fwd deck hatch with screen and sunshade
- CO detector
- Twilight interior
- Blue side curtains
- Blue 5pc. drop curtain

---

## **GALLEY**

---

- Corian® galley top with integral stainless steel trivets
- Stainless steel sink with cutting board cover, overboard drain and chrome stalon thru hull fitting
- Pressurized hot/cold mixing valve and faucet
- 120v outlet with GFI protection
- Two burner 240v glass cook top
- 4.6 ft refrigerator/freezer
- Convection microwave
- Lower galley cabinet with drawers, dedicated cabinet storage, positive latches, and slide out trash can.
- Upper galley cabinets with hinged doors and positive latches
- Galley fire extinguisher

---

## **AFT BERTH**

---

- Full beam stateroom with hull light port and starboard with shades
- 1 1/4" privacy door with locking latch and door catches
- Full stand-up head room
- 316L stainless steel opening port light with screen

- Pursuit custom 240/120v MDP switch panel for cabin interior circuits and lights
- Hinged storage cabinet with adjacent upholstered seat
- Hanging locker with light
- Convertible bed berth for 2 persons with separating inner spring mattress feature
- CO detector
- 12v outlet
- 120v outlet with GFI protection

---

## HEAD

---

- Fiberglass enclosed head compartment with Corian® countertop
- Designer sink with vanity mirror and grab rail
- Custom and 1 1/4" wood framed entrance door with custom latch
- Full height storage cabinet with shelves
- Poly storage cabinet with shelves
- Toilet tissue holder
- Towel rack

---

## GENERATOR

---

- 240v/60 cycle 8.0 kw Panda diesel generator with sound shield
- EPA compliant lined 24 gallon fuel tank with engine pickups, shutoff valves and digital level indicator
- Custom built fuel lines with mechanically crimped fittings

---

## FUEL SYSTEM

---

- Single EPA compliant 300 gallon, dual fill (P&S) fuel tank with engine pickups, shutoff valves and digital level indicator
- Custom built fuel lines with mechanically crimped fittings
- Two Yamaha® water separating fuel filters with primer bulbs

---

## WATER SYSTEM

---

- 75 gallon water tank with level indicator
- Custom built reinforced color coded water hose
- Fresh water distribution manifold with dedicated valves for each service line
- Pressure sensing pump
- 11 gallon 240v stainless steel water heater
- Dockside fresh water inlet w/pressure regulator

- Sirius SR150 weather

---

## **YAMAHA OUTBOARD POWER**

---

- Twin 30" counter - rotating 5.4 L 350 hp four stroke engines
- Stainless steel, three blade Yamaha® Saltwater Series II SDS propellers
- Command link plus twin engine display
- Electronic twin engine binnacle control
- Key switch panel w/safety lanyard
- Push Button Start Panel
- Dual Teleflex hydraulic steering cylinders
- Power steering
- 316L stainless steel tie bar
- Z6 Twin Yamaha F350S w/comm Link

---

## **Disclaimer**

---

The Company offers the details of this vessel in good faith but cannot guarantee or warrant the accuracy of this information nor warrant the condition of the vessel. A buyer should instruct his agents, or his surveyors, to investigate such details as the buyer desires validated. This vessel is offered subject to prior sale, price change, or withdrawal without notice.

---

## **EXCLUSIONS**

---

“All personal property is excluded unless specifically identified and included in the sale agreement and listing specifications. Personal property refers to all items not permanently attached to the vessel including but not limited to: artwork, furnishings, and recreational or entertainment items. Advertisements, marketing materials, and/or other photography may depict the vessel with personal property, however, such personal property is excluded unless otherwise specifically included as provided herein.”

---

## **Exclusions**

---

Owner's personal belongings.

---

## **Disclaimer**

---

The Company offers the details of this vessel or yacht in good faith but cannot


guarantee or warrant the accuracy of this information nor warrant the condition of the vessel. A buyer should instruct his representatives, agents, or his surveyors, to investigate such details as the buyer desires validated. This vessel or yacht is offered subject to prior sale, price change, or withdrawal without notice.

---


# PHOTOS

---


**Bow**




**Profile**




**Spacious cockpit**



**Cockpit seating**




**Helm and sunroof**




**Helm electronics**



**One piece windshield**




**Sunroof**



**Open sunroof**




**Cabin**




**Convertible forward berth**




**AV**



**Galley**



**Cabin starboard**




**Mid berth**



**Mid berth seating**




**Head and shower**




**Shower**




**Barbecue**




**Cockpit refrigeration**



**Aft cockpit**



**Aft seating**





**Cockpit lounge**



**Electrical panel**



**AC controls**




**Lazarette storage**




**Panda gen set**




**Anchor locker**



**Radar**



**Stereo**



**Hidden outboards**



**Engine hatch**




**Stern**



**Starboard side**



**bow profile**



# CONTACTS

---

Andrey Shestakov, leading yacht broker of the sales department of Shestakov Yacht Sales Inc. Shestakov Yacht Sales Inc., the official representative of the Miami/Fort Lauderdale FL headquarters.

## Contact details

---

Email: **andrey@shestakovyachtsales.com**

Web: [shestakovyachtsales.com/en/](https://shestakovyachtsales.com/en/)

## Telephones

---

USA: **+1(954)274-4435**

## Office hours

---

Monday – Saturday: **9:00 - 21:00** EDT

Sunday: **closed**

## Address

---



Harbour Towne Marina, 850 NE 3rd St, STE 213, Dania, FL 33004