

## RHAPSODY — PARAGON MOTOR YACHTS



**Builder:** PARAGON MOTOR YACHTS

**Year Built:** 2006

**Model:** Motor Yacht

**Price:** PRICE ON APPLICATION

**Location:** United States

**LOA:** 92' 0" (28.04m)

**Beam:** 21' 7" (6.58m)

**Max Draft:** 5' 11" (1.80m)

**Cruise Speed:** 15 Kts. (17 MPH)

**Max Speed:** 20 Kts. (23 MPH)

Our experienced yacht broker, Andrey Shestakov, will help you choose and buy a yacht that best suits your needs **RHAPSODY — PARAGON MOTOR YACHTS** from our catalogue. Presently, at Shestakov Yacht Sales Inc., we have a wide variety of yachts available on our sale's list. We also work in close contact with all the big yacht manufacturers from all over the world.

If you would like to buy a yacht **RHAPSODY — PARAGON MOTOR YACHTS** or would like help answering any questions concerning purchasing, selling or chartering a yacht, please call **+1(954)274-4435**

# TABLE OF CONTENTS

TABLE OF CONTENTS	2
SPECIFICATIONS	4
Overview	4
Basic Information	4
Dimensions	4
Speed, Capacities and Weight	4
Accommodations	5
Hull and Deck Information	5
Engine Information	5
DETAILED INFORMATION	6
Walkthrough	6
Salon	7
Galley	7
Master Stateroom	8
Mid Guest Stateroom	8
Captain's Cabin	9
Electronics	9
Pilothouse	10
Flybridge	10
Deck Equipment	11
Main Deck	11
Aft Deck	12
Swim Platform and Cockpit	12
Engine Room and Mechanical	12
Electrical Equipment	14
Exclusions	14
Disclaimer	14
PHOTOS	15

GA	20
GA	21
CONTACTS	22
Contact details	22
Telephones	22
Office hours	22
Address	22

# SPECIFICATIONS

## Overview

Custom built with Paragons traditional styling, timeless appearance and meticulous appointments, Rhapsody is a true masterpiece. Large salon windows and open floor plan highlight the beautifully crafted mahogany woodwork. Rhapsody offers accommodations for up to eight owners and guests and three crew members.

## Basic Information

Category: Motor Yacht	Model Year: 2006
Year Built: 2006	Refit Year: 2015
Country: United States	Cockpit: Yes

## Dimensions

LOA: 92' 0" (28.04m)	LWL: 85' 5" (26.03m)
Beam: 21' 7" (6.58m)	Max Draft: 5' 11" (1.80m)
Clearance: 27' 11" (8.51m)	

## Speed, Capacities and Weight

Cruise Speed: 15 Kts. (17 MPH)	Max Speed: 20 Kts. (23 MPH)
Water Capacity: 750 Gallons	Holding Tank: 500 Gallons
Fuel Capacity: 4400 Gallons	

## Accommodations

---

Total Cabins: 3	Sleeps: 8
Total Heads: 4	Captain Cabin: True
Crew Heads: 2	

## Hull and Deck Information

---

Hull Material: Fiberglass

## Engine Information

---

Engines: 2	Manufacturer: Caterpillar
Model: C-30	Engine Type: Inboard
Fuel Type: Diesel	

---

# DETAILED INFORMATION

---

## Walkthrough

---

Rhapsody offers three, nice sized double staterooms each with ensuite heads. Paragons innovative design provides the option for the aft VIP lounge to be converted into a partitioned double bunk cabin. The full beam master suite is located amidship accessed via a private stairway from the main salon. There is a center line king sized berth lined by bedside cabinets and reading lamps. Facing the berth is a flat panel TV with Bose sound system AM/FM & CD/DVD. To starboard is a settee and a generous cedar lined closet. To port is a makeup vanity with a large chest of drawers and a laundry center. Aft is his and her ensuite heads with a stone lined shower and a Jacuzzi tub. The two VIP queen staterooms are accessed by a stairway from the pilothouse. The forward VIP stateroom has an island queen berth lined by abundant storage and two cedar lined hanging lockers. Facing the berth is a flat panel TV with Bose sound system AM/FM & CD/DVD. Aft is the ensuite head with stone lined shower and counter tops. The aft full beam VIP provides a center line walk around queen berth. To port there are generous storage cabinets and a cedar lined hanging locker. To starboard is a chest of drawers, a cedar lined hanging locker and lounge area that can be converted into a partitioned bunk cabin. Facing the queen berth is a flat panel TV with a Bose sound system AM/FM & CD/DVD. Forward is the ensuite head with stone lined shower and counter tops. Accessible from a separate stairway from the aft of the main salon and also through a water tight door in the cockpit, the Captains cabin is located aft of the machinery spaces forward of the cockpit. This nicely appointed double berth cabin provides the same level of detail and finishing found throughout the yacht. It has a desk and a cedar lined hanging locker. Facing the berth is a flat panel TV with stereo system along with VHF radio and some basic instrumentation. Aft is the ensuite head with solid surface counter tops and shower. The crew lounge provides Paragons innovative design with an optional partition to provide for a single crew cabin and a laundry center. **Main Deck** The main deck features full, broad walk around teak decks from bow to stern. The foredeck features a large u-shaped settee and table making for a great lunch spot or it easily converts to a wind protected sun pad. Aft are large bosuns lockers on either side of the forward deckhouse providing storage for deck equipment. There is ample room to deploy the stainless steel Bruce anchor with built in fresh water anchor chain wash system. **Fly Bridge / Boat Deck** The fly bridge is accessed from a stairway in the pilothouse or from a stairway on the aft deck. There is a double Pompanette helm chair with L-shaped settees aft to port and starboard with beautiful handcrafted wood table tops. Port and starboard wing stations have full engine controls. The helm is equipped with all of the appropriate instrumentation. Aft to port is a outdoor galley area with BBQ grill, sink and refrigeration with granite counter tops. To starboard is a booth seating area. The fly bridge area is covered by a fiberglass hard top with an innovative retractable canvas sunroof. The fly bridge has the option to be enclosed with sliding Barrat glass panels providing a great living space rain or shine. Aft of the fly bridge area is the boat deck with a 2500 lb Steel Head hydraulic davit providing ample storage for a tender and toys. **Pilothouse** The pilothouse is accessed by doors on port and starboard. There is excellent visibility through flat panel tempered glass windows forward with windshield washers and wipers. Large side

windows enhance visibility as well. Two Pompanette helm chairs and a u-shaped settee with a pedestal mounted wood inlaid table provides great visibility for all. The pilothouse sole is teak and holly. The helm console is a modern glass bridge helm with all the appropriate instrumentation. **Galley** Aft of the pilothouse is the galley with beautiful stone counter tops and a breakfast bar complemented by a teak and holly sole. There is abundant storage, a dual compartment sink, (2) Subzero full height refrigerators with freezer drawers, (2) Fisher Paykel drawer dishwashers, trash compactor, microwave, glass cook top and oven. Aft to port is a weather tight exterior door to allow for easy provisioning and trash removal. The galley is open to the pilothouse with an optional partition if needed. **Main Salon** Aft from the galley, the main salon opens up to a large and welcoming expanse of beautifully handcrafted woodwork, coffered ceilings and custom furnishings. Large windows and a french sliding door provide terrific viewing while underway and maximum natural light. There are remote controlled window treatments ensuring privacy and sun protection as desired. On the forward bulkhead is the 50" TV and custom cabinetry concealing the Denon entertainment system along with the ice maker and wine cooler. To port is a built in settee with table and the stairway leading to the Captains quarters aft. To starboard are two chairs with a table and the stairway leading to the master stateroom. **Aft Deck** The aft deck offers al fresco dining with two pedestal mounted handcrafted wood tables, a built in bench seat aft and pull up chairs. Forward to starboard is a TV and storage cabinet with refrigeration. Forward to port is the stairway leading to the boat deck. Outboard of the stairway is a wing station with engine controls. Two cascading stairways aft of the dining area lead you to the 8' cockpit "Beach Club" encompassing a 70 gallon bait tank, built in sink, large lazarette and a "Hookah" dive system. Double transom doors open to a 4' integrated swim step with removable s.s. u-rails, hands free shower and swim ladder.

---

## Salon

- Large Freeman sliding aft doors with fixed glass windows
- Extensive floor dampening system to reduce noise/vibration
- Port aft stairway w/access to engine room, utility room & captain's cabin
- Carpeted sole, with Soundown barrier padding
- L.E.D. overhead halogen lighting with dimmer control
- Forward bulkhead, custom cabinet for TV/entertainment center, wine cooler, large icemaker, bottle and glass storage
- Starboard fwd private stairway down to Master Stateroom
- Automatic window blinds with remote
- 50" Flat screen TV (new 2014)
- Custom settee
- (2) Barrel chairs

---

## Galley

- Granite counter tops

- Floating floor system
- Air/con system
- Teak and Holly sole
- Double sink with Grohe faucet
- (2) Subzero full-height refrigerators with four freezer drawers at bottom section
- Whirlpool dishwasher
- Trash compactor
- Microwave with exhaust fan
- Stove/oven
- Soap dispenser Insinkerator instant hot water dispenser
- Insinkerator stainless garbage disposal with counter-top air switch
- Port side hinged Freeman door from galley to side deck
- L.E.D. overhead lighting on dimmer control

---

## Master Stateroom

- Accessed via private stairway from salon
- Air/con system
- King size walk around berth with large drawers & storage underneath
- Nightstands with drawers
- Cedar lined hanging & walk-in closet with shoe racks, and upper & lower hanging bars
- Sofa to stbd, combo washer/dryer to port
- Dresser cabinet, desk/vanity area to port
- Two wall mounted reading lights
- Flat TV with Bose simulated surround sound for AM/FM & CD or DVD play
- L.E.D. overhead lights on dimmer controls
- Overhead stereo speaker's w/volume control
- His and hers heads with port light on port side, Tecma full size ceramic bowl head
- Grohe faucets, granite countertop & flooring
- Fully enclosed shower with Grohe controls
- 110v AC duplex receptacles (GFI type in head)
- Accent lighting
- Hidden overhead exhaust fan
- Large Jacuzzi tub in "her" side of the his/her heads

---

## Mid Guest Stateroom

- Queen size walk around berth
- Air/con system
- Cedar lined hanging lockers
- L.E.D. overhead lights on dimmer control
- (2) Wall mounted reading lights



- (2) Opening port lights at starboard and one to port
- Flat TV with Bose simulated surround sound for AM/FM or CD & DVD play
- Head with port light, granite countertop & flooring, ceramic sink, full enclosed shower, louvered lockers, and Tecma head
- Grohe faucets and shower controls
- Accent lighting 110v ac duplex receptacles (GFI type in head)
- Overhead exhaust fan in the head
- Settee area converts into upper & lower bunk stateroom with own Tecma head and wash basin

## Captain's Cabin

---

- Accessed from either cockpit through utility room or salon/main deck
- A/C system
- Wide elevated berth with large lockers, two drawers and large file cabinet underneath
- Opening port light, stbd side above berth
- Cedar lined hanging locker
- Stereo system
- Flat TV system with navigation info on monitor
- VHF radio station, depth and wind readouts Tecma head, ceramic sink with Grohe faucets, Corian lav counter top, FRP shower with glass door
- 110v AC duplex receptacles (GFI type in head)
- LED overhead lighting with dimmer

## Electronics

---

### Pilothouse:

- VEI 17" monitors
- Furuno dual 12kw Navnet radars 6ft open array
- Furuno dual WASS GPS
- Furuno digital Fishfinder/sounder
- Furuno Navnet receiver
- Furuno RD30 instruments, repeater in master sr and crew
- Icom VHF radio w/command mic & remote Comrod antennas
- B & G instruments
- Simrad dual autopilot w/ hand held remote backup
- Stealth PC computer with Nobeltec navigation software
- ACR Class B AIS
- 25 kw Furuno radar (new 2011)
- Navnet 3d chart plotter (new 2011)
- Panasonic PBX intercom phone system

- Elbex CCTV cameras

#### Flybridge:

- Navnet display
- Icom VHF radio w/command mic & remote Simrad autopilot controls

#### Entertainment:

- Denon sound system in salon with whole-yacht music sharing
- Bose 321 DVD local systems in staterooms
- Sharp Aquos LCD TV in salon and staterooms
- Seatel 24 inch stabilized DSS TV antenna

## Pilothouse

---

- Center helm station with two Pompanette helm chairs (new custom leather covering 2014), complete engine instrumentation & alarms, navigational electronic equipment, Nightwatch ships systems monitoring computer
- A/C, heating and defrosting
- Chart storage lockers
- Raised settee with table
- Port and stbd Freeman side doors with access to side deck
- Mahogany wood, teak and holly cabin sole 10 mm clear fwd windshield tempered glass
- AC & DC electrical panels
- L.E.D. overhead lighting with dimmer control
- Overhead NAV lights (red)
- Stbd side stairway down to main deck
- Stereo speakers in overhead w/volume control

## Flybridge

---

- 4-sided Barrett Glass enclosure on sliders
- Center helm station with complete engine instruments & high-end navigation electronics
- (1) Double Pompanette helm chair
- Large FRP I seat with large FRP table
- FRP mast/tower with (2) Cantalupi lights on dimmer controls
- Port side galley with BBQ, sink, and lockers
- Storage lockers, slide out shelves & 110v GFI protected duplex receptacles
- (4) Stereo speakers with volume controls
- Accent lighting @ base of all FRP cabinets and seating areas
- Port & stbd wing command stations with engine controls, bow & stern thruster controls Aft port boat deck, integral steps down to aft deck with stainless steel framed sliding

hatch/cover

- Non-skid decks, galley/dinette, boat deck, & flybridge sections
- 2500 lb. steel head hydraulic davit with hydraulic rotation & 2000 lb. extended reach
- S.S. 2" hand rails around boat deck
- Fresh water wash down & outboard engine flush hook-up station
- Decks cambered & drains plumbed to insure no standing water
- Canvas

## Deck Equipment

---

- Ships hydraulic system by Wesmar, main engine driven to run the following: 60 hp 16" dual prop vortex bow & stern thruster, 12 square foot roll fin stabilizers
- Maxwell #4500 hydraulic windlass with (3) station controls
- (1) 250 lb. s.s. polished plow type anchor, 400' x 5/8" high-test chain
- Steelhead 2500 lb. hydraulic davit with hydraulic rotation & 2000 lb. extended reach
- Aqua Air, 15 ton chilled water air conditioning and heating system with surge-less start up
- Salt water wash down @ bow and stern
- Compressed air system for Buelle air horns with engine room air hose
- HRO Systems reverse osmosis water maker (1400 g.p.d.) with fresh water flush system  
Central vacuum system
- Electric BBQ grill on flybridge
- Automatic fire extinguishing system with automatic engine shut down
- Tecma marine heads throughout

## Main Deck

---

- Teak main deck
- All exterior stainless steel #316 grade with welds ground smooth & highly polished
- Seating area at bow with removable table and filler piece for making into large sunpad
- Large storage lockers port & stbd at bow area
- Central fuel tank fills port & stbd • Cambered decks w/ outboard drain channels
- Water tight fwd deck hatch, access to anchor well. Freeman hatch
- Fwd deck hatch, & ventilation/escape hatch for fwd guest stateroom Freeman hatch
- Fresh water & salt water wash down hook up @ bow area
- Fire hose at fwd stbd bow locker with 25' hose & fire hose nozzle
- Built-in high pressure anchor chain wash system (fresh water)
- High polished s.s. hand rails
- S.S. hawse holes and ballards
- Port & stbd bulwark doors
- Overhead Cantalupi lights on dimmer controls for walk-arounds
- Underwater lights at walk-arounds, main deck
- Cantalupi deck safety lights

- Marquipt boarding ladder

---

## Aft Deck

---

- Teak aft deck
- Port side integral stairway up to boat deck/flybridge (teak steps)
- FRP stbd side storage cabinet with ref
- FRP molded bench seat with large dining tables
- Port side locker with engine controls/thrusters, auto pilot joy stick in lieu of steering wheel
- Cantalupi overhead lights on dimmer control
- Overhead stereo speakers
- VHF radio station cabinet
- PBX phone system hook up
- Aft facing hailer horn location Flood lights facing aft
- Fire hose @ port side w/ 25' hose & fire hose nozzle

---

## Swim Platform and Cockpit

---

- Teak decking with stairway port & starboard up to aft deck (teak steps)
- Hot & cold water shower
- (3) Extra-large pop-up cleats, port center and starboard water tight Freeman door, access to utility/crew and engine room
- S.S. rails at stairs up to aft deck
- Water proof safety lights stairs up to aft deck
- Salt water outlet
- Four underwater flood lights, on transom underwater
- Four stainless steel U-rails around swim platform
- Maxwell Liberty 2500 stern windlass, 250` Rhode and 75` chain

---

## Engine Room and Mechanical

---

NOTE: All of the key components being used in this drive train and exhaust system have been designed and built in Holland, Netherlands, Germany and the U.S.A. to meet the specifications that P.M.Y. insists on.

- Twin Caterpillar C30 1500 BHP diesel engines with remoted ZF #2050a electronic marine reduction gears using a torsional coupling and vibration dampening system
- Engines mounted on rubber design soft vibration dampening mounts, engine installation shall be approved by the engine manufacturer.
- American built #316 stainless steel exhaust risers, with s.s. Flex bellows connecting to custom spray nozzles and FRP towers with internal silencers & underwater exhausts

- Aquamet #22 or equivalent (31/2") propeller shafts in conjunction with rubber design flex couplings at gear to shaft couplings
- Water cooled exhaust system with 6" bypass tubes aft with additional silencers for bypass exhaust
- Power train & exhaust systems designed to achieve the most smooth, quiet results possible
- Dual Racor 75/1000 fuel filters/water separators with vacuum gauges for each engine coupled with rice fuel purifiers Bronze V-struts with cutlass bearings
- Tides dripless propeller and rudder shafts Glendenning: Model 2003 electronic engine controls at pilot house helm, port and starboard bridge command stations, flybridge helm and remote control for aft deck
- Dual Hynautic power assisted steering system
- (2) Stainless steel streamlined rudders
- Engine room start/stop panels with gauges
- Visual and audio alarms for engine systems at pilot house
- 10,000 BTU air condition system
- Engine room camera system
- S.S. welded & polished engine beds
- Aluminum (marine grade 6 mm) fuel tanks with proper sight gauges, and accessible 20" inspection plates
- (2) Sea chests for specific raw water intakes
- Marine grade bronze sea cocks for all thru hull fittings, bonded to bonding system
- (6) 24 VDC heavy duty bilge pumps with ultra-switches
- High bilge water alarm system
- Full flow s.s. ball valves for all piping systems S.S. air compressor
- 125 vac oil change system for main engines and generators
- 60 gallon per minute emergency bilge pump system
- Fire hose pump system with hose at forward deck and aft deck
- Fresh water anchor wash down system at bow anchor area and (2) at flybridge
- Fresh water hose and nozzle in engine room
- Delta T positive pressure engine room air intake system w/ fire flaps and de-misters
- (1) 30 gallon and (1) 40 gallon hot water heater
- Central fresh water tank fills, port and stbd
- Dock side water pressure hook up at bow and stern with quick release fittings
- (2) 125 vac Headhunter fresh water system pumps with filters
- Central drain system for upper and lower deck drains, sinks, etc. to minimize thru hull fittings
- 500 gallon holding tank with deck fitting for pump out and two macerator pumps for overboard discharge
- (1) 110 vac pump & (1) 24 VDC
- 110 vac fluorescent lighting in engine room and utility room
- Whale high output manual bilge pump
- Two stereo speakers with volume controls

---

## Electrical Equipment

---

- Northern Lights 33 kw diesel generator with exhaust silencers, sound shield & custom gas/water separators, 2427 hours, Jan. 2016
- Northern Lights 20kw diesel generator with exhaust silencers, sound shield & custom gas/water separators, 4308 hours, Jan. 2016
- (4) Odyssey PC 1700 Drycell batteries for main engine start (2 ea. engine)
- (2) Odyssey PC 1200 Drycell batteries for generator start (1 ea. generator)
- 12 AMG batteries for ships 24 volt dc service system
- (2) Trace 4kw/120 amp inverter/charger for charging ships battery system, interface for 8kw and house battery bank monitoring panel
- Charles Marine 24 volt battery charger for main engine batteries
- Charles Marine 24 volt battery charger for service batteries (back up charger) Charles Marine 24v to 12v transformers
- Two 75 amp (engine alternators) for charging engine start batteries
- Two 160 amp (large frame engine alternators) for charging ships service batteries
- Two Charles Marine ISO boost shore power isolation transformers
- One Marinco shore power 125/250 vac 50 amp inlets aft & one fwd.
- One Glendinning 100 amp shore power 125/250 inlet aft on a Glendening cable master
- (2) Marinco phone/TV inlets (one aft & one fwd.)
- AC & DC back lit distribution/circuit breaker panels with digital amp & volt meters
- Shielded wiring for stereo/TV speaker systems Electrolysis and bonding system with copper strapping connected to (2) zinc plates @ transom BEP vapor proof battery selector switches
- Exalto heavy duty variable speed windshield wiper system
- International navigation lights
- ACR high intensity spot light with dual station controls
- PBX-type phone/intercom system
- AC duplex receptacles throughout with GFI protection in dedicated areas

---

## Exclusions

---

Owner's personal belongings.




---

## Disclaimer


---

The Company offers the details of this vessel or yacht in good faith but cannot guarantee or warrant the accuracy of this information nor warrant the condition of the vessel. A buyer should instruct his representatives, agents, or his surveyors, to investigate such details as the buyer desires validated. This vessel or yacht is offered subject to prior sale, price change, or withdrawal without notice.



# PHOTOS
















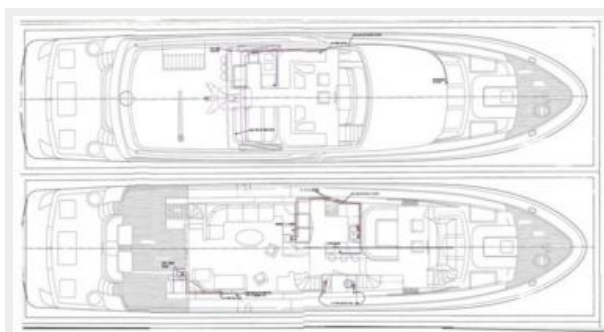




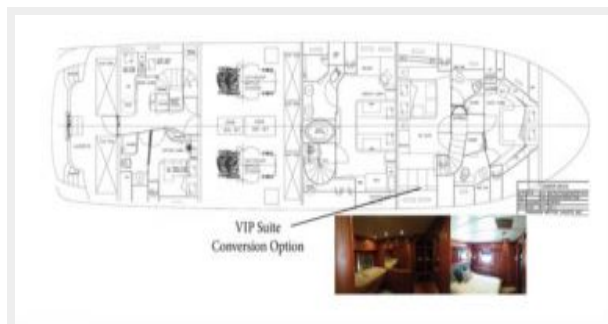




GA



## GA



# CONTACTS

---

Andrey Shestakov, leading yacht broker of the sales department of Shestakov Yacht Sales Inc. Shestakov Yacht Sales Inc., the official representative of the Miami/Fort Lauderdale FL headquarters.

## Contact details

---

Email: **andrey@shestakovyachtsales.com**

Web: [shestakovyachtsales.com/en/](http://shestakovyachtsales.com/en/)

## Telephones

---

USA: **+1(954)274-4435**

## Office hours

---

Monday – Saturday: **9:00 - 21:00** EDT

Sunday: **closed**

## Address

---



Harbour Towne Marina, 850 NE 3rd St,  
STE 213, Dania, FL 33004