

UNNAMED — PARKER MARINE



Builder: PARKER MARINE

Year Built: 2006

Model: Sport Fisherman

Price: PRICE ON APPLICATION

Location: United States

LOA: 25' 4" (7.72m)

Beam: 9' 6" (2.90m)

Min Draft: 1' 3" (0.38m)

Max Draft: 1' 6" (0.46m)

Cruise Speed: 25 Kts. (29 MPH)

Max Speed: 36 Kts. (41 MPH)

Our experienced yacht broker, Andrey Shestakov, will help you choose and buy a yacht that best suits your needs **unnamed — PARKER MARINE** from **our catalogue**. Presently, at **Shestakov Yacht Sales Inc.**, we have a wide variety of yachts available on **our sale's list**. We also work in close contact with all the big **yacht manufacturers** from all over the world.

If you would like to buy a yacht **unnamed — PARKER MARINE** or would like help answering any questions concerning purchasing, selling or chartering a yacht, please call **+1(954)274-4435**

TABLE OF CONTENTS

TABLE OF CONTENTS	2
SPECIFICATIONS	5
Overview	5
Basic Information	5
Dimensions	5
Speed, Capacities and Weight	5
Accommodations	6
Hull and Deck Information	6
Engine Information	6
DETAILED INFORMATION	7
Features	7
Special Features	7
Disclaimer	8
Exclusions	9
Disclaimer	9
PHOTOS	10
2520 XL Parker, pilothouse view 1	10
2520 XL Parker, pilothouse view 2	10
2520 XL Parker, pilothouse view 3	10
2520 XL Parker, stbd side	10
2520 XL Parker, port side sink and refrigerator	10
2520 XL Parker, helm station	10
2520 XL Parker, stereo, Morse Engine Controls	11
2520 XL Parker, Simrad NSS8 Multi-function display (new in '14)	11
2520 XL Parker, trim tabs and switches	11
2520 XL Parker, Stereo and Anchor Windlass control	11
2520 XL Parker, VHF radio	11
GPS and Fishfinder split screen	11

2520 XL Parker, stbd stern, notice the Full Beam motor bracket	12
2520 XL Parker, engine hour meter	12
2520 XL Parker, "structure scan" transducer	12
2520 XL Parker, engine data plate	12
2520 XL Parker, trim tilt pump	12
2520 XL Parker, full V-Berth cushions	12
2520 XL Parker, electric flushing toilet in cabin	13
2520 XL Parker, 110volt breaker panel, 110volt cabin outlet	13
2520 XL Parker, swim ladder is stored in the cabin	13
2520 XL Parker, swim ladder bracket	13
2520 XL Parker, cockpit Bimini Top for Summer Shade	13
2520 XL Parker, Jensen AM/FM/CD/MP3 stereo	13
2520 XL Parker, Jensen stereo speakers	14
2520 XL Parker, pull-up Stainless Steel stern cleats	14
2520 XL Parker, fenders stored in the fishbox	14
2520 XL Parker, port side "drop-in" transom box	14
2520 XL Parker, HUGE Full Beam transom fish bow	14
2520 XL Parker, stbd side "drop in" transom box	14
2520 XL Parker, salt water washdown	15
2520 XL Parker, cockpit helm station	15
2520 XL Parker, lockable lower cabin door	15
2520 XL Parker, HUGE cockpit	15
2520 XL Parker, 30 amp shore power connection	15
2520 XL Parker, Guest Battery Charger	15
2520 XL Parker, Thru-Hull tilted element transducer	16
2520 XL Parker, clean bilge	16
2520 XL Parker, Battery Switch	16
2520 XL Parker, cockpit pic 2	16
2520 XL Parker, deck fittings	16

2520 XL Parker, anchor windlass, new in '14	16
2520 XL Parker, foredeck	16
2520 XL Parker, 2 windshield wipers	17
2520 XL Parker, top of Pilothouse	17
2520 XL Parker, port side of pilothouse	17
2520 XL Parker, HD Radar antenna	17
2520 XL Parker, notice the rocket launcher	17
2520 XL Parker, cockpit pic 3	17
2520 XL Parker, stbd bow	17
2520 XL Parker, stbd bow	17
2520 XL Parker, Aluminum Wheels on the trailer, NEW in '14	18
Manufacturer Provided Image	18
This can be you.....	18
CONTACTS	19
Contact details	19
Telephones	19
Office hours	19
Address	19

SPECIFICATIONS

Overview

This very nice 2520 XL Parker is ready to go! Powered by a low hour Yamaha 4 stroke 250(Just professionally serviced), on a full beam transom Bracket, the motor bracket allows for a Full Beam Transom Fishbox. With special features like a Cockpit Control Station, removable cockpit Bimini Top, 30 amp shore power, On Board Battery Charger, The cabin Galley Package (sink and refrigerator) is included. A brand new Simrad NSS8 with HD Radar, Thru Hull and Structure Scan transducers, Anchor Windlass is new. Trailer is New (2014 Venture tandem axle Aluminum I-Beam). This is a very nice, complete package.

Basic Information

Category: Sport Fisherman

Model Year: 2006

Year Built: 2006

Country: United States

Dimensions

LOA: 25' 4" (7.72m)

Beam: 9' 6" (2.90m)

Min Draft: 1' 3" (0.38m)

Max Draft: 1' 6" (0.46m)

Speed, Capacities and Weight

Cruise Speed: 25 Kts. (29 MPH)

Cruise Speed RPM: 4600 Kts.

Max Speed: 36 Kts. (41 MPH)

Max Speed RPM: 5300 Kts.

Displacement: 5300 Pounds

Water Capacity: 12 Gallons

Holding Tank: 15 Gallons

Fuel Capacity: 173 Gallons

Accommodations

Total Berths: 2

Total Heads: 1

Hull and Deck Information

Hull Material: Fiberglass

Engine Information

Engines: 1

Manufacturer: Yamaha

Model: F250 TXR

Engine Type: Outboard

Fuel Type: Gas/Petrol

DETAILED INFORMATION

Features

Electronics

- Depthsounder - AirMar 12 degree Tilted Element thru hull transducer, PLUS Structure Scan transom mounted transducer
- Radar - HD Radar, 24 mile max range
- Plotter - 2014 Simrad NSS8 multi function display
- Radio - Jensen MSR3012 40w x 4 stereo, AM/FM/CD/MP3 for iPod/iPhone
- Compass - Ritchie powerdamp
- Cockpit Speakers - Jensen Marine speakers for cabin & cockpit
- VHF - Standard Horizon, quest + VHF radio with DSC

Inside Equipment

- Electric Bilge Pump - with automatic float switch
- Electric Head - Electric toilet with holding tank, Macerator pump and deck pump-out fitting
- Refrigerator - Isotherm 12 volt refrigerator
- Sea Water Pump - Raw Water washdown
- Battery Charger - Guest 'Charge Pro' 20 amp automatic battery charger, both batteries replaced 10/15

Electrical Equipment

- Shore Power Inlet - 30 amp shore power system with breaker panel

Outside Equipment/Extras

- Cockpit Cushions - coaming pads
- Swimming Ladder - 4 step swim/dive ladder

Covers

- Bimini Top - removable cockpit bimini top

Additional Equipment

- Road Trailer - 2014 venture tandem axle, aluminum i-beam bunk trailer with disk brakes on the front axle

Special Features

- Yamaha 250hp 4 stroke EFI outboard motor (509 hrs)
- Hydraulic steering
- Morse engine controls
- Lenco Electric trim tabs
- Full beam Motor Bracket with built-in swim ladder mount
- 4 step swim/dive ladder, removable
- HUGE Full beam, transom mounted Fish Box with two drop-in storage boxes
- 8 inch Stainless Steel pull-up stern cleats
- Cockpit Coaming pads
- Raw Water washdown
- Additional set of zero degree flush mounted rod holders
- Free Standing stbd side cockpit helm station
- Lockable Pilothouse door
- 6 rod Rocket Launcher
- Cockpit Spreader light
- Port & Stbd side Pilothouse windows slide open
- (2) Front windshield windows can be opened
- (2) windshield wipers
- dual Trumpet electric horn
- generous side deck access to the bow
- Stainless Steel handrails
- Stainless Steel Bow Railing
- 10 inch Stainless Steel spring cleats and bow cleats
- Anchor Pulpit with Maxwell Electric windlass (New in '14)
- Pedestal mounted helm seat, Stbd side
- stbd side Passenger seat with storage underneath
- Port side Pedestal seat
- Galley Option behind port seat (fresh water sink with 12 volt Refrigerator and portable 1 burner stove)
- 12 volt Dome Light at helm
- Lockable lower cabin door
- Full V-berth cushions
- Electric Flushing toilet with holding tank and Macerator Pump
- port lights in the lower cabin with screens
- Overhead Hatch with screen
- 12 volt red/white lower cabin light
- 30 amp Shore Power system with cabin outlets

Disclaimer

While we attempt to display current and accurate data, this listing may not reflect the most recent transactions or may contain occasional data entry errors. Selling agent makes no warranties, express or implied, regarding the content or availability of the

products described herein. All inventory listed is subject to availability and prior sale. Please consult selling agent for details. Prices are quoted for the USA only and may not include transportation, taxes, or other applicable charges. Photographs may be representative only and may vary somewhat from the actual items offered for sale. We will not be responsible for inaccurate data obtained from our site. Please check with your local dealer to ensure that you have the latest information available. Information on this web site could include technical inaccuracies or typographical errors. Changes may be periodically made to the information or the products herein. Questions or comments regarding these policies may be directed to website hosting agent.

Exclusions


Owner's personal belongings.

Disclaimer


The Company offers the details of this vessel or yacht in good faith but cannot guarantee or warrant the accuracy of this information nor warrant the condition of the vessel. A buyer should instruct his representatives, agents, or his surveyors, to investigate such details as the buyer desires validated. This vessel or yacht is offered subject to prior sale, price change, or withdrawal without notice.

PHOTOS


2520 XL Parker, pilothouse view 1




2520 XL Parker, pilothouse view 2




2520 XL Parker, pilothouse view 3




2520 XL Parker, stbd side



2520 XL Parker, port side sink and refrigerator



2520 XL Parker, helm station



**2520 XL Parker, stereo, Morse
Engine Controls**




**2520 XL Parker, Simrad NSS8 Multi-
function display (new in '14)**




**2520 XL Parker, trim tabs and
switches**




**2520 XL Parker, Stereo and Anchor
Windlass control**




2520 XL Parker, VHF radio



GPS and Fishfinder split screen




2520 XL Parker, engine hour meter




2520 XL Parker, stbd stern, notice the Full Beam motor bracket




2520 XL Parker, "structure scan" transducer



2520 XL Parker, engine data plate



2520 XL Parker, trim tilt pump



2520 XL Parker, full V-Berth cushions




2520 XL Parker, electric flushing toilet in cabin



2520 XL Parker, 110volt breaker panel, 110volt cabin outlet




2520 XL Parker, swim ladder bracket



2520 XL Parker, swim ladder is stored in the cabin



2520 XL Parker, cockpit Bimini Top for Summer Shade



2520 XL Parker, Jensen AM/FM/CD/MP3 stereo




2520 XL Parker, Jensen stereo speakers



2520 XL Parker, pull-up Stainless Steel stern cleats




2520 XL Parker, fenders stored in the fishbox



2520 XL Parker, port side "drop-in" transom box




2520 XL Parker, HUGE Full Beam transom fish bow



2520 XL Parker, stbd side "drop in" transom box



2520 XL Parker, cockpit helm station




2520 XL Parker, salt water washdown




2520 XL Parker, lockable lower cabin door



2520 XL Parker, HUGE cockpit




2520 XL Parker, 30 amp shore power connection




2520 XL Parker, Guest Battery Charger




2520 XL Parker, clean bilge




2520 XL Parker, Thru-Hull tilted element transducer




2520 XL Parker, Battery Switch




2520 XL Parker, cockpit pic 2




2520 XL Parker, deck fittings



2520 XL Parker, foredeck



2520 XL Parker, anchor windlass, new in '14




2520 XL Parker, 2 windshield wipers




2520 XL Parker, top of Pilothouse




2520 XL Parker, HD Radar antenna




2520 XL Parker, port side of pilothouse




2520 XL Parker, cockpit pic 3




2520 XL Parker, notice the rocket launcher



2520 XL Parker, stbd bow



2520 XL Parker, stbd bow




**2520 XL Parker, Aluminum Wheels on
the trailer, NEW in '14**



Manufacturer Provided Image



This can be you.....



CONTACTS

Andrey Shestakov, leading yacht broker of the sales department of Shestakov Yacht Sales Inc. Shestakov Yacht Sales Inc., the official representative of the Miami/Fort Lauderdale FL headquarters.

Contact details

Email: **andrey@shestakovyachtsales.com**

Web: shestakovyachtsales.com/en/

Telephones

USA: **+1(954)274-4435**

Office hours

Monday – Saturday: **9:00 - 21:00** EDT

Sunday: **closed**

Address



Harbour Towne Marina, 850 NE 3rd St, STE 213, Dania, FL 33004