

## WESTERN FLYER — SELENE



**Builder:** SELENE

**Year Built:** 1999

**Model:** Trawler

**Price:** PRICE ON APPLICATION

**Location:** United States

**LOA:** 43' 0" (13.11m)

**Beam:** 15' 8" (4.78m)

**Min Draft:** 4' 9" (1.45m)

**Cruise Speed:** 8 Kts. (9 MPH)

**Max Speed:** 10 Kts. (12 MPH)

Our experienced yacht broker, Andrey Shestakov, will help you choose and buy a yacht that best suits your needs **Western Flyer — SELENE** from **our catalogue**. Presently, at **Shestakov Yacht Sales Inc.**, we have a wide variety of yachts available on **our sale's list**. We also work in close contact with all the big **yacht manufacturers** from all over the world.

If you would like to buy a yacht **Western Flyer — SELENE** or would like help answering any questions concerning purchasing, selling or chartering a yacht, please call **+1(954)274-4435**

---

# TABLE OF CONTENTS

---

TABLE OF CONTENTS	2
SPECIFICATIONS	3
Overview	3
Basic Information	3
Dimensions	4
Speed, Capacities and Weight	4
Accommodations	4
Hull and Deck Information	4
Engine Information	4
DETAILED INFORMATION	5
General layout	5
SALON & GALLEY	5
Pilothouse	6
Navigation Electronics	7
Master and Guest Staterooms/Heads	8
Flybridge & Deck	10
Engineroom and Mechanical	11
Electrical & Plumbing	11
Exclusions	12
Disclaimer	12
PHOTOS	14
CONTACTS	16
Contact details	16
Telephones	16
Office hours	16
Address	16

---

# SPECIFICATIONS

---

## Overview

---

### Ready to cruise from Alaska to Mexico!

"Western Flyer", is an amazing example of a trawler yacht that was not only initially well outfitted with quality gear but maintained and upgraded by her current owner who is a very knowledgeable yachtsman. She has many incredible systems and redundancy throughout including:

- Naiad Stabilizers (Upgraded to Datum system)
- New Awlgrip paint in 2013
- New Navigation computer
- Dual Autopilot systems
- HRO Watermaker
- Sidepower- Bow and Stern Thrusters
- Grunnert and Sea Freeze- Freezers.
- Cherry interior with gloss teak trim.

***BP***

---

## Basic Information

---

**Category:** Trawler

**Model Year:** 1999

**Year Built:** 1999

**Country:** United States

---

## Dimensions

---

**LOA:** 43' 0" (13.11m)

**LWL:** 40' 0" (12.19m)

**Beam:** 15' 8" (4.78m)

**Min Draft:** 4' 9" (1.45m)

**MFG Length:** 43' 0" (13.11m)

---

## Speed, Capacities and Weight

---

**Cruise Speed:** 8 Kts. (9 MPH)

**Max Speed:** 10 Kts. (12 MPH)

**Displacement:** 60000 Pounds

**Water Capacity:** 220 Gallons

**Holding Tank:** 40 Gallons

**Fuel Capacity:** 900 Gallons

---

## Accommodations

---

**Total Cabins:** 2

**Total Berths:** 4

**Total Heads:** 2

---

## Hull and Deck Information

---

**Hull Material:** Fiberglass

---

## Engine Information

---

**Engines:** 1

**Manufacturer:** Cummins

**Model:** 6BTA5.9

**Engine Type:** Inboard

**Fuel Type:** Diesel

---

# DETAILED INFORMATION

---

## General layout

---

Two Stateroom layout with master forward and guest stateroom with bunks to port. Two heads, master has tub/shower and guest stateroom with shower. Stepping from the cockpit to the main salon the settee is to port and the galley is centerline. The stairs up to the pilothouse are on the starboard side of the galley and their are stairs down to the staterooms on the port side of the galley. Teak & holly floors are throughout and interior panels are Cherry in a satin finish with Teak trim finished with a gloss varnish. Countertops throughout the salon and pilothouse are a gloss finished burl wood. The pilothouse is has a hi settee with watch berth behind. Interior access to the fly bridge on the port side of the pilothouse settee. The flybridge has two swiveling helm chairs and the boat deck aft stores the tender.

## SALON & GALLEY

---

### Salon

The salon looks and feels bright and airy with plenty of space to relax at the L-shaped settee. The dining table folds open to accommodate four for meals and closes for extra space. There are storage cabinets/drawers to port and starboard with additional storage space under the settee. Additional features:

- Gorgeous cherry interior with solid teak trim.
- Desk with folding stool
- Surround Sound Stereo system and TV •(5) Overhead speakers and sub-woofer
  - Sony- STR-DE485 Stereo system •AudioSource- AMP ONE/A- Power amplifier with four speakers •Toshiba SD-V392 VHS/DVD player •Direct TV Satellite receiver
  - APS- UPS for stereo system •LG 22LG30- 22" LCD TV
- Sea Tel Satellite system & control Panel
- Weather Station
- (6) Sliding windows with screens
- Dutch door to cockpit
- Commissary with storage

### Galley

The Galley on "Western Flyer" has the space and storage for gourmet meals or fixing a quick snack while under way. A custom overhead cabinet to port matches the beautiful cherry interior perfectly providing additional storage and the perfect hanging wine glass rack.

- Corian countertops with raised backsplash countertop
- Double Stainless Steel sink with Grohe Faucet
- Grunnert- Top loading, holding plate freezer.
- Galley Maid- Three burner propane stove with oven
- Sea Freeze- Refrigerator with freezer compartment on bottom and remote mounted compressor
- Samsung- Microwave
- Xintex- Remote propane switch and fume detector
- HRO- Watermaker remote panel
- Thru-counter trash bin
- Custom built in LG- LCD TV above refrigerator

---

## Pilothouse

---

The pilothouse is comfortable and has great visibility outside and access to her navigation systems is wonderful due to the expertise in their layout. Systems include:

- Full suite of Navigation Electronics (Noted below)
- Hynautic hydraulic steering with large traditional wheel
- Sidepower- Bow and Stern Thruster controls
- Morse- Engine and Transmission controls
- Cummins- Engine panel
- Westerbeke- Generator remote control and gauge panel.
- Naiad- Datum- Stabilizer control
- Muir- Anchor windlass-Auto anchor panel and breaker
- Webasto- Heater control for system
- Floscan- Series 9500- Fuel monitoring system w/ Digital tachometer and totalizer
- RapidFix 406 EPIRB
- Outback- Mate2M Controller for inverter
- Selene- 120 VAC- 12VDC Distribution panel
- Selene- Mimic panel with bilge pump control
- CCTV system with Monitor and cameras in the engine room and cockpit
- Jabsco 60010-2 Series 255SL Searchlight w/remote
- Alpine CDA-9827 CD Receiver w/6 CD changer and 4 speakers
- U-Line Ice maker

## Navigation Electronics

---

The Navigation Electronics on "Western Flyer" are solid commercial grade units with redundancy in mind for safe passage making. Nav Systems and Electronics were chosen and laid out for ease of use and dependable operation. Care was taken so that Pilothouse and Fly Bridge station are complimentary and have a logical layout of screens and controls.

### Pilothouse Electronics

- Furuno- FR-7062 25kW High Performance Radar w/12" display and 6' open array antenna & ARP II Target plotter
- Furuno 1731 Mark3 4kW back up radar system w/ 8" display & 2' Radome antenna
- Furuno- GP-1850DF- Collor DGPS, Chartplotter, sounder, w/ 7" color display(Includes charts from Mexico to Alaska)
- Furuno- GP-30 GPS system
- Furuno- FAX-207- Weatherfax
- Big Bay- Tower PC w/Logitech wireless mouse and keyboard running Nobeltec navigation software
- Samsung- SyncMaster 730B- 17" monitor
- (2) Simrad- autopilots w/rate gyro compass w/ AP20 Control head, AP300 computer, RPU160 Hydraulic pump, JP21- Remote plug & handheld remote control unit
- Raymarine ST60 Anemometer
- Raymarine ST60 Depth Instrument
- Raymarine ST60 Speed Instrument
- CCTV camera system w/Engine room and Cockpit cameras
- ICOM ICM127 VHF radio
- Icom- IC-M710- Single Side Band Radio with AT-130 Tuner
- APC Back-UPS LS700 uninterruptible power supply
- Mitsubishi Satellite Phone
- Panasonic DBS 824 Digital Business System (phone system) w/3 – Panasonic DBS 44 series key telephones
- Phone Labs Dock-N-Talk Bluetooth phone station
- WiFi Bridge
- Wireless Router
- AIS Receiver
- Furuno Fax 207 weatherfax system and printer

- KVH Trac Phone Inmarsat satellite phone system connected to Panasonic digital phone system

### **Flybridge electronics:**

The Flybridge helm has two Todd helm seats and a nice compliment of electronics with a protective cover. There is also a smart addition of a map holder for paper charts, also with a protective cover. Electronics include:

- Big Bay 12" Sunlight Viewable Monitor
- Furuno- FMD-811- Radar remote display
- Icom IC- M127 VHF Radio
- Simrad- AP20- Control head for Autopilot
- KVH TracPhone satellite phone antenna
- Raymarine ST60 Multi-Instrument

---

## **Master and Guest Staterooms/Heads**

---

### **Master Stateroom:**

The master stateroom is located forward with a queen size berth and is easily the most quiet and relaxing areas on this yacht. The ensuite head is to starboard and has plenty of light and a bath tub. Under the berth is the bow thruster locker which is sealed off with a hatch providing a water tight compartment.

- Queen sized island berth w/custom mattress
- (2) Hanging lockers- cedar lined
- Hydronic heating outlets with thermostat
- (4) Large stainless steel portlights with screens
- Roman shades- Port and Starboard
- Book shelves- Port and Starboard sides
- Overhead lights
- Accent Lights
- "Lamp" reading lights
- Samsung LN-S2651D - 26" LCD TV
- Raymarine ST60 repeater in master stateroom
- Mitsubishi DD-4030 DVD Player
- Stereo speakers
- Overhead hatch



## Ensuite Head

- Corian countertop w/ built-in medicine cabinets above and storage below sink
- Grohe faucet with under mount sink.
- Large Bath tub with Grohe faucet
- Lighting above mirror
- Overhead lighting
- Large Stainless steel portlights
- Jabsco- Fresh water toilet

## Bow Thruster locker

- Side Power SP155TC- 10hp BowThruster
- Water tight lid
- Bilge pump w/ automatic switch

## Guest Stateroom

Just down three steps from the Salon to port is the companionway to the staterooms. The Guest stateroom is very comfortable. The custom folding door allows for a very open companionway or closes to provide nice private accommodations. Your guests will be comfortable in these large over under bunks.

- Over under berths w/comfortable mattress'
- Hanging locker- cedar lined
- Hydronic heating with Hi/lo switch
- Overhead lights
- "Lamp" reading lights
- Large stainless steel portlights

## Companionway:

Also across from the Guest stateroom is a Custom storage locker that can be used for pantry or spare parts storage. The combination Washer/dryer is also in the companionway and is a vented unit.

## Day/Guest Head

- Corian countertop w/ built-in medicine cabinets above and storage below sink
- Grohe faucet with under mount sink.
- Stand up shower stall with adjustable shower fixture.
- Lights above mirror
- Overhead lighting
- Large Stainless steel portlights
- Jabsco- Fresh water toilet

---

## Flybridge & Deck

---

The Fly Bridge is spacious and well laid out with excellent running visibility from the Todd helm seats. There is a custom Forespar mast providing a base for the ship's Radar and Satellite TV antennas. Aft of the mast is plenty of space for the Caribe tender that is launched with the boom/electric winches. Features:

- Centerline helm with electronics
- (2) Todd helm chairs
- Hynautic steering w/stainless steel destroyer wheel
- Forespar mast with heavy duty stainless steel stays, mast/boom, with (2) electric winches to lift tender
- Caribe tender with 15HP Tohatsu- Outboard engine (New 2014)
- Spreader lights
  
- Sidepower- Bow and Stern thruster control
- Muir- Anchor Windlass control
- Jabsco- Spotlight remote control
- Navigation Electronics (listed above)
- SeaTel 1898S Satellite TV System custom mounted on mast
- 24" Radome mounted on Mast
  
- Stainless Steel- Arch & bimini with Sunbrella top and 6' Radar array mounted center.
  
- Sea Freeze Freezer - 12V
  
- Givens 4 person Offshore Liferaft w/canister
  
- Ladder/Hatch access from aft deck

### Main Deck

The cockpit is accessed by the wide folding swim step. There are also side gates that eases boarding or stepping to the dock to secure mooring lines. The Cockpit and covered side decks are spacious and are safe and secure with non-skid decks, and high bulwarks. The teak caprail, clear of any fittings, is nicely varnished. Forward of the pilothouse is the Portuguese bridge with plenty of storage. The foredeck has plenty of space to launch and retrieve your anchor. Further features:

- Wide covered side & aft decks
- Cockpit- Fresh Water hose bib
- Cockpit- H&C Shower
- Canvas covers on teak rails
- Courtesy & Step lights
- (3) Boarding gates

- (6)Fender Chocks
- Portuguese bridge with FRP door
- Raised Anchor pulpit accommodates two anchors
- Muir- Cheetah 12VDC windlass w/footswitch controls for up/down
- 300' 3/8 BBB chain
- CQR- Anchor 40kg.
  
- Fortress- Lunch hook anchor with chain and rode
- Hose bib- salt water Chain washdown
- Stainless steel Samson post

---

## Engineer room and Mechanical

---

The Engine room is well laid out with good access to her many systems. Her Cummins engine is keel cooled and additional systems include:

- Cummins Main Engine 6BTA5.9- 180HP diesel engine (2795 Hours)
- Manual Oil and Temperature Guages
- Twin Disc - MG 5050- Transmission
- Keel Cooler for Main Engine
- ESI- CFS-1000FR(E)- Fuel polishing system
- Westerbeke 12kW Generator (783 Hours)
- Naiad Datum hydraulic stabilizer system
- Floscan- Fuel management system
- Selene- Custom fuel manifold
- Webasto- DBW 2010- 2 Zone Hydronic heating system with Everhot
- Reverso- GP3012- Oil Change system
- PYI-Shaft seal
- Spurs line cutter on shaft
- Prop speed applied to propeller 2013
- Delco 120 Amp Alternator
- Balmar- 210 Amp House bank alternator w/ regulator
- Engine room camera

---

## Electrical & Plumbing

---

### Electrical:

The Selene Trawler electrical system is known to be a robust design, complex in layout but remarkably friendly to use. The owner has carefully had these systems upgraded to meet his cruising needs. These systems include:

- Outback VFX2812M - 2.8 kW Inverter with Mate2M Controller

- Balmar- 210 Amp second alternator and Max charge regulator
- Newmar- PhaseThree PT 40- Battery charger
- (6) US Battery - L16HC- 420 Amp Hour- House/inverter batteries
- (1) Group 27 Genset start Battery
- (1) 8D 12VDC Engine start battery
- Heavy duty battery disconnect switches for inverter, main engine, and parallel switch.
- 125/50Amp shore power connections fore and aft
- TV/Phone connection at bow & Stern
- AC voltmeter/Ammeter
- Galvanic isolator
- Windlass control panel and system

## Plumbing

- Whale Pex Hot and Cold water tubing throughout
- HRO 400 SEC Compact DC Watermaker
- Raritan- 15 Gallon Hot Water heater
- Groco- Paragon Senior- Pressure fresh water pump w/ rebuilt kits
- Groco- F/W accumulator tank
- Flojet- Salt water pump
- U-Line Icemaker
- Fresh water tank- 220 Gallons
- Cold water hose bib in engine room
- Rule- Bilge Pumps -Engine room- 2000 GPH -Commissary- 2000GPH - Lazarette- 2000GPH -Companionway- 2000GPH -Bow Locker- 2000GPH
- Webasto 2010- Hydronic heating system -Plumbed to 2 zones -Heat exchanger for engine heat -All areas Individually controlled w/thermostats. -Heats domestic hot water with Everhot
- Jabsco- Fresh water flush heads
- Sealand- Macerator pump
- Holding tank
- Tank watcher 4- Holding tank indicator
- Whale gusher- Manual bilge pump- with manifold sourcing to: -Commissary - Engine room -Companionway bilge

## Exclusions

---

Owner's personal belongings.

## Disclaimer




---

The Company offers the details of this vessel or yacht in good faith but cannot guarantee or warrant the accuracy of this information nor warrant the condition of the vessel. A buyer should instruct his representatives, agents, or his surveyors, to investigate such details as the buyer desires validated. This vessel or yacht is offered subject to prior sale, price change, or withdrawal without notice.

---

# PHOTOS

---





# CONTACTS

---

Andrey Shestakov, leading yacht broker of the sales department of Shestakov Yacht Sales Inc. Shestakov Yacht Sales Inc., the official representative of the Miami/Fort Lauderdale FL headquarters.

## Contact details

---

Email: **andrey@shestakovyachtsales.com**

Web: [shestakovyachtsales.com/en/](http://shestakovyachtsales.com/en/)

## Telephones

---

USA: **+1(954)274-4435**

## Office hours

---

Monday – Saturday: **9:00 - 21:00** EDT

Sunday: **closed**

## Address

---



Harbour Towne Marina, 850 NE 3rd St, STE 213, Dania, FL 33004