

67' 2008 PRINCESS 67 FLYBRIDGE — PRINCESS YACHTS



Builder: PRINCESS YACHTS

LOA: 67' 0" (20.42m)

Year Built: 2008

Beam: 17' 2" (5.23m)

Model: Mega Yacht

Price: PRICE ON APPLICATION

Location: Hong Kong

Our experienced yacht broker, Andrey Shestakov, will help you choose and buy a yacht that best suits your needs 67' 2008 Princess 67 Flybridge — PRINCESS YACHTS from our catalogue. Presently, at Shestakov Yacht Sales Inc., we have a wide variety of yachts available on our sale's list. We also work in close contact with all the big yacht manufacturers from all over the world.

If you would like to buy a yacht 67' 2008 Princess 67 Flybridge — PRINCESS YACHTS or would like help answering any questions concerning purchasing, selling or chartering a yacht, please call +1(954)274-4435

TABLE OF CONTENTS

TABLE OF CONTENTS	2
SPECIFICATIONS	4
Overview	4
Basic Information	4
Dimensions	4
Speed, Capacities and Weight	4
Accommodations	4
Hull and Deck Information	4
Engine Information	5
DETAILED INFORMATION	6
Manufacturer Provided Description	6
Additional Description 1	6
Additional Description 2	6
Additional Description 3	7
Additional Description 4	7
Additional Description 5	8
Additional Description 6	8
Additional Description 7	8
FLYBRIDGE	8
Other Items Supplied As Standard	9
Lower Helm Position	9
Engine Notes	10
Exclusions	10
Disclaimer	10
PHOTOS	11
CONTACTS	19
Contact details	19
Telephones	19

Office hours	19
Address	19

SPECIFICATIONS

Overview

The 67 is the embodiment of the Princess flybridge yacht with a perfect balance of performance, efficiency and luxurious accommodation. Dine in her spacious cockpit or entertain on the flybridge with a well-appointed wet bar and dining area that can comfortably accommodate eight guests. No matter where you go, you will be sure to turn heads in this beautiful yacht. Owner is moving up so bring offers today! DYSID:2922806

Basic Information

Category: Mega Yacht

Model Year: 2008

Year Built: 2008

Country: Hong Kong

Dimensions

LOA: 67' 0" (20.42m)

Beam: 17' 2" (5.23m)

MFG Length: 67' 0" (20.42m)

Speed, Capacities and Weight

Displacement: 77162 Pounds

Water Capacity: 200 Gallons

Fuel Capacity: 900 Gallons

Accommodations

Total Cabins: 3

Total Heads: 3

Hull and Deck Information

Hull Material: Fiberglass

Hull Configuration: Deep Vee

Engine Information

Engines: 2

Manufacturer: MTU

Engine Type: Inboard

Fuel Type: Diesel

DETAILED INFORMATION

Manufacturer Provided Description

The Princess 67 incorporates the latest modified deep V hull design offering unparalleled sea keeping and performance, a soft ride and the capability for long range fast cruising. Spacious accommodation comprises a full-beam owner's stateroom, a further VIP stateroom forward and a two berth cabin to port as well as an optional cabin for crew or occasional guests. The main deck is beautifully crafted with three distinct areas aft of the lower helm. A fully equipped galley is situated beside a large separate dining area and a generous saloon fitted with an entertainment centre is separated from the cockpit with triple glass curved sliding doors. The Princess 67 is an outstanding motor yacht combining the very best in engineering, design, craftsmanship and style.

Additional Description 1

- Self-draining
- Upholstered seat
- Deck lighting
- Cockpit cover
- Stainless steel handrails
- Electro-hydraulic telescopic passerelle (2.9m ?with remote control)
- Hatch on gas strut to lazarette, hatch to engine room
- Twin transom doors leading to bathing platform
- Transom bathing platform with foldaway swimming ladder, hot and cold shower
- Locker housing 220/240v shore support inlets
- Life raft and fender stowage locker
- Coaming lockers, with rope storage

Additional Description 2

- All cabins feature opening and/or fixed portholes and 240v power points
 - All en-suites feature freshwater Vacuflush toilets with holding tanks and 240v shaver points
- DECK SALOON
- U-shaped sofa with coffee table
 - 2-seater sofa opposite
 - Entertainment centre incorporating LCD TV/ DVD with surround sound system
 - Sideboard units incorporating refrigerator, bottle and glass storage
 - Blinds, curtains or sunscreens to all windows and doors
 - Overhead downlighters and pelmet lights
 - Stainless-steel framed curved triple sliding saloon door
 - Dining area with ?U? - shaped seating area and table with 2 occasional stools

- Spiral stairway to flybridge

Additional Description 3

24 Volt:

- 4 x heavy-duty batteries for engine starting
- 6 x heavy-duty auxiliary batteries
- Engine alternators charge via split charging system to isolate engine start batteries from auxiliaries
- 100-amp 24v float battery charger to auxiliary batteries, 5-amp 24v float battery charger to engine batteries
- Remote battery master switches with control switch at main switch panel
- Circuit breakers on all circuits
- 12v voltage dropper for certain navigation and radio circuits

220/240 Volt:

- 11kW generator in own soundshield with water-cooled and specially silenced exhaust
- Automatic fire extinguisher situated by generator
- Shore support inlet
- Generator/shore support change-over switch
- Polarity check system
- Earth leakage safety trip
- Circuit breakers on all circuits
- Power points (240v) in: - all cabins - galley - saloon - guest cabins - dining area
- Shaver points in all bathrooms

Additional Description 4

- Avonite (or similar) worktop
- Ceramic 4-ring hob
- Extractor fan
- Combination microwave/conventional oven with grill
- Stainless-steel sink with mixer tap
- Full height fridge (199 litres) / freezer (71 litres)
- Icemaker
- 8 place dishwasher
- Waste disposal bin
- Overhead and concealed lighting
- Drawers and storage cupboards
- Glass partition forward and aft with opaque/ clear electronic control

Additional Description 5

- Automatic/manual override fire extinguisher in engine room and lazarette space
- Hand-operated fire extinguishers (5) in: - owner's stateroom - port and forward guest cabins - galley - lower helm position
- Additional extinguisher fitted when optional aft cabin is specified

Additional Description 6

- 4 or 5 bladed Aquafoil propellers in nickel aluminum bronze depending on engine option
- Bow thruster (155kgf) with dual-station controls
- Engine room lighting
- Engine room access
- Power assisted hydraulic steering system
- Trim tabs with indicators
- Electronic engine and gear shift controls
- Freshwater supply point in engine room

Additional Description 7

- Teak-laid deck, cockpit, transom platform and flybridge stairway
- Reversible electric anchor winch with foredeck, main helm and flybridge controls
- Stemhead roller with automatic anchor launch and retrieve
- Self stowing 40kg Delta Anchor with 50m of chain
- Twin electric-powered sternline mooring winches
- Bow rope stowage locker
- Freshwater deck/anchor wash
- Stainless-steel bow, stern and spring cleats (2 pairs)
- Stainless-steel pulpit and guard rails with fender baskets
- Forward coachroof handrails
- Flybridge handrails
- White PVC rubbing band with stainless-steel insert
- Full set of IMCO navigation lights
- Riding light
- Dual station remote control searchlight
- Twin electric horns
- Fuel and water fillers

FLYBRIDGE

- Dual station instrument controls (see Lower Helm Position)

- Helm position featuring adjustable wheel position
- Twin helm seats with fore and aft adjustment
- Audible and visual alarms for bilge pump and fuel filter as well as engine systems
- Chart table
- Large U-shaped seating area for
- 6/7 with table, converting to sunbed
- Stereo CD/radio
- Access from cockpit via GRP hatch, forward access from saloon via door
- Wind deflector screens
- Stainless steel handrails
- Deck-level lighting
- GRP radar arch
- Console and seat covers
- Twin matching whip aerials for
- VHF/RT and radio
- Wet bar with electric barbecue, storage, sink and hot and cold water supply
- Top loading cool box
- Flybridge crane (400kg SWL) (also spans transom platform)

Other Items Supplied As Standard

- Set of cutlery, crockery and glasses for 6
- Set of towels (6 large, 6 hand)
- Fenders (6) and warps (4)
- Ensign staff
- First aid kit
- Boathook
- Owner's manual and engine manual
- Quilted bedspreads for beds in: - owner's stateroom - forward guest cabin - port and starboard cabins
- Cockpit cover
- Ship's document case

Lower Helm Position

- Twin helm seats with fore and aft adjustment
- Burr elm instrument console with engine instruments and fuel gauges
- Dual station instruments and controls at Flybridge and Lower Helm Position:
- rudder position indicator
- electronic engine controls
- power-assisted hydraulic steering with adjustable wheel position
- bow thruster control

- electric anchor winch
- remote control
- trim tab controls with indicators
- autopilot
- VHF DSC R/T with Intercom to flybridge
- colour radar and chartplotter/
- GPS with scanner
- speed and distance log
- echo sounder with alarm
- remote control searchlight
- high-speed magnetic compass
- horn button
- automatic foghorn with loudhailer
- Chart table with light and chart stowage
- Windscreen wipers with windscreen wash
- Bilge pump controls
- 24v and 240v control panels
- PVC sunscreens

Engine Notes

Engine Options:

- Twin MTU 8V M93 (2 x 1200hp) Speed range: 31-33 knots


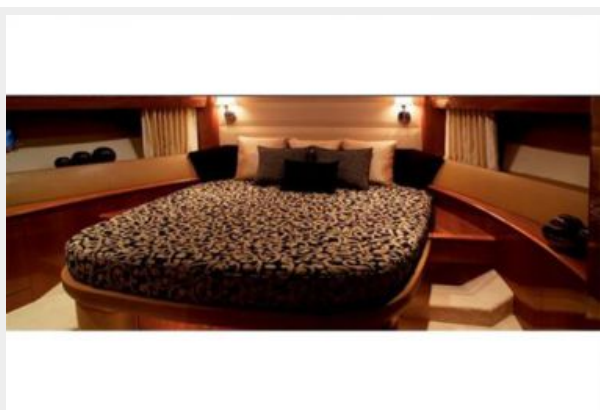
Exclusions



Owner's personal belongings.

Disclaimer


The Company offers the details of this vessel or yacht in good faith but cannot guarantee or warrant the accuracy of this information nor warrant the condition of the vessel. A buyer should instruct his representatives, agents, or his surveyors, to investigate such details as the buyer desires validated. This vessel or yacht is offered subject to prior sale, price change, or withdrawal without notice.

PHOTOS

















CONTACTS

Andrey Shestakov, leading yacht broker of the sales department of Shestakov Yacht Sales Inc. Shestakov Yacht Sales Inc., the official representative of the Miami/Fort Lauderdale FL headquarters.

Contact details

Email: andrey@shestakovyachtsales.com

Web: shestakovyachtsales.com/en/

Telephones

USA: +1(954)274-4435

Office hours

Monday – Saturday: **9:00 - 21:00** EDT

Sunday: **closed**

Address



Harbour Towne Marina, 850 NE 3rd St,
STE 213, Dania, FL 33004