

MARTA — SESSA



Builder: SESSA

Year Built: 2014

Model: Cruiser

Price: PRICE ON APPLICATION

Location: United States

LOA: 44' 0" (13.41m)

Beam: 13' 9" (4.19m)

Max Draft: 3' 2" (0.97m)

Cruise Speed: 30 Kts. (35 MPH)

Max Speed: 38 Kts. (44 MPH)

Our experienced yacht broker, Andrey Shestakov, will help you choose and buy a yacht that best suits your needs **MARTA — SESSA** from our catalogue. Presently, at Shestakov Yacht Sales Inc., we have a wide variety of yachts available on our sale's list. We also work in close contact with all the big yacht manufacturers from all over the world.

If you would like to buy a yacht **MARTA — SESSA** or would like help answering any questions concerning purchasing, selling or chartering a yacht, please call **+1(954)274-4435**

TABLE OF CONTENTS

TABLE OF CONTENTS	2
SPECIFICATIONS	4
Overview	4
Basic Information	4
Dimensions	4
Speed, Capacities and Weight	4
Accommodations	4
Hull and Deck Information	5
Engine Information	5
DETAILED INFORMATION	6
Interior Features	6
Deck Equipment	6
Cockpit	6
Helm Console	7
Dinette/Salon	7
Forward Cabin	8
Forward Cabin Bath	8
Aft Cabin	8
Engine Room	9
Electric System	9
Exclusions	9
Disclaimer	9
PHOTOS	11
CONTACTS	17
Contact details	17
Telephones	17
Office hours	17
Address	17

SPECIFICATIONS

Overview

This immaculate yacht has very low hours and still looks and smells like a brand new boat!

The spacious cockpit/entertainment area is comparable in size to a much larger yacht and can easily accommodate 15-18 people for a day of boating. Two staterooms with ensuite heads provide comfort and privacy for two couples on overnight excursions. The interior woodwork was customized to a darker, high gloss finish which gives it a rich, warm feel.

This yacht is completely turn-key and ready for cruising!

Basic Information

Category: Cruiser

Sub Category: Express

Model Year: 2014

Year Built: 2014

Country: United States

Dimensions

LOA: 44' 0" (13.41m)

Beam: 13' 9" (4.19m)

Max Draft: 3' 2" (0.97m)

Speed, Capacities and Weight

Cruise Speed: 30 Kts. (35 MPH)

Max Speed: 38 Kts. (44 MPH)

Water Capacity: 73 Gallons

Holding Tank: 25 Gallons

Fuel Capacity: 234 Gallons

Accommodations

Total Cabins: 2

Total Heads: 2

Hull and Deck Information

Hull Material: Fiberglass

Engine Information

Engines: 2

Manufacturer: Volvo

Model: IPS600

Engine Type: Inboard

Fuel Type: Diesel

DETAILED INFORMATION

Interior Features

- 2 Double Cabins
- 2 Ensuite Bathrooms with Showers
- Cabin Air conditioning 16.000 BTU
- Cockpit Air Conditioning 12.000 BTU
- Leather cushions in Saloon
- 4 burner vitroceramic cooking top
- 100 liter refridgerator and dedicated rubbish bin storage
- Microwave oven
- Stainless steel suction hood in dinette
- Bow comfort kit: speakers, bow shower, cup holder
- 27" LCD TV

Deck Equipment

- Stainless steel bow roller
- Electric anchor winch
- Anchor and chain
- Anchor safety cable
- Stainless steel bow pulpit with teak step and fender holders
- Holding water tank drain outlet from shore
- Stainless steel bow, mid-ships and stern cleats with rope lead
- Foredeck sunpad with stainless steel handrails and cup holders
- Double windshield wiper with washer

Cockpit

- Steps for bow access in teak
- Front and side glass windshield
- Sliding pilot side glass
- Hard top with electric sliding sun roof and spot lights
- Mast with: horn, navigation lights, anchor lights and flag holder
- Wet bar with crystal top, stainless steel sink with mixer tap, teak cutting board with varnished teak cabinet
- Refrigerator
- Ice Maker
- Courtesy lights
- Living area with bow and stern sofas

- Teak table with telescopic support on stern sofa area
- Pouf with storage underneath
- Engine room access
- Waterproof and anti-UV upholstery
- Sliding door for dinette access
- Stereo speakers
- Helm seating for two
- Newly installed rear view docking camera

Helm Console

- Compass
- Personalized and adjustable leather steering wheel
- VHF Icon radio
- Engine instrument board complete with: analog RPM indicator with digital display
- Oil pressure and temperature indicator, water temperature indicator, voltmeter
- Engine sound warning alarm, fuel level indicator, rudder indicator
- Switch panel for deck services
- Garmin GPS chart plotter
- IPS joystick boat control system
- Volvo Penta electronic engine controls
- Hydraulic trim tabs
- Manual control for fire extinguishers with interception valves
- Radio/CD remote control
- Gamin depth sounder (2014)
- Garmin navigation center 8000 series (2014) with radar
- Garmin autopilot (2014)

Dinette/Salon

- Access steps with courtesy lights
- Dinette sofa in leather with storage
- Telescopic high gloss Wenge walnut dinette table
- Cabinets with ivory lacquered shutters with electric panel and Sony radio CD
- Venetian wooden blinds
- Ivory lacquered kitchen with stainless steel work surface, 2 rings glass ceramic cooktop, stainless steel sink
- Mixer faucet, bottle holder, kitchen cupboard with drawers, 100 liter fridge dedicated rubbish bin storage
- Cabinets with microwave oven and aluminum Venetian blind
- Opening stainless steel portholes
- Deck hatch with access to electric bilge pumps with manual/automatic actuator

- Lights with deck head porthole
- Wooden floor
- 110v power sockets
- Stereo loudspeakers
- Electric bilge pumps with manual/automatic actuation

Forward Cabin

- Double bed with baggage storage underneath
- Mattresses, pillows, bed sheet cover, leather bed side and lateral bookshelves
- Fabric headboard
- Wardrobe
- Wooden cabinets and night tables
- Carpet floor
- Reading lights
- Spotlights
- 110v power sockets
- Opening portholes
- Deck hatch
- Direct access to bow head
- Venetian wooden blinds

Forward Cabin Bath

- Marine Toilet
- Shower with teak floor and fiberglass door
- Brown lacquered top cabinet with ceramic free standing sink and mixer tap
- Cabinets with mirror shutters
- Venetian wooden blinds
- Opening porthole
- Double entrance from bow cabin and dinette
- Power sockets
- Overhead spotlights

Aft Cabin

- Full beam cabin with double bed and storage underneath, mattresses, pillows, bed sheet cover
- Enclosed showers, with sliding fiberglass door in master bath
- Fabric headboard
- Wooden wardrobe

- Side cabinets in wood and leather
- Wood floor
- Panoramic windows with S/S opening porthole
- Reading lights
- Overhead spotlights
- Power sockets
- Venetian wooden blinds
- Exclusive access to stern head

Engine Room

- Double fuel sender with EVC System
- Fuel tank balance system
- Interception valves
- Filters with separation water/fuel
- Hydraulic flaps
- Fire extinguishers
- Electric bilge pumps with manual/automatic actuation
- Twin Volvo IPS 600 with 101 hours
- Newly installed engine room camera

Electric System

- 4 Batteries 110 Ah/12V for each engine
- 4 Batteries 100 Ah / 12V for services
- 1 Battery 100 Ah / 12V for generator
- Automatic battery charger
- 230V power shore cable
- Emergency electric and manual battery switches
- Converter
- 7.5 KW Onan Generator
- 24V electric system

Exclusions

Owner's personal belongings.



Disclaimer

The Company offers the details of this vessel or yacht in good faith but cannot guarantee or warrant the accuracy of this information nor warrant the condition of the vessel. A buyer should


instruct his representatives, agents, or his surveyors, to investigate such details as the buyer desires validated. This vessel or yacht is offered subject to prior sale, price change, or withdrawal without notice.

PHOTOS













CONTACTS

Andrey Shestakov, leading yacht broker of the sales department of Shestakov Yacht Sales Inc. Shestakov Yacht Sales Inc., the official representative of the Miami/Fort Lauderdale FL headquarters.

Contact details

Email: andrey@shestakovyachtsales.com

Web: shestakovyachtsales.com/en/

Telephones

USA: +1(954)274-4435

Office hours

Monday – Saturday: **9:00 - 21:00** EDT

Sunday: **closed**

Address



Harbour Towne Marina, 850 NE 3rd St,
STE 213, Dania, FL 33004