

ELEANOR — RAMPAGE



Builder: RAMPAGE

LOA: 38' 0" (11.58m)

Year Built: 2003

Beam: 13' 9" (4.19m)

Model: Sport Fisherman

Max Draft: 3' 6" (1.07m)

Price: PRICE ON APPLICATION

Location: United States

Our experienced yacht broker, Andrey Shestakov, will help you choose and buy a yacht that best suits your needs **Eleanor — RAMPAGE** from **our catalogue**. Presently, at **Shestakov Yacht Sales Inc.**, we have a wide variety of yachts available on **our sale's list**. We also work in close contact with all the big **yacht manufacturers** from all over the world.

If you would like to buy a yacht **Eleanor — RAMPAGE** or would like help answering any questions concerning purchasing, selling or chartering a yacht, please call **+1(954)274-4435**

TABLE OF CONTENTS

TABLE OF CONTENTS	2
SPECIFICATIONS	3
Overview	3
Basic Information	3
Dimensions	3
Speed, Capacities and Weight	3
Accommodations	3
Hull and Deck Information	3
Engine Information	4
DETAILED INFORMATION	5
Vessel Information	5
Exclusions	13
Disclaimer	13
PHOTOS	14
CONTACTS	18
Contact details	18
Telephones	18
Office hours	18
Address	18

SPECIFICATIONS

Overview

You will not find a cleaner Rampage on the market. This boat is meticulous!

Basic Information

Category: Sport Fisherman

Sub Category: Express

Model Year: 2004

Year Built: 2003

Country: United States

Dimensions

LOA: 38' 0" (11.58m)

Beam: 13' 9" (4.19m)

Max Draft: 3' 6" (1.07m)

Speed, Capacities and Weight

Displacement: 24000 Pounds

Water Capacity: 90 Gallons

Holding Tank: 30 Gallons

Fuel Capacity: 400 Gallons

Accommodations

Total Cabins: 1

Total Heads: 1

Hull and Deck Information

Hull Material: Fiberglass

Engine Information

Manufacturer: Caterpillar

Fuel Type: Diesel

DETAILED INFORMATION

Vessel Information

Vessel Walk-through

The master stateroom is located all the way forward with an athwart ship double berth. There is an overhead hatch for natural lighting and ventilation, a cherry wood forward bulkhead with mirror and reading lights, padded port and starboard hull sides, book shelf, drawers, hanging locker, rod storage, stereo speakers and a carbon monoxide alarm to starboard. Cherry wood cabinetry with storage, color TV and stereo system is to port. Just aft and to port is the head featuring a large stall shower, Tecma freshwater electric head with holding tank monitor system, solid surface counter top with sink and storage below, overhead hatch and mirrored storage cabinetry. The main salon is open to the galley and dinette/seating area. The galley is to starboard and features cherry wood cabinetry, solid surface counter top with a recessed Stain steel sink, two burner ceramic stove top, Sharp carousel Grill 2 convection/microwave oven, Tundra refrigerator-freezer and ample storage. Across from the galley is a large u-shaped settee /dINETTE with seating for six or sleeping accommodations for two, solid cherry wood table, above the dinette and on the aft bulkhead is the A/C SMX II control pad (Upgraded to a 16,000 BTU unit), custom rod storage, carbon monoxide alarm, and the ships electrical distribution panel. The interior is nicely appointed with quality woodwork throughout and is in excellent condition. There is also overhead (LED Lighting) and indirect lighting, padded valances, port lights with mini-blinds. The boats entertainment center consists of a flat screen color TV, Magnavox DVD player and second Clarion AM/FM/CD player The cabin features teak and holly flooring beneath the bound carpeting with a large concealed rod storage locker recessed in. You will not find a better-appointed or cleaner version of this popular express model! Hull This Rampage hull has a relatively wide beam and an efficient 19 degrees of transom deadrise. All enclosures are new, 3 sides Makrolon, 1 side (aft) rollable Eisenglass.

- Double-stringer bulkhead construction
- White Gel coat
- Custom Black Boot Strip
- Anti-fouling bottom coating, Bottom Paint
- Prop Speed
- Rudders
- Trim tabs

- Bronze underwater through-hull fittings
- Zinc anode

Helm Deck

The deck layout of the 38 Rampage has a center helm pod forward with a L-shaped lounge aft and to port with a wet bar, ice maker, storage and a companion's helm chair to starboard. For ease of access, the entire helm-deck raises on a pair of hydraulic rams to reveal a spacious and well-designed engine compartment.

- Molded hardtop w/overhead recessed tri-colored lighting
- Anodized aluminum windshield with electrically actuated center vent
- Three windshield wipers, self parking with heavy duty pantograph arms
- 4-sided Isinglass enclosure w/new zippers
- Reverse cycle A/C (Upgraded to a 18,000 BTU unit)
- Molded fiberglass helm deck w/dual electromechanical rams and cockpit switch
- Tackle storage compartment
- Large L-shaped lounge w/self-draining, finished fiberglass storage below
- Portside swivel seat w/stowaway footrest
- Pompanette captains helm chairs
- Pompanette companion helm chair
- U-line icemaker
- Storage drawers and lockers
- Chart holder w/acrylic cover
- Rod rack, underside of hardtop
- Engine room access hatch
- Sliding bi-fold hatch with acrylic lockable cabin door

Helm

- Tilt-out helm pod for easy access to wiring and electronics

- Hydraulic steering system with an Edson S/S tilt wheel w/control knob
- Instrument panel w/circuit breakers
- CAT digital engine displays with audible warning systems
- ZF electronic controls with engine synchronizer
- ZF trolling values (Upgrade)
- Fuel gauge
- 12V DC outlet
- Backlit switch panel
- Trim tabs controls
- Windshield w/wipers controls
- Clarion Stereo controls w/speakers
- High water alarm
- Compass with light
- Full electronics package

Lower Helm Electronics

- Simrad AP26 Autopilot
- (2) Furuno Navnet Chart Plotter/GPS
- Furuno Navnet radar
- Furuno Navnet color depth sounder
- Furuno RD 30 speed and distance log
- Icom M602 VHF radio
- (4) VHF command mic?s w/intercom & hailer sys
- Ritchie Compass
- ACR remote control spotlight
- Clarion AM/FM/CD player
- I-Pod jack

- Clarion remote for stereo

Deck Equipment

- Bow pulpit
- Polished S/S anchor roller assembly
- 316 S/S 1 1/4" bow rail
- Maxwell windlass w/foot switches
- Anchor, Fortress FX23
- Port and Stbd anchor deck lockers
- Rub rails
- (3) Bomar foredeck hatches
- Fiberglass non skid, bow, side decks and cockpit
- Windshield wipers
- Anodized aluminum windshield w/electrically actuated center vent
- Hailer horn
- Spotlight, forward hardtop
- S/S Cleats
- Navigation lights
- (2) ACR - EPIRB
- Tower console canvas cover
- Forward windshield canvas cover
- Cockpit, canvas fly
- Two transom swim steps
- Port and Stbd molded step boxes
- Inventory of spare part and pumps

Mechanical Equipment

- Twin Caterpillar Diesel Engines

- ZF transmissions w/trolling valves
- Finished fiberglass engine room liner
- Four Rule® bilge pumps, 12V automatic/manual
- Bonding system w/transom zinc plate
- Automatic fire extinguishing system
- Engine room sound insulation
- Double S/S hose clamps on all through-hull fittings
- Double S/S T-clamps on engine exhaust hoses
- High-capacity fuel filters w/water separators
- Certified 5052 marine aluminum fuel tanks
- (6) port fuel selector valves
- Holding tank w/remote gauge and dockside pump out
- (6) heavy-duty 12V marine batteries
- Dripless Tides® shaft seals
- 11-gallon S/S water heater
- Fiberglass mufflers
- Propeller shafts Aquamet 22®
- Four blade Nibral propellers, CNC machined
- Bronze rudders
- Bronze struts
- Recessed hydraulic Bennett trim tabs
- Internal basket strainers

Electrical System

AC distribution panel with line voltage and load meters, reverse polarity light and main breakers that trip with reverse polarity. DC distribution panel with battery voltage and load meters.

- Circuit breaker protection throughout
- Electrical bonding system
- Intel power converter
- 120/240V AC 50 amp electrical system
- 12V DC electrical system
- 12V DC lighting system
- Onan 9KW generator with 2500 hrs
- Shore power system 50 amp with 50' cord
- Automatic 50 amp battery charger system
- (3) batteries
- Engine Alternators
- Voltage meter
- Blue Sea battery switches

Tuna Tower Electronics

- Blue Water Tower
- Molded consol w/storage and black dash
- Bench seating w/backrest and belly-band
- Molded fiberglass buggy top
- Molded fiberglass-standing platform
- Molded fiberglass hardtop
- ZF Engine Controls
- Simrad AP26 Autopilot remote
- Furuno RD30 Digital depth/speed/trip log
- Furuno Navnet display
- Icom M602 VHF radio
- Icom command mic VHF

- (2) stereo speakers wired to Clarion Marine stereo @ helm deck
- (2) 12V DC spreader lights
- Ritchie Compass
- ACR Spot light controls
- ACR - EPIRB

Engine Room

Hydraulic engine hatch lifts the entire helm area for ease of access and maintenance.

- Twin Caterpillar Diesel Engines 2100 hours with the 2000 hr just completed in 2015

- Onan 9KW generator with 2500 hrs
- ZF Mathers electronic controls
- ZF trolling values (Upgrade)
- Air induction system
- Dripless shaft logs
- Bilge blowers
- Racor fuel filters
- Bilge pumps
- Mufflers
- Engine mounts
- Oil filters
- Engine room sound insulation
- Oil transfer system
- Fireboy fire control system
- Raw water sea strainers
- Fuel filters
- ZF 2 to 1 transmissions

- Fuel shut-off valves
- Fresh water pump
- (2) fuel tanks
- 110V AC outlet
- Galvanic Isolator
- Holding tank
- Fire-boy extinguishing system (Recertified September 2010)

Fishing Equipment/Cockpit

Tackle Center, bait prep center includes sink, rigging board, lockable tackle drawers and storage, port and starboard integrated refrigerates and freezers with drains, 25 gallons each.

- Rupp outriggers, gold double spreaders
- Rupp center rigger
- Two teaser reels
- (6) gold rod holders on aft hardtop rail
- (2) gold rod holders upper tower
- (2) gold rod holders lower tower legs
- (8) cockpit gunwale rod holders
- Pompanette fighting chair w/ 1/2" aluminum backing plate
- 100 sq. ft. of usable cockpit area
- Self-bailing cockpit w/track drain system
- Port and Stbd molded step boxes
- Large transom live bait well w/clear Plexiglass lid, custom aeration system and two 2000GPH wet bait pumps
- (2) salt water hook-ups for on deck live wells (Large 16,000 GPH pumps)
- (2) Large in-deck fish boxes w/upgraded macerators pump-out system
- Cockpit coaming bolsters (New cushions)

- Transom door w/top gate and heavy-duty S/S latch
- Fresh water wash-down system
- Raw water wash-down system
- Dockside water inlet
- Fuel tank inspection access hatch
- Removable aft storage box w/bilge access below
- Cable TV & phone outlet
- Gunwale hawse pipes
- Under gunwale gaff and boat hook racks
- Courtesy lighting


Exclusions

Owner's personal belongings.

Disclaimer




The Company offers the details of this vessel or yacht in good faith but cannot guarantee or warrant the accuracy of this information nor warrant the condition of the vessel. A buyer should instruct his representatives, agents, or his surveyors, to investigate such details as the buyer desires validated. This vessel or yacht is offered subject to prior sale, price change, or withdrawal without notice.

PHOTOS









CONTACTS

Andrey Shestakov, leading yacht broker of the sales department of Shestakov Yacht Sales Inc. Shestakov Yacht Sales Inc., the official representative of the Miami/Fort Lauderdale FL headquarters.

Contact details

Email: **andrey@shestakovyachtsales.com**

Web: shestakovyachtsales.com/en/

Telephones

USA: **+1(954)274-4435**

Office hours

Monday – Saturday: **9:00 - 21:00** EDT

Sunday: **closed**

Address



Harbour Towne Marina, 850 NE 3rd St, STE 213, Dania, FL 33004