

BOHEMIA III — MARLOW



Builder: MARLOW

Year Built: 2010

Model: Motor Yacht

Price: PRICE ON APPLICATION

Location: United States

LOA: 74' 0" (22.56m)

Beam: 20' 4" (6.13m)

Min Draft: 4' 10" (1.47m)

Cruise Speed: 20 Kts. (23 MPH)

Max Speed: 30 Kts. (35 MPH)

Our experienced yacht broker, Andrey Shestakov, will help you choose and buy a yacht that best suits your needs **Bohemia III — MARLOW** from our catalogue. Presently, at Shestakov Yacht Sales Inc., we have a wide variety of yachts available on our sale's list. We also work in close contact with all the big yacht manufacturers from all over the world.

If you would like to buy a yacht **Bohemia III — MARLOW** or would like help answering any questions concerning purchasing, selling or chartering a yacht, please call **+1(954)274-4435**

TABLE OF CONTENTS

TABLE OF CONTENTS	2
SPECIFICATIONS	4
Basic Information	4
Dimensions	4
Speed, Capacities and Weight	4
Accommodations	4
Hull and Deck Information	4
Engine Information	5
DETAILED INFORMATION	6
Introduction	6
Command Bridge	6
Galley/Dining Area	6
Staterooms	7
Owner Stateroom	7
VIP Stateroom	7
Guest Stateroom 1	7
Guest Stateroom 2	7
Salon	7
Aft Deck to Crew Cabin	8
Electronics	8
Inside Equipment	8
Electrical Equipment	8
Outside Equipment/Extras	8
Additional Highlights	8
Broker Comments	9
Exclusions	9
Disclaimer	9
PHOTOS	10

Main Salon	10
Main Salon	10
Galley	10
Galley	10
Command Bridge	10
Command Bridge	10
Seating	11
Master Stateroom	11
Master Stateroom	11
Master Head	11
VIP Head	11
VIP Stateroom	11
Stairs to Staterooms	12
Guest Stateroom 1	12
Guest Stateroom 2	12
Tender	12
Solar Panels	12
Crew Quarters	12
Engine Room	13
Generator	13
Engine Room	13
CONTACTS	14
Contact details	14
Telephones	14
Office hours	14
Address	14

SPECIFICATIONS

Basic Information

Category: Motor Yacht	Model Year: 2010
Year Built: 2010	Country: United States
Vessel Top: Hardtop	Fly Bridge: Yes

Dimensions

LOA: 74' 0" (22.56m)	LWL: 65' 11" (20.09m)
LOD: 73' 4" (22.35m)	Beam: 201' 4" (61.37m)
Min Draft: 4' 10" (1.47m)	

Speed, Capacities and Weight

Cruise Speed: 20 Kts. (23 MPH)	Max Speed: 30 Kts. (35 MPH)
Displacement: 100000 Pounds	Fuel Capacity: 3100 Gallons

Accommodations

Total Cabins: 4	Total Heads: 6
-----------------	----------------

Hull and Deck Information

Hull Material: Fiberglass

Engine Information

Engines: 2

Manufacturer: Caterpillar

Model: C-32

Engine Type: Inboard

Fuel Type: Diesel

DETAILED INFORMATION

Introduction

BOHEMIA III's hull has an additional coat of deep dark navy blue Awlgrip. **BOHEMIA III's** boarding doors are located fore and aft, on the port and starboard sides, and along with transom doors just steps up from the swim platform. The aft deck has a teak dining table with a Compass Rose and a full-width aft sunscreen to keep the direct sunlight out. The grill on the aft deck is in an enclosed cabinet on the starboard side. Port and starboard wing doors keep the aft deck dry while cruising and adds privacy. On the port side of the aft deck are the molded stairs leading to the flybridge. The upper bridge deck: Storage for a 14' AB inflatable tender with a Yamaha 75 hp outboard motor. The inflatable is lowered into the water with the Airtex #1600 davit with telescopic boom, allowing for easy operation and keeps the tender away from the yacht while loading on or off the vessel. **BOHEMIA III** has a factory installed Jacuzzi on the upper bridge. Perfect for afternoons, watching the sun drop down to the horizon, when the ocean temperature is too cold.

Command Bridge

The Command Bridge has an on-deck head with sink and cabinet. Forward from the head is a U-Line refrigerator in a teak cabinet. There are teak and holly soles throughout. A triangular shaped teak dining table designed for seating six at a height for guests to see forward toward the horizon. There are watertight doors port and starboard that offer a cross breeze. All of the hatches and doors have Ocean Air screens (2) Stidd helm chairs Modern electronics **BOHEMIA III** was fitted with a wireless, hand-held Yacht Controller. Yacht Controller operates bow and stern thrusters, along with the throttles as well, and windlass.

On top of the command bridge are **10 recessed solar panels** that keep the batteries charged without the use of generators. From here check batteries, cameras in engine room, fuel level, and coolant level prior to departure.

Galley/Dining Area

The galley is to starboard and features granite counter-tops, top quality appliances, and two sets of drawer style Sub-Zero freezers, Dacor Oven, Dacor Smooth Range Top, Microwave/Convection Oven, garbage disposal, trash compactor, and drawer style Fisher-Paykel dishwasher. On the forward side of the galley there is an additional Sub-Zero freezer. To port is the U-shaped dining area which can seat six. The dining area is raised from the galley deck giving a fantastic view of the surroundings outside. There is storage under dining seats. All the teak cabinetry in the yacht has been supplied by the same teak log, there is continuity in both look and finish. All the drawers throughout the yacht have dovetail joinery and only the highest

quality drawer slides and drawer pulls are used.

Staterooms

Forward of the galley and down the centerline stairs, brings you to the owner and guest cabins.

Owner Stateroom

The full width owners stateroom includes a centerline king sized berth, a large outwardly curved dresser flanked on both sides by hanging lockers with louvered ventilated teak doors. Across to port is a custom vanity with mirrors and hanging locker storage. Aft are his and hers private heads with a shared shower. The counter-tops and deck in the heads are black/silver granite surrounded with teak. 55" Flat screen TV.

VIP Stateroom

Forward is the VIP stateroom with a centerline king sized berth, drawer storage below as well as upper storage cabinets, all teak, with ventilated doors. There are two overhead watertight hatches with Ocean Air privacy screens. The large head has a huge shower with a curved lexan-glass, teak trimmed door. Full entertainment system.

Guest Stateroom 1

To port is a private stateroom with twin beds with ensuite head with private shower.

Guest Stateroom 2

To starboard is a double sized berth. Under the berth is the Bosch washer and separate dryer encased in beautiful teak cabinetry. There is also a TV and its own stereo in this area which makes this a great place to get away from the crowd to relax and read a book, or take a nap in total comfort.

Salon

Aft of the galley and down a couple steps is the main salon, bar, and office with a granite bar top that separates this area from the salon. Sub-Zero wine cellar Z-Zone All seating has storage compartments with gas pistons to assist lifting seats 42" Pop-up TV Start day with coffee at office

on main salon, call family, Facetime.

Aft Deck to Crew Cabin

Under the aft seat there is an access hatch leading down to the lazarette. A teak door leads into the full height crew quarters with twin beds and head with a full stand-up shower area. Access to crew through transom door. TV with separate stereo system and a microwave oven and refrigeration for the crew.

Electronics

CD player Radio - stereos in each cabin Depth sounder - Raymarine DSM 400D Digital sounder 2KW transducer Navigation center - Flir Night Vision Camera GPS - 3-Raymarine G170 19 TV set - Bose Theater system in Salon Autopilot - Raymarine ST70 Color 1-Raymarine 12 kW Super HD radar 1- Raymarine 4 kW HD radar Raymarine ST70 Wind speed, direction, and depth VHF - 2-ICOM M604

Inside Equipment

Electric head - VacuFlush 4800 Oven - DACOR Washing machine - BOSCH Separate dryer - BOSCH Air conditioning - Chilled water Dishwasher - Fisher -Paykel Refrigerator - Sub-Zero 3 in Galley +++ Electric bilge pump Fresh water maker - Sea Recovery 900 GPD Microwave oven Stern thruster - 20hp Sidepower 48V Battery charger Air compressor Bow thruster - 20 hp (2) King berths

Electrical Equipment

Inverter - Mastervolt Generator - 2-25HP Northern Lights with sight glass on sound shield Shore power inlet - 4 -120 ' each custom Electrical Circuit: 240V Air conditioned engine room

Outside Equipment/Extras

Liferaft - VIKING Total Liferaft Capacity: 8 Davits - Airtex #1600 with extension boom Sidepower 20 hp, 48V bow and stern thrusters Teak sidedecks Teak cockpit table Solar panel - 10- Recessed into the roof of the command bridge Cockpit cushions - New Swimming ladder Tender - AB INFLATABLE w/75 Yamaha Plug-in remote control with 25' cable Yacht Controller, wireless

Additional Highlights

Foredeck: (2) Maxwell windlasses, 4,000 lb. Ultra 316 stainless steel anchor, 80 kg (176 lb), 150 lb Bruce, each with their own windlass Heavy oval shaped stainless bow rails Access doors leading from the Portuguese bridge Water fills on both sides for convenience Storage lockers General Upgrades: Wireless Yacht Controller for docking Viking 8-person life raft in canister. Inspected 03/2015 (4) Underwater lights Glendinning Cable Masters fore and aft with 120' cables, approximately 100' outside yacht AGM batteries Naiad stabilizers Stidd 500N stainless based helm chairs KVH SAT TV All TV's have DVD's Shaft spurs AIS, Raymarine cameras, Flir Thermal Imaging night vision camera Algae X fuel polishing system Takes fuel port and starboard sides Extension of 42"

Broker Comments

The owners of **BOHEMIA III** spent roughly 8 months a year living aboard their previous boat from 2004 to 2009. Prior to building **BOHEMIA III** they thought of many features that greatly increase the enjoyment of offshore living. Examples: ♦ His & Her heads in the Master Stateroom ♦ Extra hanging lockers in the Master Stateroom ♦ Extra high seating in the dining salon for enjoyable panoramic view ♦ Recessing the molds to hide the solar panels from view and decrease wind-age ♦ A laundry center with ironing board and folding table ♦ A head on the flybridge ♦ Seats in the main salon have gas pistons and hinges for easy access to the storage underneath. ♦ A fiberglass extension on the transom, removes the slapping sound of water under the swim platform. ♦ Standing headroom through the entire crew quarter ♦ Larger C-32's for the increased speed ♦ 20 hp Bow and Stern thruster ♦ Extra fuel capacity ♦ Fiberglass extension on transom to reduce wave slap under swim platform, also adds 1 knot cruise at trawler speeds ♦ Loads of line storage in Portuguese bridge and hurricane prep lines in aft crew area

Exclusions

Owner's personal belongings.

Disclaimer

The Company offers the details of this vessel or yacht in good faith but cannot guarantee or warrant the accuracy of this information nor warrant the condition of the vessel. A buyer should instruct his representatives, agents, or his surveyors, to investigate such details as the buyer desires validated. This vessel or yacht is offered subject to prior sale, price change, or withdrawal without notice.

PHOTOS

Main Salon



Main Salon




Galley




Galley



Command Bridge



Command Bridge




Seating



Master Stateroom




Master Stateroom



Master Head



VIP Stateroom



VIP Head



Stairs to Staterooms



Guest Stateroom 1



Guest Stateroom 2



Tender



Solar Panels



Crew Quarters




Engine Room



Generator



Engine Room



CONTACTS

Andrey Shestakov, leading yacht broker of the sales department of Shestakov Yacht Sales Inc. Shestakov Yacht Sales Inc., the official representative of the Miami/Fort Lauderdale FL headquarters.

Contact details

Email:
andrey@shestakovyachtsales.com

Web: shestakovyachtsales.com/en/

Telephones

USA: **+1(954)274-4435**

Office hours

Monday – Saturday: **9:00 - 21:00 EDT**

Sunday: **closed**

Address



Harbour Towne Marina, 850 NE 3rd St,
STE 213, Dania, FL 33004