

STIHL LEADER — VIKING



Builder: VIKING

Year Built: 2008

Model: Sport Fisherman

Price: PRICE ON APPLICATION

Location: United States

LOA: 45' 0" (13.72m)

Beam: 16' 4" (4.98m)

Max Draft: 4' 6" (1.37m)

Cruise Speed: 30 Kts. (35 MPH)

Max Speed: 37 Kts. (43 MPH)

Our experienced yacht broker, Andrey Shestakov, will help you choose and buy a yacht that best suits your needs **Stihl Leader — VIKING** from **our catalogue**. Presently, at **Shestakov Yacht Sales Inc.**, we have a wide variety of yachts available on **our sale's list**. We also work in close contact with all the big **yacht manufacturers** from all over the world.

If you would like to buy a yacht **Stihl Leader — VIKING** or would like help answering any questions concerning purchasing, selling or chartering a yacht, please call **+1(954)274-4435**

TABLE OF CONTENTS

TABLE OF CONTENTS	2
SPECIFICATIONS	4
Basic Information	4
Dimensions	4
Speed, Capacities and Weight	4
Accommodations	4
Hull and Deck Information	4
Engine Information	5
DETAILED INFORMATION	6
Vessel Walkthrough	6
Salon	6
Galley	6
Master Stateroom	7
Guest Stateroom, Port	7
Head, Starboard	7
Helm	8
Electronics & Navigational Equipment	8
Cockpit	8
Electrical System	9
Engine Room & Mechanical Equipment	9
Additional Equipment	10
Remarks	10
Exclusions	10
Disclaimer	10
PHOTOS	11
Salon	11
Galley	11
Master Stateroom	11

Master Stateroom	11
Master Stateroom	11
Guest Stateroom	11
Head	11
Flybridge	11
Flybridge	12
Helm Electronics	12
Helm Electronics	12
Helm Electronics	12
Helm Electronics	12
Helm Electronics	12
Flybridge	12
Flybridge	12
Tower	13
Tower	13
Cockpit	13
Cockpit	13
Engine Room	13
Engine Room	13
Generator	13
Engine Room	13
Engine Room	14
CONTACTS	15
Contact details	15
Telephones	15
Office hours	15
Address	15

SPECIFICATIONS

Basic Information

Category: Sport Fisherman

Sub Category: Express

Model Year: 2009

Year Built: 2008

Country: United States

Dimensions

LOA: 45' 0" (13.72m)

Beam: 16' 4" (4.98m)

Max Draft: 4' 6" (1.37m)

Speed, Capacities and Weight

Cruise Speed: 30 Kts. (35 MPH)

Max Speed: 37 Kts. (43 MPH)

Water Capacity: 150 Gallons

Fuel Capacity: 848 Gallons

Accommodations

Total Cabins: 2

Total Heads: 1

Hull and Deck Information

Hull Material: Fiberglass

Engine Information

Engines: 2

Manufacturer: MAN

Model: Common Rail

Engine Type: Inboard

Fuel Type: Diesel

DETAILED INFORMATION

Vessel Walkthrough

The Viking 45 express features a large air conditioned helm deck area that offers unobstructed 360 degrees of visibility and plenty of seating. A starboard located sliding door allows access into the cabin. Descending several steps there is a galley to starboard and a large L-Shape sofa to port. The first of two cabins is to port and has upper and lower bunks. The master is forward with an island style bed and private access to the single starboard head. Head entry can also be made by a door in the companionway. The 119 square foot cockpit is sure to please any serious angler. In addition to space the functionality of the 45's cockpit with a tackle center, engine room access, in deck fish box and refrigerated step for drinks offers what many hope to find only in sixty foot boats. In May 2015 a new Eskimo ice chipper was added.

Salon

- CruisAir heating and air conditioning
- Teak cocktail table
- L-Shaped sofa with storage underneath (upgraded style)
- Dimmer controlled recessed lighting
- Sharp 15" LCD flat panel TV
- Sony stereo with Sirius and DVD player (WMA AAC Marine)
- Solid cherry tick Amtico flooring
- Indirect lighting behind valances
- Ships electric panel
- Majilite headliner
- Sliding salon door
- Teak veneer finish
- Recessed speakers in headliner

Galley

- Rye corian counter tops
- Undermount stainless sink (upgrade)
- Removable sink wand
- Removable cover for cook top with exhaust fan
- Microwave/Convection oven
- Two-Burner cook top with built in exhaust fan
- Under counter refrigerator/freezer with custom ventilation to preserve units
- Drawer and cabinet storage
- Water tank gauge

Master Stateroom

- Island double bed that lifts to reveal storage underneath
- CruisAir heating and air conditioning
- (2) Hanging lockers
- Upgraded mattress
- Head access
- Reading lights
- Indirect lighting
- Carpeting
- Drawer storage
- 15" Sharp flat panel TV
- Recessed direct lighting
- Overhead hatch
- Stereo speakers that connect to the interior system

Guest Stateroom, Port

- Upper and lower bunks
- Hanging locker
- Upgraded mattresses
- Storage under bottom bunk
- Carpet
- Recessed lighting
- Overhead hatch
- Stereo speakers that connect to the interior system

Head, Starboard

- Entry from companionway or master stateroom
- CruisAir heating and air conditioning
- Brushed aluminum shower door
- Vacu flush head
- Stall shower
- Exhaust fan
- Mirror faced medicine cabinet
- Solid cherry tick Amtico flooring
- Linen storage
- Automatic shower sump
- Corian topped vanity with teak face and bone sink
- Towel bar and ring
- Overhead hatch

Helm

- 4-Sided enclosure, NEW 2014
- Fiberglass pod with single lever controls
- (3) Murray products teak ladder back chairs with customer added slides
- Raised wraparound windshield
- CruisAir heating and air conditioning
- (3) Windshield wipers
- Recessed electronics boxes
- Rexroth controls
- Recessed lighting in hardtop
- Moritz monitoring system
- Refrigerator/ice maker in starboard cabinet
- Storage under bench seating
- Palm Beach Towers hardtop and tower
- Recessed teaser reel box with Miya Epoch 24 Volt teaser reels
- Running lights recessed in hardtop
- Manual engine shut down switches
- VHF radios and switches in console radio box
- Fire system control

Electronics & Navigational Equipment

- Forward facing night enhanced camera
- Furuno RD 30
- (2) Icom 604 VHF radios
- (3) Furuno MFD 12 12" NavNet 3D monitors
- Furuno Blackbox radar model DRS 25, 96nm 25kw
- Sirius weather system
- Elbex EXC 1714 4mm camera system
- Furuno autopilot
- Ball camera
- Navnet 3D AIS receiver
- Camera plumbed into Nav Net monitor
- AIS VHF antenna splitter

Cockpit

- Bluewater rocket launcher, 2015
- Tackle center with drawers, bait prep, freezer, and engine room access
- Additional shelf storage to starboard
- Refrigerated cockpit step
- In deck fish box with gas pistons for lids

- In deck live well with gas piston for lid
- Additional in deck box with gas piston for lid
- Lazarette hatch
- Cabinet for gaff and mop storage
- Cabinet for dockside water connection, cabledmaster and wash down system
- (4) Flush mount rod holders (two swivel)
- Transom door with lift gate
- Indirect lighting
- Stereo speakers
- Tower release double spreader outriggers
- Center rigger
- (6) Rod aft rocket launcher aft hardtop
- Cockpit freezer
- 119 Square feet
- (2) Clearing rod holders on the port and starboard tower legs
- Port and Starboard 12V under gunnel outlets
- Transom live well
- Eskimo ice chipper

Electrical System

- Onan 17.5KW E-QD genset
- (2) Charles battery chargers
- Battery parallel
- Glendenning cabledmaster for shore power cable
- AC/DC service
- Smart boost voltage stabilizers
- Battery boxes for batteries in engine room
- Electrical control panel in salon
- New batteries installed 2012

Engine Room & Mechanical Equipment

- AC/DC lighting
- Awlgrip finish
- Racor fuel filters
- “Delta T” engine room ventilation system
- Engine room gauge package
- Priming pumps (24 volt)
- Power assist hydraulic steering
- Trolling valves
- New batteries 2012

Additional Equipment

- Dual AC/DC water pump systems
- Head Hunter water pump 240 volt
- Hot water heater
- Bow pulpit with bow rail
- (2) Fuel tanks
- Molded buggy top in tower
- Buell air horns
- NavNet 8.4" 3D monitor in tower
- Furuno RD 30 in the tower
- Fresh water wash down inside anchor locker
- Luxury edition interior package
- (3) Bomar foredeck hatches
- All bilge areas awlgrip finished
- Engine package upgrade to V10 1100 CRM MAN engines
- Underwater lights
- Central Vac system
- Anchor locker (bow)
- Lewmar windlass
- Backup fuel transfer pump
- Rub rail painted to match gel coat
- Crash pump
- 6-Man hard cannister life raft

Remarks

Stihl Leader is a well equipped 45' Viking express that has enjoyed the pampering of a very knowledgeable owner. Many upgrades and custom features make her unlike any 45 built before her. You will not find a 45 available in better condition.

Exclusions

Owner's personal belongings.

Disclaimer

The Company offers the details of this vessel or yacht in good faith but cannot guarantee or warrant the accuracy of this information nor warrant the condition of the vessel. A buyer should instruct his representatives, agents, or his surveyors, to investigate such details as the buyer desires validated. This vessel or yacht is offered subject to prior sale, price change, or withdrawal without notice.

PHOTOS

Salon



Galley




Master Stateroom



Master Stateroom




Master Stateroom



Guest Stateroom



Head



Flybridge



Flybridge



Helm Electronics



Helm Electronics



Helm Electronics




Helm Electronics




Helm Electronics



Flybridge



Flybridge



Tower



Tower



Cockpit



Cockpit



Engine Room



Engine Room




Generator



Engine Room



Engine Room



CONTACTS

Andrey Shestakov, leading yacht broker of the sales department of Shestakov Yacht Sales Inc. Shestakov Yacht Sales Inc., the official representative of the Miami/Fort Lauderdale FL headquarters.

Contact details

Email: **andrey@shestakovyachtsales.com**

Web: shestakovyachtsales.com/en/

Telephones

USA: **+1(954)274-4435**

Office hours

Monday – Saturday: **9:00 - 21:00** EDT

Sunday: **closed**

Address



Harbour Towne Marina, 850 NE 3rd St, STE 213, Dania, FL 33004