

THE REACH — FANTASIA TA YANG



Builder: [Fantasia Ta Yang](#)

Year Built: 1978

Model: Cruising Sailboat

Price: PRICE ON APPLICATION

Location: United States

LOA: 35' 0" (10.67m)

Beam: 11' 0" (3.35m)

Max Draft: 5' 5" (1.65m)

Our experienced yacht broker, Andrey Shestakov, will help you choose and buy a yacht that best suits your needs **The Reach — Fantasia Ta Yang** from our catalogue. Presently, at Shestakov Yacht Sales Inc., we have a wide variety of yachts available on our sale's list. We also work in close contact with all the big yacht manufacturers from all over the world.

If you would like to buy a yacht **The Reach — Fantasia Ta Yang** or would like help answering any questions concerning purchasing, selling or chartering a yacht, please call **+1(954)274-4435**

TABLE OF CONTENTS

TABLE OF CONTENTS	2
SPECIFICATIONS	4
Overview	4
Basic Information	4
Dimensions	4
Speed, Capacities and Weight	4
Accommodations	4
Hull and Deck Information	5
Engine Information	5
DETAILED INFORMATION	6
Accommodations	6
Galley	6
Electrical Equipment	6
Electronics	6
Deck & Hull	6
Sails and Rigging	7
Exclusions	7
Disclaimer	7
PHOTOS	8
port bow	8
aft starboard	8
port qtr	8
cockpit	8
foredeck	8
side deck	8
mast step	9
companionway	9
towards forward cabin	9

main cabin	9
looking forward	9
forward cabin	9
Master cabin aft	10
galley bulkhead	10
head	10
panel	10
workshop	10
head	10
looking aft	11
sink	11
CONTACTS	12
Contact details	12
Telephones	12
Office hours	12
Address	12

SPECIFICATIONS

Overview

The highly regarded Fantasia 35 was designed by Bruce Bingham and built by Ta-Yang in Taiwan to be a comfortable, safe, blue-water voyager. It features a full keel, heavy displacement, high freeboard and a center cockpit configuration with a master stateroom aft. The beautiful teak interior is of the highest quality and feels more like a 40 footer. She sleeps 6 in a 3-cabin layout with massive storage capacity for long distance cruising. This is a big boat in a small package that is built to go anywhere. She would also make an excellent liveaboard. Owners are ready to move on and offers are encouraged.

Basic Information

Category: Cruising Sailboat

Sub Category: Cutter

Model Year: 1978

Year Built: 1978

Country: United States

Dimensions

LOA: 35' 0" (10.67m)

LWL: 27' 6" (8.38m)

Beam: 11' 0" (3.35m)

Max Draft: 5' 5" (1.65m)

Speed, Capacities and Weight

Displacement: 22000 Pounds

Water Capacity: 220 Gallons

Fuel Capacity: 75 Gallons

Accommodations

Total Cabins: 2

Hull and Deck Information

Hull Material: Fiberglass

Deck Material: Teak and Fiberglass

Hull Configuration: Full Displacement

Hull Color: white

Hull Finish: Stainless Steel

Hull Designer: Bruce Bingham

Engine Information

Engines: 1

Manufacturer: Perkins

Model: 4-108

Engine Type: Inboard

Fuel Type: Diesel

DETAILED INFORMATION

Accommodations

The Reach features a remarkable layout for a 35' boat. She comfortably sleeps six, has a beautiful Aft Cabin, a storage closet/workroom with standing headroom, full-height hanging lockers forward and aft, headroom well over 6', teak & holly sole, incredible woodwork, and massive storage capacity for long range cruising.

Starting Forward: V-berth includes 2 single berths. Storage shelves overhead with 12 teak drawers below. Large hanging locker aft to port.

Main Cabin: L-shaped settee to port, Galley & Nav area to starboard Head is aft to starboard in walk-through to aft cabin. Head features marine toilet, shower, vanity with SS sink, linen locker and access to engine. Workroom is aft of dinette to port, featuring storage lockers, a workbench and terrific access to the engine, with overhead hatch to the cockpit.

Master Stateroom: Accessed through starboard walkthrough features a large offset double berth with storage under and over and a large hanging locker. Has 3 opening ports and an overhead hatch to let in plenty of light & air. A round portlight in the hull provides a water view.

Galley

Galley situated in the main cabin along the starboard side 3-burner LPG stove/oven Large ice box with 12V Unifridge refrigeration (dated) Large SS sink with H/C pressure water and twin foot pumps Voluminous shelves, lockers and drawers, and a clever pull-out cutting board/counter

Electrical Equipment

2 4D house batteries twin 6-volt bank for starting 120V AC system

Electronics

Garmin GPS152 plotter Standard Horizon Speed & Depth in cockpit Ritchie compass at helm Icom M57 VHF Icom M700 Pro SSB w/ insulated backstay antenna Raymarine ST3000 autopilot

Deck & Hull

Teak decks, molded non-skid on deckhouse, high bulwarks, center cockpit, 30" high double lifelines. Twin roller on bow holding Danforth and Plow anchors Plow on chain rode. Manual windlass on foredeck Large wood-framed plexi-covered hatch on foredeck, over forward cabin

Flexible solar panel on deckhouse to top off batteries Two cowl vents over main cabin Center cockpit with wheel steering Nav instruments on starboard deckhouse bulkhead Cockpit cushions Port lazarette opens into workroom below Blue canvas dodger Boom gallows Large teak/plexi hatch on aft deck Dinghy Davits Outboard bracket on stern pulpit **Tankage**

Blank Iron fuel tank replaced with 2 Aluminum tanks, located in bilge, approximately 75 gallons Large Stainless water tank located in bilge, 220 gallon

Sails and Rigging

Sloop/cutter rig with removable inner stay on highfield lever Painted Aluminum Spars stepped on deck. Mast not original. wire rigging mast steps Profurl jib furler Whisker pole

Sails: Furling Main, mounted aft of mast, age unknown Furling Genoa with blue canvas leach cover, age unknown

Winches: Barlow 27 S/T primaries in cockpit Barlow 15 for the mainsheet Twin Marlow 15s on mast for halyards

Exclusions

Owner's personal belongings.

Disclaimer

The Company offers the details of this vessel or yacht in good faith but cannot guarantee or warrant the accuracy of this information nor warrant the condition of the vessel. A buyer should instruct his representatives, agents, or his surveyors, to investigate such details as the buyer desires validated. This vessel or yacht is offered subject to prior sale, price change, or withdrawal without notice.

PHOTOS

aft starboard



port bow




port qtr



cockpit




fordeck



side deck



mast step



companionway



towards forward cabin




main cabin



looking forward



forward cabin



Master cabin aft



galley bulkhead



head



panel



workshop



head



sink



looking aft



CONTACTS

Andrey Shestakov, leading yacht broker of the sales department of Shestakov Yacht Sales Inc. Shestakov Yacht Sales Inc., the official representative of the Miami/Fort Lauderdale FL headquarters.

Contact details

Email: andrey@shestakovyachtsales.com

Web: shestakovyachtsales.com/en/

Telephones

USA: +1(954)274-4435

Office hours

Monday – Saturday: **9:00 - 21:00** EDT

Sunday: **closed**

Address



Harbour Towne Marina, 850 NE 3rd St,
STE 213, Dania, FL 33004