

SOLEO — PRINCESS YACHTS



Builder: PRINCESS YACHTS

Year Built: 2010

Model: Motor Yacht

Price: PRICE ON APPLICATION

Location: Mexico

LOA: 78' 0" (23.77m)

Beam: 18' 6" (5.64m)

Max Draft: 5' 5" (1.65m)

Our experienced yacht broker, Andrey Shestakov, will help you choose and buy a yacht that best suits your needs **Soleo — PRINCESS YACHTS** from **our catalogue**. Presently, at **Shestakov Yacht Sales Inc.**, we have a wide variety of yachts available on **our sale's list**. We also work in close contact with all the big **yacht manufacturers** from all over the world.

If you would like to buy a yacht **Soleo — PRINCESS YACHTS** or would like help answering any questions concerning purchasing, selling or chartering a yacht, please call **+1(954)274-4435**

TABLE OF CONTENTS

TABLE OF CONTENTS	2
SPECIFICATIONS	4
Overview	4
Basic Information	4
Dimensions	4
Speed, Capacities and Weight	4
Accommodations	4
Hull and Deck Information	4
Engine Information	5
DETAILED INFORMATION	6
Salon/Dining	6
Galley	6
Master Stateroom	7
VIP Stateroom	7
Twin Guest Stateroom	8
Bunk Stateroom	8
Helm	9
Cockpit	9
Decks	10
Mechanical	11
Electrical	11
Fuel and Water Tanks	12
Exclusions	13
Disclaimer	13
PHOTOS	14
CONTACTS	22
Contact details	22
Telephones	22

Office hours	22
Address	22

SPECIFICATIONS

Overview

Soleo is a cleanest and best equipped 78 Princess available on the brokerage market, twin A-Sea electric frequency converters make Soleo compatible to accept any electric worldwide. Please don't hesitate to call with any questions!

Not for sale to US residents while in US Waters.

Basic Information

Category: Motor Yacht

Model Year: 2010

Year Built: 2010

Country: Mexico

Dimensions

LOA: 78' 0" (23.77m)

Beam: 18' 6" (5.64m)

Max Draft: 5' 5" (1.65m)

Speed, Capacities and Weight

Displacement: 104719 Pounds

Water Capacity: 245 Gallons

Fuel Capacity: 1214 Gallons

Accommodations

Total Cabins: 4

Total Heads: 3

Hull and Deck Information

Hull Material: Fiberglass

Engine Information

Engines: 2

Manufacturer: Caterpillar

Model: C32 Acert

Engine Type: Inboard

Fuel Type: Diesel

DETAILED INFORMATION

Salon/Dining

Enter the Salon via triple sliding glass doors. Wenge soles and walnut finishes give warmth to the area while at the same time, the extra large windows invite in the outdoors. When the doors are open, the aft bulkhead allows the living space to expand into the cockpit. There is a large sky roof which may be opened at the touch of a button to allow in the fresh air or view the stars.

Forward to port is formal dining for eight with white leather covered L-shape sofa and 4 chairs surrounding a beautiful walnut dining table.

- U-shaped sofa with coffee table to starboard
- Port sofa
- Bar unit incorporating refrigerator, bottle and glass storage
- Entertainment center incorporating LED TV/DVD/radio/MP3 with powered lift linked to Satellite and Bose Lifestyle 5.1 surround sound system
- L-shaped dinette
- All windows in toughened safety glass
- Electric opening window port side
- Blinds, curtains or sunscreens to all windows and doors
- Overhead down-lighters and concealed lighting
- Electrically operated opening roof
- Double opening stainless-steel framed salon door with drop window
- Full air-conditioning

Galley

The finely appointed, full size Galley is located forward of the Salon to starboard down the stairs.

- Full height Vitrifrigo fridge
- 2 drawer freezer
- Vitrifrigo icemaker
- Twin stainless steel sinks with Franke faucet and Monobloc mixer taps
- Granite/marble worktop
- Neff four-zone ceramic cooktop
- Panasonic microwave/convection oven with grill
- Ice maker
- 8 place Neff dishwasher

- Storage cupboards, drawers and lockers
- Waste bin
- Bosch Exxcel washer/dryer combo unit and storage in lobby area
- Air-conditioning

Master Stateroom

The Master Stateroom is below deck aft and is full beam. Large port lights brighten the space. The island king sits on the forward bulkhead with bedside tables on each side. The dressing table and walk in closet are to port. A chaise lounge is located to starboard under the windows. Aft is the Master bath with beautiful marble floors and vanities.

- Samsung 31" TV
- SAT TV
- Bose 3.2.1 sound system
- Large double bed
- Dressing table with chair
- Walk-in wardrobe
- Built-in safe
- Chaise lounge
- Drawers, cupboards and storage lockers
- Overhead and individual berth lights
- LED TV/DVD/radio/MP3 with surround sound system

En-suite bathroom

- Twin washbasins with Monobloc mixer taps
- Towel warmer
- Separate shower cubicle with automatic shower pump-out
- Extractor fan
- Mirror
- Storage lockers

VIP Stateroom

The VIP stateroom is located below deck forward. The opening double skylight has an electric shade and there are opening port lights to bring outside light.

- Island double berth
- Hanging lockers to port and starboard
- Samsung 19" TV with Kenwood DVD
- Bose 3.2.1 sound system

- Vanity unit with storage
- Wardrobe with shelves
- Drawers, cupboards and storage lockers
- LED TV/DVD/radio/MP3
- Overhead and individual berth lights
- Deck hatch with fly screen and blind

En-suite Bathroom

- Light marble vanity
- Washbasin with Monobloc mixer tap
- Large enclosed shower cubicle with automatic shower pump-out
- Extractor fan
- Mirror
- Storage lockers

Twin Guest Stateroom

The Twin Guest Stateroom is below deck to port.

- Wide twin berths with drawer space
- Hanging locker
- Two full-size single berths
- Wardrobe with shelf
- Storage lockers
- Downlighters and individual berth lights

3rd Bathroom:

- Marble floor
- Marble Vanity
- Washbasin with Monobloc mixer tap
- Separate shower cubicle with automatic shower pump-out
- Extractor fan
- Mirror
- Storage locker.
- Separate access from companionway (serves as Day Head)

Bunk Stateroom

The fourth stateroom is to starboard forward of the galley.

- Bunk beds
- Storage

- Hanging locker.
- Downlighters and individual berth lights

Helm

- Electronic CAT engine controls
- Bennett trim tabs
- Furuno GPS/Radar/Autopilot with CAT displays
- Bow and stern thrusters
- AC/DC control systems panel
- Door to side deck
- Toughened glass windscreen clear for unimpaired night vision
- Instrument panel
- Full engine instrumentation
- Fuel gauges
- Electronic engine and gear shift controls
- Power-assisted electronic steering with hydraulic back up
- Bow thruster controls
- Rudder position indicator
- Hydraulic trim tab controls with indicators
- Color radar with scanner and GPS/chart plotter (twin displays)
- Autopilot
- High-speed compass
- Speed log
- Echo sounder with alarm
- VHF Dsc r/T
- Anchor winch remote control
- Searchlight remote control
- Chart area
- Windscreen wipers with freshwater wash
- Bilge pump controls with visual 'pump running' indicators
- Fuel contamination alarm system
- Air-conditioning outlets
- 12v outlet
- Red night lighting

Cockpit

- Large Bimini top - extends to the aft settee
- Entertainment center with wet bar, chest refrigerator, and grill
- Passerelle - extends from under the step
- Teak decking
- U-shaped seating/dining area with folding table and additional L-shaped seat with

coffee table

- Cockpit wet bar with sink, top loading cool-box, electric barbecue, waste bin and storage
- Sunbed aft
- Storage garage for dinghy/jet ski and general storage with hydraulic aft door and electric winch system for dinghy/jet ski retrieval
- Life raft storage (for 2 x 8 man)
- Access door to crew cabin
- 220/240v shore support inlet
- Stowage lockers
- Stainless-steel grab rails
- Cockpit lighting
- Cockpit speakers linked to saloon surround sound system with local control
- Twin cockpit gates leading to aft deck and to bathing platform with raise/lower facility (400 kg capacity), hot and cold transom shower, foldaway swimming ladder and teak decking
- Tonneau cover with zip door

Decks

- Storage fore and aft
- Large Aft Sunpad with storage underneath
- Stainless steel handrails from bow to stern with stainless steel grab rails on the deck house and coach roof
- Teak decks in the cockpit and along the side decks all the way to the bow.
- Reversible electric anchor winch with fore deck and helm position controls
- Self-stowing 50kg/110lb Delta anchor with 90 meter chain
- Windlass with bow and helm controls
- Bow rope storage locker
- Anchor wash facility
- Stem head roller with automatic anchor launch and retrieve
- Stainless-steel bow, stern and spring cleats (8)
- Stainless-steel pulpit and guardrails
- Two electric stern line winches
- Stainless-steel coach roof handrails
- Walk-through coach roof seating
- Coach roof sunbed area
- Twin coach roof lockers for storage of fenders, ropes and sunbed cushions
- Fore cabin hatch
- PVC rubbing band with stainless-steel insert
- Full set of IMCO navigation lights
- Riding light
- Searchlight with remote control

- Twin electric horns
- Fuel and water fillers
- Hydraulic telescopic passerelle (4.4m) with remote control
- Stern docking lights
- Foredeck sunbed with electrically adjustable headboard

Mechanical

The engine compartment is roomy and tall with engine access even over the tops of the motors. The Onan 27kW generator is aft in a quiet box. Further aft is the doghouse/electrical room housing the A/C units and electrical panels.

- Twin 1825HP Caterpillar C32 Acerts (670 hrs. approx.)
- Bow and stern thrusters
- Redundant hydraulic power from either motor
- Engine room soundproofed
- High-volume air intakes
- Engine room extractor fan with electronic time delay
- Engine exhaust silencers and water-cooled exhausts
- Engine beds integrally molded with hull for strength and vibration absorption
- Forward and aft engine-room bulkheads integrally bonded
- engines flexibly mounted
- Automatic fire extinguisher with remote override control
- Automatic and manual bilge pumps
- Engine-room lighting
- Propeller shafts in Marinemet
- 5-bladed propellers in nickel aluminium bronze
- High-speed balanced rudders
- Cathodic protection for stern gear
- Sterngear, engines, fuel tank fillers, etc all electrically bonded
- Power-assisted hydraulic steering system
- Single-lever electronic engine controls
- Bow thruster (240kgf/529lbf)
- Freshwater outlet point in engine room
- Dripless shaft seals

Electrical

Soleo is outfitted to accept US 60Hz power through two ASea power converters bringing in 50Amps per side. Professionally installed in December 2012 by Ward's Marine Electric in Ft. Lauderdale.

- The 27kW Onan generator (1200 hrs. approx.) is the larger upgrade running all

systems on board.

- 4 x heavy duty batteries for engine starting
- 6 x heavy duty auxiliary batteries
- Engine alternators charge both banks of batteries via automatic switch charging system
- 2 x 80amp battery chargers charge both banks of batteries via an automatic switch charging system
- Battery paralleling system with remote control at helm position
- Remote battery master switches with control switch at main panel
- Circuit breakers on all circuits
- 24-12v dropper for certain navigation and radio circuits
- Upgraded 27kW diesel generator with own starting battery and specially silenced exhaust shore support inlets
- Generator/shore support change-over system
- Power points in salon, galley (double), owner's stateroom, guest and crew cabins
- Polarity check system
- Earth leakage safety trip
- Shaver points in all bathrooms

Fuel and Water Tanks

FUEL

- Twin fuel tanks (in ns8 marine grade alloy) with interconnection system giving 1214 gallon/1457 Us gallon/5518 litre capacity
- Fuel fillers on both side decks
- High-capacity duplex fuel filters/water traps with changeover cocks and visual contamination warning at console
- Remote fuel shut offs in helm locker
- Fuel gauges on helm console

WATER

- Water tank totalling 200 gallons/240 Us gallons/909 litres plus 45 gallon/54 Us gallon/205 litre hot water calorifier
- Automatic water pump with filter
- Main circuit breaker at switch panel
- Water level gauge
- Deck filler

WASTE

- Electric quietflush WC system with 88 gallon/106 Us gallon/400 litre holding tank, contents gauge and electric overboard discharge with macerator back-up system

as well as dockside discharge system


Exclusions

Owner's personal belongings.

Disclaimer

The Company offers the details of this vessel or yacht in good faith but cannot guarantee or warrant the accuracy of this information nor warrant the condition of the vessel. A buyer should instruct his representatives, agents, or his surveyors, to investigate such details as the buyer desires validated. This vessel or yacht is offered subject to prior sale, price change, or withdrawal without notice.

PHOTOS





















CONTACTS

Andrey Shestakov, leading yacht broker of the sales department of Shestakov Yacht Sales Inc. Shestakov Yacht Sales Inc., the official representative of the Miami/Fort Lauderdale FL headquarters.

Contact details

Email: **andrey@shestakovyachtsales.com**

Web: shestakovyachtsales.com/en/

Telephones

USA: **+1(954)274-4435**

Office hours

Monday – Saturday: **9:00 - 21:00** EDT

Sunday: **closed**

Address



Harbour Towne Marina, 850 NE 3rd St, STE 213, Dania, FL 33004