

# SAPPHIRE — HATTERAS



**Builder:** HATTERAS

**Year Built:** 1980

**Model:** Motor Yacht

**Price:** PRICE ON APPLICATION

**Location:** United States

**LOA:** 58' 4" (17.78m)

**Beam:** 15' 10" (4.83m)

**Min Draft:** 4' 8" (1.42m)

**Max Draft:** 4' 10" (1.47m)

**Cruise Speed:** 15 Kts. (17 MPH)

**Max Speed:** 18 Kts. (21 MPH)

Our experienced yacht broker, Andrey Shestakov, will help you choose and buy a yacht that best suits your needs **SAPPHIRE — HATTERAS** from **our catalogue**. Presently, at **Shestakov Yacht Sales Inc.**, we have a wide variety of yachts available on **our sale's list**. We also work in close contact with all the big **yacht manufacturers** from all over the world.

If you would like to buy a yacht **SAPPHIRE — HATTERAS** or would like help answering any questions concerning purchasing, selling or chartering a yacht, please call **+1(954)274-4435**

---

# TABLE OF CONTENTS

---

TABLE OF CONTENTS	2
SPECIFICATIONS	7
Basic Information	7
Dimensions	7
Speed, Capacities and Weight	7
Accommodations	7
Hull and Deck Information	8
Engine Information	8
DETAILED INFORMATION	9
Walkthrough	9
Salon	9
Pilothouse Equipment	10
Galley	10
Forward Cabin	11
Forward Head	11
Mid Guest Cabin	11
Mid Guest Head	12
Master Cabin	12
Master Head	12
Foredeck	13
Aft Deck	13
Cockpit	13
Flybridge	14
Flybridge Helm	14
Engine Room	14
Electrical	15
Audio Notes	15
Remarks	15

Exclusions	15
Exclusions	15
Disclaimer	15
PHOTOS	17
Salon Looking Forward	17
Salon to Starboard	17
Salon to Port	17
Salon Aft to Starboard	17
Salon Aft to Port	17
Lower Helm	17
Lower Helm	17
Garmin	17
Helm	18
Furuno	18
Naiad Stabilizers	18
Dinette	18
Galley	18
Galley to Starboard	18
Forward Guest Cabin	18
Forward Guest Cabin Looking Aft	18
Laundry in Forward Guest Cabin	19
Forward Guest Head	19
Companionway	19
Stbd Engine	19
Stbd Engine Room Fwd	19
Stbd Engine Room Aft	19
Port Engine	19
Port Engine Room	19
Stbd Engine Room Aft	20

Mid Guest Cabin	20
Mid Guest Cabin	20
Mid Guest Cabin	20
Mid Guest Head	20
Mid Guest Head	20
Master Cabin	20
Master Cabin to Port	20
Master Cabin to Starboard	21
Master Head	21
Master Shower	21
Master Head	21
Pulpit	21
Bow	21
Bow	21
Bow	21
Bow Seat	22
Deck Box	22
Wide Walk Around	22
Wide Walk Around	22
Custom 50 Amp Outlets to Power House	22
New Style Flybridge & Venturi	22
Aft Deck Seating	22
Aft Deck Door	22
Flybridge Access	23
Aft Deck	23
Aft Deck Stereo	23
Cockpit	23
Cockpit Seating/Storage	23
Cockpit	23

Walk Through Door	23
Tender Storage	23
Custom Larger Better Supported Platform	24
Twin 50 Amp Glendinning Aft	24
Flybridge Aft Seating	24
Flybridge Aft Seating	24
Flybridge Aft Seating	24
Flybridge Aft Seating	24
Flybridge Aft Seating	24
Flybridge Access Hatch	24
Flybridge Looking Aft	25
Flybridge Seating Forward of Helm	25
Flybridge View Forward	25
Flybridge Forward	25
Flybridge Helm	25
Touch Screen Garmin	25
Center Helm	25
Flybridge Furuno	25
Electronic Engine Controls	26
Flybridge Stereo	26
Galley Generator Access	26
Newer Issuzu Generator	26
Main Switch Panel	26
Custom 12 Volt Panel	26
Custom Entine Room Vents	26
Tender	26
Tender	27
Tender	27
At Dock	27

---

Bow	27
Pulpit	27
Alternate Profile	27
Alternate Profile	27
This Could Be You!	27
Upper Deck	28
Lower Deck	28
CONTACTS	29
Contact details	29
Telephones	29
Office hours	29
Address	29

---

# SPECIFICATIONS

---

## Basic Information

---

**Category:** Motor Yacht

**Sub Category:** Yacht Fisherman

**Model Year:** 1981

**Year Built:** 1980

**Country:** United States

**Vessel Top:** Bimini Top

**Fly Bridge:** Yes

**Cockpit:** Yes

## Dimensions

---

**LOA:** 58' 4" (17.78m)

**LWL:** 53' 4" (16.26m)

**LOD:** 58' 4" (17.78m)

**Beam:** 15' 10" (4.83m)

**Min Draft:** 4' 8" (1.42m)

**Max Draft:** 4' 10" (1.47m)

## Speed, Capacities and Weight

---

**Cruise Speed:** 15 Kts. (17 MPH)

**Max Speed:** 18 Kts. (21 MPH)

**Displacement:** 64000 Pounds

**Gross Tonnage:** 32 Pounds

**Water Capacity:** 300 Gallons

**Holding Tank:** 110 Gallons

**Fuel Capacity:** 1015 Gallons

## Accommodations

---

**Total Cabins:** 3

**Total Berths:** 5

**Sleeps:** 6

**Total Heads:** 3

---

## Hull and Deck Information

---

**Hull Material:** Fiberglass

**Deck Material:** Fiberglass

**Hull Configuration:** Semi Vee

**Hull Finish:** Fiberglass

**Hull Designer:** Hargrave

**Exterior Designer:** Hatteras

**Interior Designer:** Hatteras

---

## Engine Information

---

**Engines:** 2

**Manufacturer:** Detroit Diesel

**Model:** 8V71TI

**Engine Type:** Inboard

**Fuel Type:** Diesel



---

# DETAILED INFORMATION

---

## Walkthrough

---

SAPPHIRE was built near the end of the wildly successful 53/58 Hatteras Series. Thought by many to embody all of the attributes for a successful yacht she has a perfectly balanced profile as well!

Boarding the yacht by either the spacious side decks or Cockpit one enters the Salon by the twin hinged aft doors to find a spacious bright and airy Salon with two identical sleeper sofas with a fully functional helm all the way forward.

Down and forward from the starboard side of the helm is a Galley and Dinette with full size updated appliances.

Further forward is the forward Guest Cabin, en suite Head and Laundry facility. Aft from the Galley between the twin Engine Rooms is a Guest Cabin with twin lower bunks to port and a full Guest Head with stall shower to starboard.

Further aft is the Master Cabin with an athwartships queen berth, plenty of storage and a private Head with stall shower.

The wide side decks lead to a spacious bow with custom seating. The Aft Deck has sheltered dining and access to the Flybridge.

The Boat Deck Area of the Flybridge has been converted to unique and highly useful open aft seating and dining area. The new style Flybridge and Helm offers updated electronics and controls.

## Salon

---

The Salon is entered via twin hinged doors from the Aft Deck or the port and starboard sliding Pilothouse doors. From the Aft Deck immediately to starboard is the Entertainment Center with a 32" Insignia tabletop TV and a Samsung Sound bar. Below in a two door smoked Plexi cabinet is a Samsung AM/FM/DVD/CD Blue Ray player and storage for CD's/DVD's. There is also a Samsung iPod dock.

Either side of the door are aft facing windows each fitted with stained glass inserts eliminating the need for drapes.

To port is a two drawer end table.

Forward on both the port and starboard sides are twin three person couches that each turn into a two person bed futon style. An Oriental runner lies over the carpeted Salon sole between the two sofas.

Forward to starboard is a matching end table with two drawers and to port is a Wine Enthusiast 12 bottle two temp wine cave.

Above each sofa are large opening side deck windows covered with sheer drapes. A teak soffit above covers accent rope lighting.

Next forward is the Pilothouse Area with twin access doors and a centerline helm. Also in the Salon are four Sony speakers with subwoofer, an RCA over air TV antenna and ten overhead halogen mini spots.

---

## Pilothouse Equipment

---

Centerline helm 28" Stainless steel Destroyer wheel Full analog Stewart Warner engine gauges Trim tab controls Glendinning electronic single lever engine controls w/mechanical cable for hookup Soderberg chart light Datamarine International offshore digital depth finder 12" Garmin 5212 plotter/depth, 48 mile radar 6" Furuno Nav Net plotter/fish finder Simard Robertson AP21 remote autopilot control (one for Pilothouse & Flybridge) Robertson RI 35 MK2 rudder angle indicator Icom M-125 VHF Engine emergency stop Cruiseair SMX digital AC controls Guest remote searchlight control Emergency pull for fire extinguisher system AC & DC distribution panels (2) Storage drawers 32V & 12V DC panels AC switching panel Brass clock & barometer Hatteras Systems monitor 8" Ritchie magnetic compass in chrome binnacle (4) Bilge pump switches w/indicator lights Battery parallel switch Naiad stabilizer controls

---

## Galley

---

The Galley and Dinette have been extensively modernized since 1981. The Galley and Dinette Area are down five curved steps from the starboard side of the Pilothouse. Custom storage has been added to the area outboard of the stairs.

Next forward is a four person Dinette with a Corian tabletop. There are two storage drawers with additional storage under the seating bases.

Outboard are two sliding door storage cabinets with an opening window above. A halogen lamp fixture and a liquor cabinet are above.

To port is the Galley proper with a new Sub Zero standup refrigerator with two freezer drawers. The sink is outboard and cooking facilities aft.

Galley Equipment includes:

Frigidaire white glass 4 burner Ceran top cooktop GE Profile Spacemaker microwave/conventional oven w/light & exhaust fan below Deep under mount stainless

sink Top loading countertop storage (4) Sliding door storage cabinets (6) Drawers (8) Cabinet doors (2) Large cabinets w/pullout shelves within Wine glass rack Garbage disposal Under counter lighting Deck hatch into Generator Room Opening sliding window Tile style vinyl sole

---

## Forward Cabin

---

Two steps down, forward of the Galley is the Forward Cabin with a matching tile style vinyl sole.

Immediately upon entering to starboard is a cabinet with a newer Avanti front load washer and separate Avanti clothes dryer. Next forward is a small hanging locker followed by two berths on the outboard bulkhead. Over the upper berth are two frosted opening portholes in the padded hull liner. Each berth has a reading light.

Forward is the anchor locker access door. To port is a shelf with two drawers below and an opening frosted porthole in the hull liner.

Next aft is a dressing mirror and access to the en suite Head.

Also in this cabin are four overhead halogen lights and a deck hatch into the forward bilge area.

---

## Forward Head

---

The Forward Head has a vinyl tile sole, a Galley Maid electric toilet, a vanity with two sliding storage drawers below and a granite look countertop with a surface mounted twin tap sink. Above is a mirrored medicine cabinet and decorative 110V lighting.

The stall shower has a tempered glass door, a handheld or wall mountable fixture, a light and an exhaust fan. Also in the Head is an overhead DC light, a shower sump switch, a Fireboy tank level monitor and a flush button.

---

## Mid Guest Cabin

---

Aft and down from the Galley between the twin Engine Rooms is the Aft Accommodations Area. To the port is the entrance to the Mid Guest Cabin.

Entering from the forward end are two twin berths separated by a four drawer nightstand with a table lamp above. The outboard berth has two additional storage drawers below. Above the outboard berth is a sliding storage cuddy with two opening screened portholes behind drawers further above.

At the foot of the outboard berth is a full size hanging locker.

Above each berth is a reading light and a soffit with six storage cabinets.

Also in this cabin is a carpeted sole, Cruiseair SMX II digital AC control and three overhead halogen lights.

---

## Mid Guest Head

---

Across the Companionway on the starboard side is the Mid Guest Head. The sole is vinyl tile and the toilet is an electric Galley Maid toilet. The vanity has two small sliding storage cabinets below. Above is a granite look countertop with a surface mounted twin tap sink. Three sliding mirrored medicine cabinet doors and an opening porthole are above. A decorative 110V light is above the porthole. The shower has a tempered glass door, a seat, a light, an obscured glass porthole and a handheld shower fixture. Also in the Head is a DC light and a toilet flush button with level alert.

---

## Master Cabin

---

All the way aft is the Master Cabin with an athwartships berth off the portside. Above the berth is a storage cabinet and two opening screened portholes behind full drapes.

Each side of the berth has twin nightstands with table lamps and two open shelves.

At the foot of the berth are two storage drawers. Aft are full drapes across the aft window/escape hatch.

Forward is a two panel bifold door accessing the large almost full beam hanging locker.

To starboard is a chest with four drawers and a cabinet. Above is a 23" Toshiba LCD TV w/DVD and a Samsung AM/FM/CD/DVD player with a Samsung sound bar and four additional speakers and subwoofer.

Furthest outboard are two opening portholes behind full drapes with rope lighting behind the valances.

Also in this cabin is a carpet sole, five halogen mini spots, SMX digital AC controls and access to the en suite Head.

---

## Master Head

---

Near the entrance to the Master Cabin is the private Master Head. The sole is vinyl tile

and the toilet is an electric Galley Maid toilet. The vanity has two small sliding storage cabinets below. Above is a granite look countertop with a surface mounted twin tap sink. Three sliding mirrored medicine cabinet doors and an opening porthole are above. A decorative 110V light is above the porthole. The shower has a tempered glass door, a seat, a light, an obscured glass porthole and a handheld shower fixture. Also in the Head is a DC light and a toilet flush button with level alert.

## Foredeck

---

Fiberglass nonskid decks Stainless steel bow rails w/teak handrail & life line aft of pulpit Hatteras fiberglass (no teak insert) bow pulpit Stainless steel anchor chute w/roller Galley Maid windlass w/chain gypsy & capstan Up & down foot switch for windlass (2) Fiberglass deck boxes w/removable cushion & covers Custom high back bow sea w/removable cushion & covers (4) Stainless steel fender baskets 75 Lb. Plow anchor Covers for varnished handrails Textulene Galley windshield covers Stainless steel handrails on trunk cabin Textulene windshield cover, front & sides (2) Poly Planer stereo speakers (2) Quick Disconnect water fitting for shore water Marquipt 4 step vertical boarding ladder stores on starboard side (2) Midship rail breaks w/step plates (2) Sliding entry doors to Pilothouse Area (2) Overhead deck lights at Pilothouse door Full side windows removable Textulene shades (2) Hinged wing doors (4) Spring line cleats 6 Step Tide Ride Marquipt boarding ladder stored on portside International Navigation lights

## Aft Deck

---

Fiberglass nonskid decks (2) Poly Planer stereo speakers Poly Planer MRD 85i marine stereo Wet bar w/sink, bottle storage & Icerette icemaker Dual hinged teak entry doors to Salon DC overhead light DC light over bar Extended aluminum & canvas Aft Deck sunshade Varnished teak rails port & starboard w/canvas covers & Micarta board below Lockable hinged wing doors Built in 4 person aft seat w/removable cushions & storage below Adjustable height varnished teak table at settee Six teak step, access ladder to Flybridge Hinged weather cover at Flybridge ladder Davit support pole to port on Aft Deck

## Cockpit

---

Fiberglass nonskid sole (3) Wood steps to Cockpit, portside Large fiberglass deck box for storage w/cushions & cover Hinged walkthrough transom door w/gate (5) Recessed rod holders (2) Skiff mount outrigger holders (2) Hawse pipes w/cleats below (2) Quick Disconnect water connections Under gunwale lighting Hose coil for wash

down (3) Access hatches on deck (2) Tank gauge site glasses Full Cockpit coaming 4 Step Armstrong swim/dive ladder SSI, hot & cold shower on transom 4' Custom extended swim platform, heavily braced for 13' tender placement Removable tender chocks w/come aboard system (2) Glendinning shore cord reels on transom Flag staff on transom covering boards Custom Marquipt ladder mounts on transom Tender can be lifted aboard by one person with a mechanism stored off the boat

## Flybridge

Fiberglass nonskid decks Custom seating group on Boat Deck w/wraparound fiberglass seats in an L shape w/storage below (2) Todd seats w/movable backrests Custom varnished teak table at aft seating group Marquipt 1000 lb. davit Marquipt radar arch Bimini top forward, 24" shade aft of arch (4) Stereo speakers GFCI outlet Plexiglass Venturi windshield (2) Hinged doors for storage under brow Four person seat in front of helm (2) LED down lights in arch Guest remote spotlight ACR EPIRB Hinged deck hatch to Aft Deck

## Flybridge Helm

Upholstered Flex steel helm chair (new 2013) 26" Stainless helm wheel 10.4" Furuno Nav Net w/plotter, fish finder 15" Garmin 5215 color touch screen plotter, fish finder, 48 mile radar Stewart Warner full analog engine gauges Robertson RI 35 MK2 rudder angle indicator Robertson AP21 handheld autopilot remote Bennet trim tab controls Datamarine International offshore depth finder Glendinning electronic single lever engine controls Start/stop/key switches Guest remote control for searchlight 6" Danforth Constellation magnetic compass Battery parallel switch Standard Horizon Eclipse VHF GFCI outlet Chart storage area Hatteras Systems monitor Poly Planer MRD 85i AM/FM/CD stereo Storage cabinet under helm Helm cover

## Engine Room

Hours on starboard engine hour meter are indicative of time since rebuild. Presently 1005 hours. Signature twin engine rooms DD 8V71TI's (4) Cruiseair AC compressors Dual Racors for each engine Glendinning electronic engine controls Airsep engine air filters Custom raised engine water strainers for ease of maintenance 8 Drawer mounted tool chest Hynautic hydraulic steering reservoir DC fans Custom Engine Room air intake boxes, much improved over standard 150 PSI Craftsman household air compressor Autopilot pump CO2 fire system bottle DC incandescent Engine Room lights AC fluorescent Engine Room lights Fresh water spigot w/hose Naiad 252 stabilizer system Hard coat engine exhaust 30 Gallon hot water heater Racor 500 for generator fuel filtration

---

## Electrical

---

12/32 Volt DC systems 110/220 Volt AC systems 21 KW BMZ Issuzu/Stamford generator, 2300 hours, located under Galley sole 6 KW BMZ generator located under Cockpit sole w/soft sound shield (2) Isolation transformers (5) Battery shutoff switches 12 Volt panel in starboard Engine Room w/(5) breaker protected circuits 120/240 Volt AC panel in port Engine Room w/(5) breaker protected circuits 12 Volt DC panel in Pilothouse w/(13) breaker protected circuits Custom switch gear for A/B/C shore cable at two locations Custom wired for generator to provide two 50 amp shore legs to house at dock for hurricane or emergency use 32V DC panel in Pilothouse w/(16) breaker protected circuits (2) 110 Volt DC panels in Pilothouse w/(12) breaker protected circuits Battery charger

---

## Audio Notes

---

Considerable time was spent to link the Salon, Flybridge and Aft Deck stereos to play the same music simultaneously (or independently) and be controlled by either Garmin touch screen. The Garmin also has SAT radio connectivity. Both of the Poly Planer exterior stereos have Bluetooth connectivity.

---

## Remarks

---

SAPPHIRE is not your average older Hatteras Yacht Fish. Considerable money has been spent to update both her systems and creature comforts. A close inspection will reveal a ready to go yacht that could not be duplicated by purchasing a lower priced sistership requiring vast amounts of time and money to bring her near the condition of SAPPHIRE.

---

## Exclusions

---

While every effort was made to list all pertinent included equipment aboard SAPPHIRE, there are some personal belongings aboard. Prospective purchasers should assume any item not specifically mentioned herein will not convey at closing.

---

## Exclusions

---

Owner's personal belongings.

---

## Disclaimer

---

The Company offers the details of this vessel or yacht in good faith but cannot


guarantee or warrant the accuracy of this information nor warrant the condition of the vessel. A buyer should instruct his representatives, agents, or his surveyors, to investigate such details as the buyer desires validated. This vessel or yacht is offered subject to prior sale, price change, or withdrawal without notice.




# PHOTOS

---

**Salon Looking Forward**




**Salon to Starboard**




**Salon to Port**




**Salon Aft to Starboard**




**Salon Aft to Port**




**Lower Helm**



**Lower Helm**



**Garmin**



**Helm**



**Furuno**



**Naiad Stabilizers**



**Dinette**




**Galley**




**Galley to Starboard**



**Forward Guest Cabin**



**Forward Guest Cabin Looking Aft**



**Laundry in Forward Guest Cabin**



**Forward Guest Head**



**Companionway**



**Stbd Engine**



**Stbd Engine Room Fwd**



**Stbd Engine Room Aft**




**Port Engine**



**Port Engine Room**



**Stbd Engine Room Aft**



**Mid Guest Cabin**




**Mid Guest Cabin**



**Mid Guest Cabin**




**Mid Guest Head**




**Mid Guest Head**



**Master Cabin**



**Master Cabin to Port**




**Master Cabin to Starboard**




**Master Head**




**Master Shower**




**Master Head**




**Pulpit**




**Bow**




**Bow**



**Bow**




**Bow Seat**



**Deck Box**




**Wide Walk Around**




**Wide Walk Around**




**New Style Flybridge & Venturi**




**Custom 50 Amp Outlets to Power House**




**Aft Deck Seating**



**Aft Deck Door**




**Flybridge Access**



**Aft Deck**




**Aft Deck Stereo**



**Cockpit**




**Cockpit Seating/Storage**



**Cockpit**




**Walk Through Door**




**Tender Storage**




**Custom Larger Better Supported Platform**




**Twin 50 Amp Glendinning Aft**




**Flybridge Aft Seating**




**Flybridge Aft Seating**




**Flybridge Aft Seating**




**Flybridge Aft Seating**



**Flybridge Aft Seating**



**Flybridge Access Hatch**





**Flybridge Looking Aft**



**Flybridge Seating Forward of Helm**




**Flybridge View Forward**




**Flybridge Forward**




**Flybridge Helm**




**Touch Screen Garmin**



**Center Helm**



**Flybridge Furuno**




**Electronic Engine Controls**




**Flybridge Stereo**




**Galley Generator Access**




**Newer Issuzu Generator**




**Main Switch Panel**




**Custom 12 Volt Panel**



**Custom Entine Room Vents**



**Tender**



**Tender**




**Tender**




**At Dock**




**Bow**



**Pulpit**



**Alternate Profile**




**Alternate Profile**



**This Could Be You!**



**Upper Deck**



**Lower Deck**



# CONTACTS

---

Andrey Shestakov, leading yacht broker of the sales department of Shestakov Yacht Sales Inc. Shestakov Yacht Sales Inc., the official representative of the Miami/Fort Lauderdale FL headquarters.

## Contact details

---

Email: **andrey@shestakovyachtsales.com**

Web: [shestakovyachtsales.com/en/](https://shestakovyachtsales.com/en/)

## Telephones

---

USA: **+1(954)274-4435**

## Office hours

---

Monday – Saturday: **9:00 - 21:00** EDT

Sunday: **closed**

## Address

---



Harbour Towne Marina, 850 NE 3rd St, STE 213, Dania, FL 33004