

N/A — CARVER



Builder: CARVER

LOA: 46' 0" (14.02m)

Year Built: 2001

Beam: 14' 11" (4.55m)

Model: Motor Yacht

Max Draft: 3' 7" (1.09m)

Price: PRICE ON APPLICATION

Location: United States

Our experienced yacht broker, Andrey Shestakov, will help you choose and buy a yacht that best suits your needs **N/A — CARVER** from **our catalogue**. Presently, at **Shestakov Yacht Sales Inc.**, we have a wide variety of yachts available on **our sale's list**. We also work in close contact with all the big **yacht manufacturers** from all over the world.

If you would like to buy a yacht **N/A — CARVER** or would like help answering any questions concerning purchasing, selling or chartering a yacht, please call **+1(954)274-4435**

TABLE OF CONTENTS

TABLE OF CONTENTS	2
SPECIFICATIONS	4
Overview	4
Basic Information	4
Dimensions	4
Speed, Capacities and Weight	4
Accommodations	4
Hull and Deck Information	5
Engine Information	5
DETAILED INFORMATION	6
Manufacturer Provided Description	6
Recent Upgrades	6
Electronics/Navigation	6
Cabin/Galley	6
Systems	7
Electrical Systems	7
Hull and Underwater Gear	8
Ground Tackle	8
Davit System	8
Safety	8
Salon	9
Galley	10
Master Stateroom	10
Forward Stateroom	10
Mid Stateroom	11
Exterior	11
Electrical	12
Deck	12

Machinery Spaces	13
Hull	13
Disclaimer	13
EXCLUSIONS	13
Exclusions	14
Disclaimer	14
PHOTOS	15
At the dock	15
Bridge	15
Salon	15
Galley	15
Master Stateroom	15
Master Head	15
Guest Stateroom	15
Annual Inspection	15
CONTACTS	16
Contact details	16
Telephones	16
Office hours	16
Address	16

SPECIFICATIONS

Overview

A-Loan-Again is now available for immediate sale. Designed, equipped and ready for both NW and CA cruising with special options including an upgraded command bridge air conditioning system, plus a diesel interior space heater system in addition to the reverse cycle a/c system there. There is a water maker aboard and both the command bridge and the covered CA deck feature complete zippered enclosure systems. She's ready for your family activities and adventures today. So don't wait, step aboard, see and feel the room of a 50+ footer in this open feeling 46 footer.

Basic Information

Category: Motor Yacht

Model Year: 2001

Year Built: 2001

Country: United States

Dimensions

LOA: 46' 0" (14.02m)

Beam: 14' 11" (4.55m)

Max Draft: 3' 7" (1.09m)

Clearance: 19' 5" (5.92m)

Speed, Capacities and Weight

Displacement: 37000 Pounds

Water Capacity: 130 Gallons

Holding Tank: 80 Gallons

Fuel Capacity: 480 Gallons

Accommodations

Total Cabins: 3

Total Heads: 2

Hull and Deck Information

Hull Material: Fiberglass

Engine Information

Manufacturer: Cummins

Model: C

DETAILED INFORMATION

Manufacturer Provided Description

The generously sized bridge of the 466 Motor Yacht features a circular lounge with ample seating for four, plus an adjustable helm seat, two companion swivel chairs and an ultra-stylish control console that provides abundant space for electronics. An integral stairway leads to the spacious aft deck where entertaining is a pleasure, with a hardtop that covers the entire deck, a skylight, wet bar that includes bottle storage, and a transom door that can be conveniently secured open or closed. Belowdecks, the salon is exceptionally large, thanks to the additional space created by the 466's raised side decks. The striking decor and luxurious furnishings include an entertainment group with TV, VCR and stereo, an UltraLeather lounge with luxurious incliner and a solid-surface snack bar. Elegant cherry wood cabinetry and trim add a dash of extra style. Three plush staterooms and two head compartments deliver privacy and comfort.

Recent Upgrades

- Garmin 6212 GPS plotter
- New Roskelly-Ollsen S/S "pickle fork" davit system
- Replaced both televisions with new flat screens
- Added a Bose surround sound system
- New carpet on the command bridge and rear sundeck
- Zincs replaced
- Replaced power cord and lengthened to 80ft,
- Replaced all house batteries,
- Recent servicing of engines and gen set

Electronics/Navigation

- Compass: (2) Ritchie Powerdamp
- VHF Radio: ICOM IC-MI 27
- Garmin 6212 plotter
- GPS/Chart Plotter: Furuno GP-1850DF C-Map NT
- Radar/Sounder/Plotter: Furuno NavNet C-Map NT
- Intercom: A-Phone
- Cetrek 715 Auto Pilot
- Rudder angle indicator

Cabin/Galley

- Galley Range/Oven: Princess tree burner AC electric range & oven
- Galley Refrigeration: Marvel 61AR-MA, IIOVAC electric
- Galley Freezer: Marvel 11 OV AC electric
- Microwave: Sharp Carousel Grill 2
- Ice Maker: Raritan Icerette
- Central Vacuum: Walvac
- Dish Washer: GE Nautilus
- Heat: Espar D 1 OW diesel fired hydronic furnace
- Air Conditioning: Marine Air Systems (4 units); (2) VCP16K, VCP12K, VCPIOK
- Washer/Dryer: Malber WDIOOO Combo unit
- Stereos: Harmon Kardon FL3370, A WIA XR-M 150
- CD Changer: Harmon Kardon FL8370 changer
- Televisions: (2)
- VCR: JVC AR-VP58U (master stateroom)
- Satellite Antenna System: KVH Trac Vision 4

Systems

- Potable Water System: 130 gallon aluminum tank, 12 vdc pump
- Water Heater: Seaward 18 gallon AC electric
- Water Maker: FCI AM4 I 6S reverse osmosis unit
- Head / Sanitation: (2) SeaLand Vacuflush heads, (2) polyethylene holding tanks, SeaLand discharge pump
- Batteries:
 - (2) 8D-12VDC wet cell (new),
 - (3) 8D-1 2VDC wet cell (new),
 - (4) Group 3 I-12VDC (no dates)
- Battery Charger: Charles Industries C-Charger 5000, 24V20A Charles Industries C-Charger 5000, 12V80A Statpower TrueCharge 20+, 20 ampere

Electrical Systems

- AC: 110 V AC 50 ampere system, Glendinning Cord Master shore power cord with proximate breaker, main panel in salon, main breakers, branch breakers, polarity indicator, GFCI's, ammeter, voltmeter
- DC: 12 and 24VDC systems, battery switches, main salon panel, branch breakers, ammeter, voltmeter, (2) Delco alternators, battery isolator
- DC-AC Inverter: Trace Engineering M3012/RC7, 3000 watt
- Generator: Kohler 13EOZ, #0672971, 13 kW, 1145 hrs.
- Fuel System: (2) Florida Marine aluminum tanks, 238 gal. each, neoprene fuel ines, lever shut-off valves, Racer 900MA remote fuel filters, Fleetguard FF5285 secondary on-engine filters

- Propane System (BBQ): Seaward polyethylene box located on aft deck with 3 gal. vertical aluminum tank, pressure gauge, solenoid shut-off

Hull and Underwater Gear

- Propellers: Two, 28Dx32P, four blade, with Prop Speed
- Struts: Two, Bronze, I-struts
- Struts Bearings: Good condition
- Propeller Shaft: 2-1/4 inch diameter stainless steel, brush bonding
- Propeller Shaft Seals: Tides Marine Strong Seal mechanical type
- Rudder: Two, Bronze
- Rudder Shaft Seals: Tides Marine Strong Seal mechanical type
- Bow Thruster: Q-Line DC electric
- Hull Condition: Good condition, anti-fouling coating good condition, no blisters observed
- Zincs/ Anodes: Renewed at haul out as needed
- Trim Tabs: Two, Bennett system
- Thru-Hulls: Bronze
- Sea Cocks: Bronze lever ball valves, engine raw water strainers

Ground Tackle

- Anchor: Claw type, 20 kg.
- Chain and Rope: 250 feet of rode with secured bitter end
- Windlass: Maxwell I 200-I 2VDC power up and down, foot switches and helm remote control
- Saltwater Wash Down: Shurflo 2088-712-244 pump with bib valves at chain locker and stem
- Fenders: Five
- Mooring Lines: Four observed

Davit System

- Roskelly Ollsen S/S "pickle fork" davit

Safety

- PFD's: (6) Type II
- Throwable Device: Ring buoy with floating line attached
- Flare Kits: Yes, expired signals

- Fire Extinguishers: (1) ABCI, (2) BC-1
- Engine Room Halon: FE-241, last inspection 2008
- Sound Devices: Power horn
- Navigation Lights: Operational
- Oil Placard: Posted
- Plastic Trash Placard: Posted
- Bilge Pumps: (3) Rule 1500 or 2000 gph automatic
- MOB Strobe: One
- Carbon Monoxide Alarm: (3) Xintex CMD-2M
- Search Light: IT-Jabsco on bow railing

Salon

- 110V outlets (2) - GFCI protected.
- AC and DC distribution panels.
- Cabin stairway - hinged to pivot into salon to provide access to engine room, supported by gas shocks.
- Carpet - beige, tufted cut pile, 65 oz., crush-resistant, 100% nylon.
- Designer curtains - decor-matched. Designer decor.
- Dry bar cabinet - 2 doors, 2 shelves including integral bottle holders, mirrored interior.
- End tables (2) - solid surface tops. Entertainment group
- TV, VCR, and 110V component stereo including AM/FM receiver, CD player, CD changer, and 2 speakers each in salon, master stateroom, and forward stateroom.
- Entrance door - translucent acrylic, curved, sliding, handle lock, with interior screen.
- Fresh air system - passive, with controllable overhead vents.
- Hardware highlights - brass/chrome.
- Lounge - Flexsteel, chamois UltraLeather, with double incliners and extension.
- Master stateroom stairway - integral. Miniblinds - decor-matched.
- Rocker light switches.
- Shelf - solid surface with restraining rail.
- Snack bar - solid surface top.
- Sofa - Flexsteel, chamois UltraLeather, with storage beneath.
- Storage cabinets (6). Telephone connector.
- Window vents (2).
- DINETTE - Carpet - beige, tufted cut pile, 65 oz., crush-resistant, 100% nylon.
- Designer curtains - decor-matched. Designer decor.
- Lounge - L-shaped, chamois Ultraleather, accommodates 6 adults.
- Miniblinds - decor-matched.
- Shelf - solid surface top.
- Table - cherry wood.

- Central vacuum system
- Malber combomatic washer and dryer

Galley

110V outlets (2) - GFCI protected. Coffee maker. Designer curtains - decor-matched. Designer decor. Flooring - wood plank. Freezer. Hardware highlights - brass/chrome. Lights (3) - halogen, overhead, recessed. Lights (3) - halogen, over countertop, recessed. Microwave/convection oven - built-in. Miniblinds - decor-matched. Oven - electric. Range - electric, 3-burner, ceran top. Refrigerator. Rocker light switches. Shelf - solid surface with restraining rail. Sink - integral, undermounted. Solid surface countertops. Storage cabinets (4). Storage drawers (8). Storage - under sink.

- GE dishwasher
- Solid surface counter tops
- In-floor storage

Master Stateroom

110V outlets (3) - GFCI protected. Bedside endtables (2) - solid surface top. Berth - queen, inner-spring mattress, island. Carpet - beige, tufted cut pile, 65 oz., crush-resistant, 100% nylon. Designer decor. Dressers (2) - integral, 4 drawers each. Entrance door - secures open and closed, stainless steel hardware. Hanging lockers (2) - cedar-lined, 19" and 10" hanging bars, automatic light. Hardware highlights - brass/chrome. Lights (2) - halogen, reading, over berth head. Lights (2) - halogen, recessed, over aft window. Lights (4) - halogen, overhead, recessed. Miniblinds - decor-matched. Mirrored ceiling and bulkhead at berth head. Portlights (2) - screened. Rocker light switches. Shelves (4) - solid wood, recessed with restraining rail, 2 on either side of berth head. Solid surface countertops. Stereo speakers (2). Storage drawers (2) - in foot of berth. Storage cabinets (7). Telephone connector. Window - tinted, removable, in aft bulkhead.

- Vacu-flush toilet
- Stall shower

Forward Stateroom

110V outlets (2) - GFCI protected. Bedside shelf - cherry wood, wraps around berth head and sides. Berth - queen, island. Carpet - beige, tufted cut pile, 65 oz., crush-resistant, 100% nylon. Designer curtains - decor-matched. Designer decor. Entrance door - secures open and closed, stainless steel hardware. Hanging lockers (2) - cedar-lined, 24" and 20.5" hanging bars, shelf, automatic light. Hardware highlights -

brass/chrome. Lights (2) - halogen, directable, recessed, reading. Lights (3) - halogen, overhead, recessed. Overhead hatch - 20" diameter, lockable, inside screen, over berth. Mirrored headboard. Portlights (2) - screened. Rocker light switches. Sheet set - fitted sheet, flat sheet, and two pillow cases. Solid surface countertops. Step-ups next to berth, carpeted. Stereo speakers (2) - with volume control. Storage - beneath berth. Storage cabinets (6). Storage drawers (2). Storage locker - 4 shelves. Telephone connector.

- Vacu-flush toilet
- Stall shower

Mid Stateroom

Berth - single. Carpet - beige, tufted cut pile, 65 oz., crush-resistant, 100% nylon. Designer curtains - decor-matched. Designer decor. Entrance door - secures closed. Hardware highlights - brass/chrome. Lights (2) - halogen, overhead, recessed. Padded bulkheads. Portlight - screened. Rocker light switch. Sheet set - fitted sheet, flat sheet, and two pillow cases. Storage - beneath berth. Storage cabinet - 2 doors, 3 shelves.

Exterior

AFT DECK - 110V outlet - GFCI protected. 107 ft² (approx.), integral to deck. Command bridge stairway - integral to deck with stainless steel hand rail. Electronics arch - custom aluminum with acrylic polyurethane surface coating and UV protection. Electronics arch access plates (7) - corrosion-resistant polymer attached with noncorroding screws and waterproof sealant. Enclosure - soft sides and soft back, for entire aft deck. Hardtop over entire aft deck. Skylight. Lights (4) - halogen, overhead, recessed, with exterior-mounted switch. Self-draining walk surface. Stereo speakers (2). Transom door - secures open and closed, fiberglass, stainless steel hardware. Wet bar - self-draining with sink, preparation surface, and bottle storage beneath. Wing doors (2) - secure open and closed, acrylic in aluminum frame, stainless steel hardware, provide access to the side decks. SIDE DECKS - Bow rail - 1.25" O.D., lineal-buffed, welded stainless steel, with additional intermediate rails. Bow rail stanchions - double-welded (inside and outside), stainless steel, anchored to aluminum backing plates laminated into deck. Cleats (4) - 10" spring, stainless steel, through-bolted through aluminum backing plate. Deck toe rail. Grab rail - stainless steel, over cabin windows, runs length of cabin and above windshield. Rail doors (2) - aluminum, port and starboard, stainless steel hardware. Rub rail molding - heavy-duty, stainless steel insert. FORE DECK - Anchor chain locker. Cleats (2) - 12" stainless steel, through-bolted through aluminum backing plate. Cleat - 12" stainless steel for anchor line, through-bolted through aluminum backing plate. Over-the-stem anchor roller.

- Barrett bimini top and command bridge enclosure

- Barrett aft deck (CA deck) enclosure

Electrical

AC/DC distribution panels with magnetic circuit breakers and integral generator and bilge blower controls; AC voltmeters; AC ammeters. Batteries (4) - deep cycle, marine (12V). Battery chargers (2) - electronic, AC-DC converters. External connectors - CATV, telephone. Generator - 13.0 kW, diesel (1145 hours). Ground Fault Circuit Interrupt (GFCI) protection - all 110V outlets. Shore power connector - 50 amp. Shore power cord - 50 ft. Wiring system - tinned copper strand wire, harnessed, color-coded, labeled, meets or exceeds ABYC standards.

- 3 ea. 8 D house batteries
- Trace 3.0 kW inverter
- FCI 400 gpd water maker
- Espar forced air diesel furnace system
- 5 zone reverse cycle AC system includes command bridge
- Battery charges for: house bank, engine start, generator and bow thruster batteries
- Glenndinning Cablemaster power 50/240 amp cord retractor with 50 feet of power cord.
-

Deck

Anodes - zinc, sacrificial. Battery master disconnect switches. Battery restraint brackets and straps. Bilge blowers (12V). Bilge pumps (4) - 1500 gph each, automatic/manual operation. Brass valves for all underwater thru-hulls. CO detectors in salon and staterooms. Compass - illuminated. Engine alarms - temperature and oil pressure. Fire suppression system - automatic, FE241 (FM200 in European Community). Galvanic isolator/zinc saver. Horns - dual, air/electric (12V), trumpet. Internal bonding system. Molded nonskid surfaces on all walk decks - diamond pattern. Navigation lights (COLREGS).

- Bimini top w/full enclosure
- 3ea. windshield wipers
- 3 ea. command bridge helm chairs
- Ideal anchor windlass w/remote control
- Delta style anchor w/300' chain rode
- Foredeck sunpad
- Aft deck wet bar w/ice maker
- Aft deck BBQ

Machinery Spaces

- Twin 450C Cummins engines (765 hours)
- Dripless engine and rudder shaft seals
- Water cooled mufflers
- Trim tabs
- Hydraulic steering
- Remote search lite
- Fire suppression system in the engine room
- Engine synchronizer
- Twin Disc electronic engine controls
- Bow thruster
- 13 Kw Kohler generator (approx. 1145 hours)
- 12 gallon hot water heater
- Power engine room ventilation system

Hull

Solid fiberglass hull bottom with Knytex substrates and Vinylester barrier coat. Molded fiberglass stringer system. Hand-laid, molded fiberglass components featuring composite laminate hullsides, decks, and cabintops. Structural engine mountings - reinforced stringer mountings with double gusseted, welded perpendicular steel plates. Fabricated aluminum floor frames with stainless steel stanchions. Cherry wood bulkheads, cabinetry, and trim throughout cabin, with high gloss finish. Tinted, tempered safety glass frameless window systems. Unitized deck and cabintop construction with integral aluminum truss reinforcement in cabintop structure.

Disclaimer

The Company offers the details of this vessel in good faith but cannot guarantee or warrant the accuracy of this information nor warrant the condition of the vessel. A buyer should instruct his agents, or his surveyors, to investigate such details as the buyer desires validated. This vessel is offered subject to prior sale, price change, or withdrawal without notice.

EXCLUSIONS

“All personal property is excluded unless specifically identified and included in the sale agreement and listing specifications. Personal property refers to all items not permanently attached to the vessel including but not limited to: artwork, furnishings, and recreational or entertainment items. Advertisements, marketing materials, and/or other photography may depict the vessel with personal property, however, such

personal property is excluded unless otherwise specifically included as provided herein.”

Exclusions


Owner's personal belongings.

Disclaimer

The Company offers the details of this vessel or yacht in good faith but cannot guarantee or warrant the accuracy of this information nor warrant the condition of the vessel. A buyer should instruct his representatives, agents, or his surveyors, to investigate such details as the buyer desires validated. This vessel or yacht is offered subject to prior sale, price change, or withdrawal without notice.

PHOTOS

At the dock



Bridge



Salon



Galley




Master Stateroom




Master Head



Guest Stateroom



Annual Inspection



CONTACTS

Andrey Shestakov, leading yacht broker of the sales department of Shestakov Yacht Sales Inc. Shestakov Yacht Sales Inc., the official representative of the Miami/Fort Lauderdale FL headquarters.

Contact details

Email: **andrey@shestakovyachtsales.com**

Web: shestakovyachtsales.com/en/

Telephones

USA: **+1(954)274-4435**

Office hours

Monday – Saturday: **9:00 - 21:00** EDT

Sunday: **closed**

Address



Harbour Towne Marina, 850 NE 3rd St, STE 213, Dania, FL 33004